

Where Communities of Color Are Growing

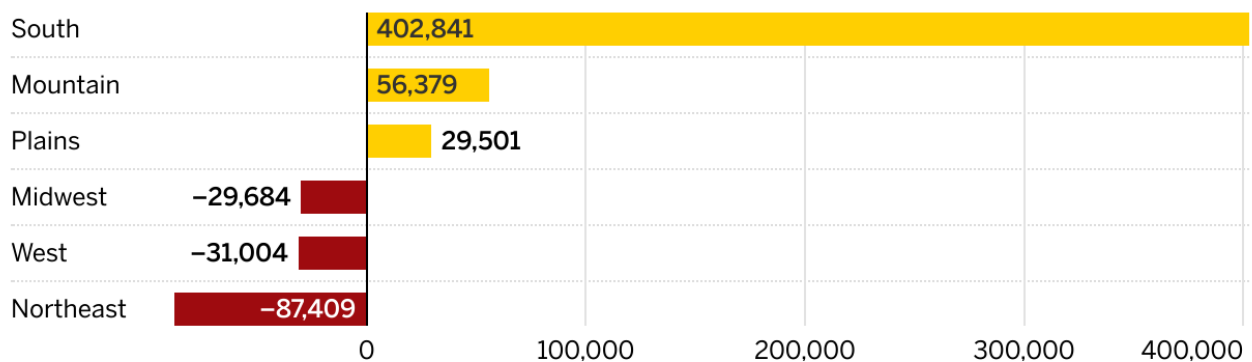
Since the 2020 census, the overwhelming majority of growth for every racial and ethnic group has been in the South.

Black Americans

Approximately 82 percent of Black population growth since 2020 has taken place in the South, with all of the remaining growth occurring in Mountain and Plains states. By contrast, the Midwest, West, and Northeast all lost Black residents. New York and California, in particular, saw sizable out-migrations of Black residents to other parts of the United States, especially to the states of the South.

All told, around 6 in 10 Black Americans now live in the South, the highest percentage since the Great Migration.

Black Population Change since 2020



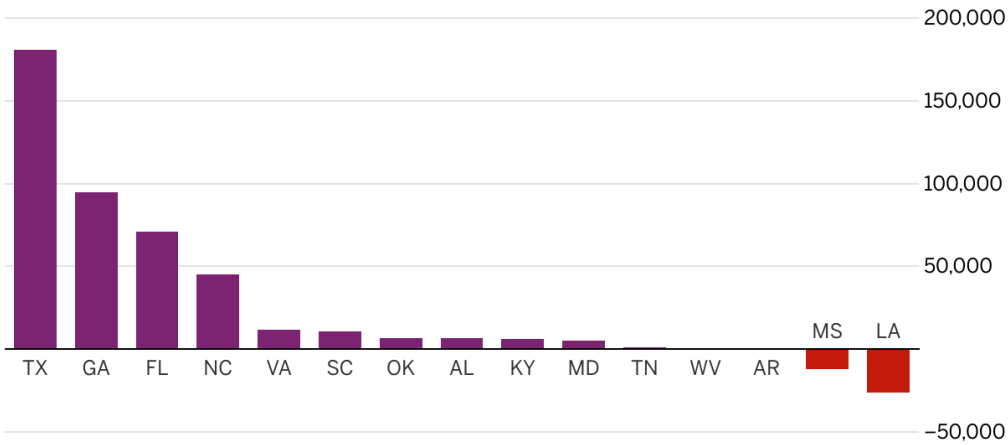
Source: U.S. Census Bureau

However, within this story of the rapid and remarkable growth of Black communities in the South is an equally important sub-story: Black communities may be growing rapidly in the South, but that growth is highly concentrated. Just four states – Texas, Georgia, Florida, and North Carolina – account for more than 97 percent of the region’s recent Black population growth.

Texas, in particular, stands out. By itself, Texas accounts for nearly half of all recent Black population growth in the South – and nearly 40 percent of Black population growth in the United States as a whole since 2020. Indeed, according to the Census Bureau, some of the fastest growing Black communities in the country today are in the suburbs and exurbs of Texas.

Black Population Growth in Southern States

Changes since 2020 Census



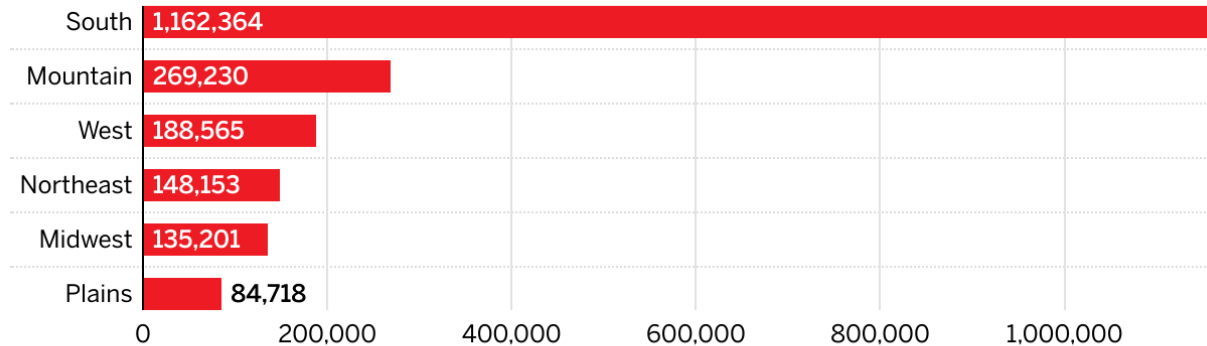
Source: U.S. Census Bureau

In the rest of the South, Black populations are either growing slowly or actually shrinking.

Latino Americans

Recent growth in Latino populations also has been heavily concentrated in the South. While every region of the country seen its Latino population increase since the 2020 census, the South has by far accounted for the bulk of growth.

Latino Population Change since 2020



While only around 37% of Latinos live in the South, the region accounts for nearly 60% of Latino population growth since 2020.

Source: U.S. Census Bureau

As with Black population growth, Latino population growth also has been highly concentrated.

Texas and Florida alone account for around two-thirds of recent Latino population growth in the South and around 43 percent of Latino population growth in the nation as a whole.

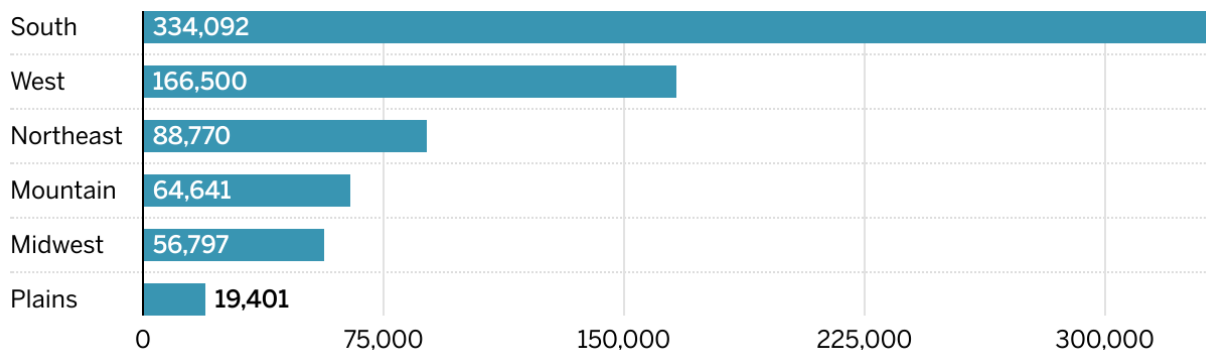
But Latino population growth has been strong across the South: Since the pandemic, Alabama, Georgia, Kentucky, North Carolina, South Carolina, and Tennessee all have seen Latino growth rates in excess of 7 percent.

By contrast, California, the state with the country's largest Latino, saw the Latino share of its population increase by just 0.6 percent – the slowest growth rate in decades.

Asian Americans

Asian population growth since 2020 has been more geographically diverse. Every region of the country saw an increase in its Asian population. Still, nearly half of recent Asian population growth has been in the South.

Asian Population Change since 2020



Source: U.S. Census Bureau

As with other population groups, Texas saw the largest numeric increase in its Asian population, adding 142,105 Asian residents since the 2020 census, an increase of nearly 10 percent.

By contrast, other states with large Asian populations saw those populations grow much more slowly: California (+1.7 percent), New York (+0.3 percent), New Jersey (+2.5 percent).