

- Wichita, KS (Dallas Region)
- Tacoma, WA (Los Angeles Region)

To date, 25,374 cases have been resolved in the field in these areas. An additional 38,634 cases in these areas have self-responded since the identification of the Nonresponse Followup workload.

From a staffing perspective, training of enumerators is underway. Approximately 2,500 enumerators, have completed all necessary training and are available to receive assignments. Additional enumerators will complete all necessary training over the next few days.

Other updates of interest:

The first Nonresponse Followup enumeration was completed on July 1, 2020 in Boise, Idaho.

31 states have a Self-Response rate at or above 60%.

17 states have achieved a Self-Response Rate at or above their 2010 Census Self-Response Rate at the start of Nonresponse Followup.

4 states have achieved a Self-Response Rate at or above their final 2010 Census Self-Response Rate.

# **2020 Census: Nonresponse Followup**

## Soft Launch Status and Early Findings

July 27, 2020

Shape  
your future  
START HERE >

2020 Census

## 2020 Census: Nonresponse Followup Progress Cycle – 1a

### Daily Progress Goal 19%

Area Census Office	State	Production Workload	Total Complete	Percent Complete
Gardiner	ME	389,466	51,301	13.17%
Beckley	WV	486,694	83,157	17.09%
Kansas City	MO	423,556	75,031	17.71%
New Orleans	LA	178,853	30,452	17.03%
Oklahoma County	OK	264,578	37,558	14.20%
Boise	ID	299,163	73,942	24.72%
<b>Total</b>		<b>2,042,310</b>	<b>351,441</b>	<b>17.21%</b>

Shape  
your future  
START HERE >

United States  
**Census**  
2020

Pre-decisional - Internal Use Only - Not for Public Distribution

2

## 2020 Census: Nonresponse Followup Progress Cycle – 1b

### Daily Progress Goal 5%

Area Census Office	State	Production Workload	Total Complete	Percent Complete
Hartford	CT	219,647	16,606	7.56%
State College	PA	330,398	14,598	4.42%
Crystal City	VA	117,175	10,811	9.23%
Evansville	IN	247,311	9,010	3.64%
Wichita	KS	301,551	15,646	5.19%
Tacoma	WA	169,480	9,715	5.73%
<b>Total</b>		<b>1,385,562</b>	<b>76,386</b>	<b>5.51%</b>

Shape  
your future  
START HERE >

United States  
**Census  
2020**

Pre-decisional - Internal Use Only - Not for Public Distribution

3



## 2020 Census: Nonresponse Followup Enumerator Staffing - Cycle 1a

Area Census Office	State	Enumerators Goal to Deploy	Enumerators Active	% Active to Goal
Gardiner	ME	2,158	1,016	47.08%
Beckley	WV	3,198	1,444	45.15%
Kansas City	MO	2,271	1,264	55.66%
New Orleans	LA	1,199	553	46.12%
Oklahoma County	OK	1,608	576	35.82%
Boise	ID	1,531	993	64.86%
<b>Total</b>		<b>11,965</b>	<b>5,846</b>	<b>48.86%</b>

Shape  
your future  
START HERE >

United States  
**Census  
2020**

Pre-decisional - Internal Use Only - Not for Public Distribution

4

## 2020 Census: Nonresponse Followup Enumerator Staffing - Cycle 1b

Area Census Office	State	Enumerators Goal to Deploy	Enumerators Active	% Active to Goal
Hartford	CT	1,430	781	54.62%
State College	PA	1,924	447	23.23%
Crystal City	VA	689	402	58.35%
Evansville	IN	1,582	183	11.57%
Wichita	KS	1,742	430	24.68%
Tacoma	WA	1,097	265	24.16%
<b>Total</b>		<b>8,464</b>	<b>2,508</b>	<b>29.63%</b>

Training completes July 27, 2020.

Shape  
your future  
START HERE >

United States  
**Census  
2020**

Pre-decisional - Internal Use Only - Not for Public Distribution

4

## Early Observations on the 1a Offices

- The lag between selection and training, as well as concerns about COVID are increasing no-show rates for training sessions.
- Partners who are provide training sites cancel with very little or no notice due to COVID concerns and trainees have to be rescheduled for another location/day.
- Smartphone learning issues are the top reasons cited for withdrawals from training. COVID-adjusted training is now online with only one in-person touchpoint with a supervisor. Technical issues we would normally resolve during the in-person session must be handled by phone.
- The second is concerns about COVID. Once a trainee fully embraces the fact that they have to interact with the public, some become fearful due to the pandemic.
- Part-time workers cite risk to receiving Unemployment benefits, specifically the \$600 weekly federal portion.
- Appointment, Hiring and Training processes are complex – staff are learning how they work

Shape  
your future  
START HERE >

United States  
Census  
2020

Pre-decisional - Internal Use Only - Not for Public Distribution

4

## Mitigation Actions

- Staff are increasing the numbers they schedule for training.
- Clerks are making more reminder/confirmation calls to trainees prior to the session.
- Staff are scheduling more replacement/backfill training sessions.
- CFSs will give more follow-up phone support to enumerator trainees so that those with smartphone learning challenges can be more successful.
- Managers are developing contingencies for training sites to allow for quick alternatives if necessary.
- Recruiting additional applicants in areas with a smaller pool to ensure we have a fresh set of interested applicants who are fully aware they are applying for a job in a pandemic environment.
- Extending fingerprint sites so that replacement hires can get fingerprints taken ASAP, get cleared quickly, and then inserted into a training session.
- Developing better analytical tools to pinpoint problem areas early for interventions.

Shape  
your future  
START HERE >

2020  
Census

# Status Reporting: Phased Restart for the 2020 Decennial Census

## Periodic Reporting: Release for July 27, 2020

# Periodic Performance Management Reports

Report Title	Slide Number
2020 Census: Phased Restart Update Leave Status by State	3
2020 Census: Update Leave Progress & Cost	4
2020 Census: Update Leave – Status Update	5
2020 Census: Phased Restart of Paper Data Capture Centers Staffing Status	6
2020 Census: Phased Restart Fingerprinting Status	7
NRFU Tip Sheet Soft Launch – Cycle 1A	8
NRFU Tip Sheet Soft Launch – Cycle 1B	9
NRFU Tip Sheet Soft Launch – Cycle 2	10-11

# Periodic Performance Management Reports

## 2020 Census: Phased Restart Update Leave Status by State

Source: Unified Tracking System  
Data Current as of: July 27, 2020

Decisions to Restart work are informed by data available on the All Hazards Consortium site - "US State and Territory Actions in Response to COVID 19."

State	% Update Leave	HUs in UL Workload	% HUs Complete		Change
			Prior Week	Current Week	
<b>U.S. Total</b>	<b>4.5%</b>	<b>6,805,523</b>	<b>99.5%</b>	<b>99.7%</b>	<b>0.2%</b>
Alabama	3.2%	81,964	100.0%	100.0%	0.0%
Alaska	34.1%	110,022	100.0%	100.0%	0.0%
Arizona	6.6%	214,291	93.7%	95.7%	1.9%
Arkansas	5.0%	77,716	100.0%	100.0%	0.0%
California	2.3%	348,797	99.97%	99.97%	0.0%
Colorado	7.5%	195,895	100.0%	100.0%	0.0%
Connecticut	0.4%	5,868	100.0%	100.0%	0.0%
Florida	1.7%	171,871	100.0%	100.0%	0.0%
Georgia	2.3%	111,905	100.0%	100.0%	0.0%
Hawaii	10.8%	63,303	100.0%	100.0%	0.0%
Idaho	9.0%	70,780	100.0%	100.0%	0.0%
Illinois	0.8%	42,827	100.0%	100.0%	0.0%
Indiana	1.3%	39,142	100.0%	100.0%	0.0%
Iowa	0.9%	14,050	100.0%	100.0%	0.0%
Kansas	2.4%	32,178	100.0%	100.0%	0.0%
Kentucky	3.7%	78,593	100.0%	100.0%	0.0%
Louisiana	4.0%	91,447	100.0%	100.0%	0.0%
Maine	14.2%	111,689	100.0%	100.0%	0.0%
Massachusetts	2.2%	69,244	100.0%	100.0%	0.0%
Michigan	2.2%	106,770	100.0%	100.0%	0.0%
Minnesota	3.4%	86,706	97.8%	100.0%	2.2%
Mississippi	3.7%	54,499	100.0%	100.0%	0.0%
Missouri	4.3%	131,018	100.0%	100.0%	0.0%
Montana	19.2%	112,978	95.5%	96.4%	0.9%

State	% Update Leave	HUs in UL Workload	% HUs Complete		Change
			Prior Week	Current Week	
Nebraska	3.5%	30,670	100.0%	100.0%	0.0%
Nevada	3.6%	47,778	99.98%	99.98%	0.0%
New Hampshire	9.9%	65,936	100.0%	100.0%	0.0%
New Jersey	1.1%	40,514	100.0%	100.0%	0.0%
New Mexico	19.2%	200,664	94.9%	96.7%	1.8%
New York	3.0%	270,545	100.00%	100.00%	0.0%
North Carolina	3.3%	164,775	100.0%	100.0%	0.0%
North Dakota	9.9%	40,051	98.6%	98.6%	0.0%
Ohio	0.6%	34,686	100.0%	100.0%	0.0%
Oklahoma	9.8%	187,921	100.0%	100.0%	0.0%
Oregon	1.4%	27,198	100.0%	100.0%	0.0%
Pennsylvania	3.3%	197,124	100.0%	100.0%	0.0%
Rhode Island	1.1%	5,657	100.0%	100.0%	0.0%
South Carolina	2.4%	61,375	100.0%	100.0%	0.0%
South Dakota	12.4%	51,715	100.0%	100.0%	0.0%
Tennessee	0.3%	9,010	100.0%	100.0%	0.0%
Texas	3.6%	441,668	100.0%	100.0%	0.0%
Utah	7.6%	90,972	98.7%	99.6%	0.9%
Vermont	17.2%	61,075	100.0%	100.0%	0.0%
Virginia	0.9%	34,615	100.0%	100.0%	0.0%
Washington	2.8%	92,093	100.0%	100.0%	0.0%
West Virginia	28.8%	289,189	100.0%	100.0%	0.0%
Wisconsin	3.3%	93,399	100.0%	100.0%	0.0%
Wyoming	22.9%	67,114	100.0%	100.0%	0.0%
Puerto Rico	100.0%	1,776,226	100.0%	100.0%	0.0%

Legend:

All ACOs with UL Workload Restarted

All UL Workload Completed

# Periodic Performance Management Reports

## 2020 Census: Update Leave Progress & Cost

Status:

● On Track

Data current as of:

July 27, 2020

Start Date:

March 15, 2020

Completion Date:

July 20, 2020\*

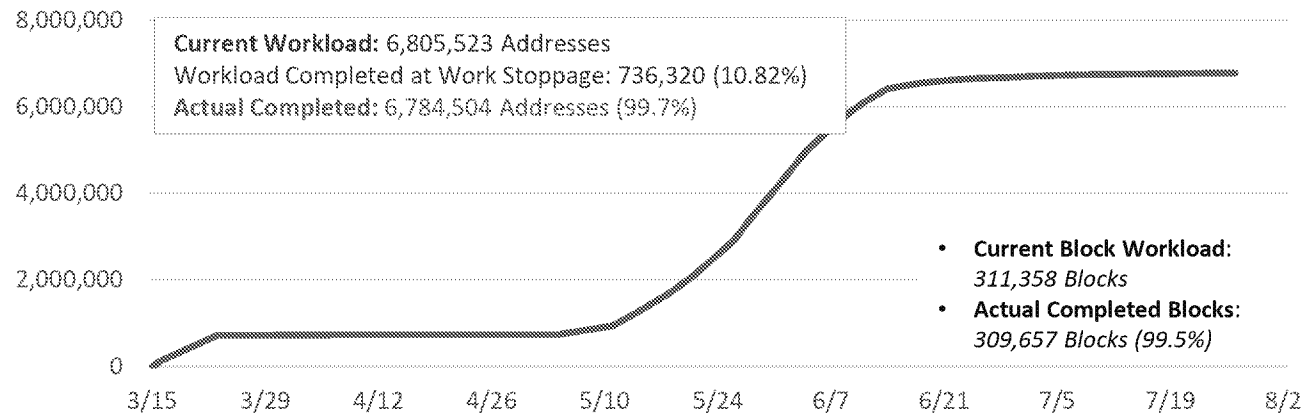
Notes:

- \*In a small number of areas with access challenges, work will extend beyond 7/20 to complete the update of the Census address list and the delivery of questionnaire packages.
- Addresses in the Update Leave workload that do not self-respond are included in the Nonresponse Followup operation.

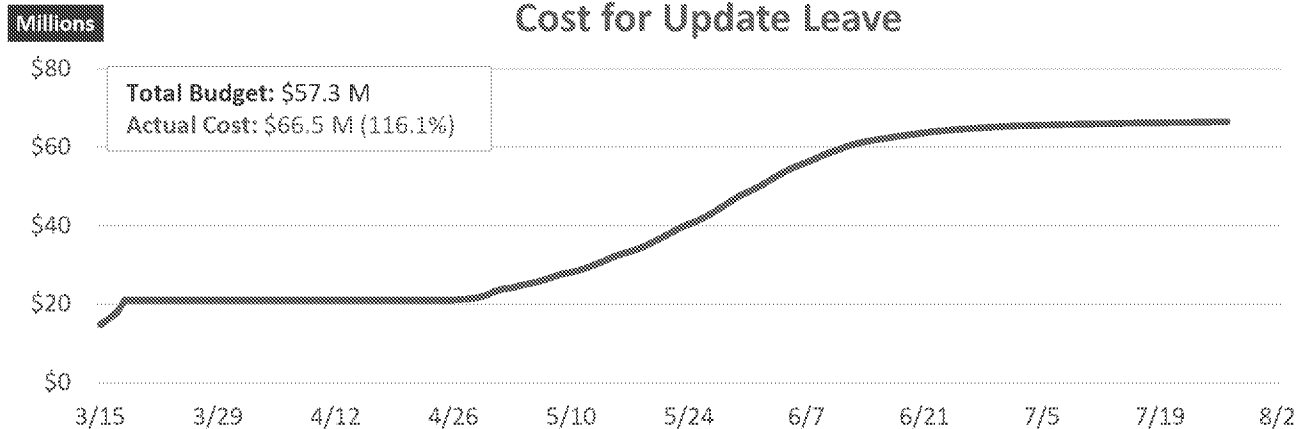
### Lister Productivity

- Addresses per Hour: 8.0
- Life Cycle Cost Model Estimate for Addresses per Hour: 5.3

### Progress for Update Leave



### Cost for Update Leave



Source: Unified Tracking System



# Periodic Performance Management Reports

## 2020 Census: Update Leave – Status Update

Source: Unified Tracking System, *Census Data Lake, Decennial Statistical Studies Division*  
Data Current as of: July 27, 2020

### Operation:

The Update Leave (UL) operation is designed to occur in areas where the majority of housing units either do not have mail delivered to the physical location of the housing unit, or the mail delivery information for the housing unit cannot be verified. A Census Bureau employee will physically deliver a 2020 Census invitation to these housing units.

### Workload:

- Update Leave Original Workload (does not change): 6,805,523
- Workload Completed March 18 (date field operations were suspended): 736,320
  - Percentage Completed at suspension: 10.82%
- Workload Completed as of July 27: 6,784,504
- Percentage Completed: 99.69%

### Response Rates:

- UL Total Responses (as of March 18): 139,825
  - Internet: 12,478 (8.92%)
  - Paper: 127,189 (90.96%)
  - Phone: 158 (0.11%)
- UL Total Responses (as of July 27): 2,217,394
  - Internet: 1,139,876 (51.41%)
  - Paper: 1,037,136 (46.77%)
  - Phone: 40,382 (1.82%)

# Periodic Performance Management Reports

## 2020 Census: Phased Restart of Paper Data Capture Centers Staffing Status

Status:

● On Track

Data current as of:

July 23, 2020

Start Date:

January 21, 2020

Completion Date:

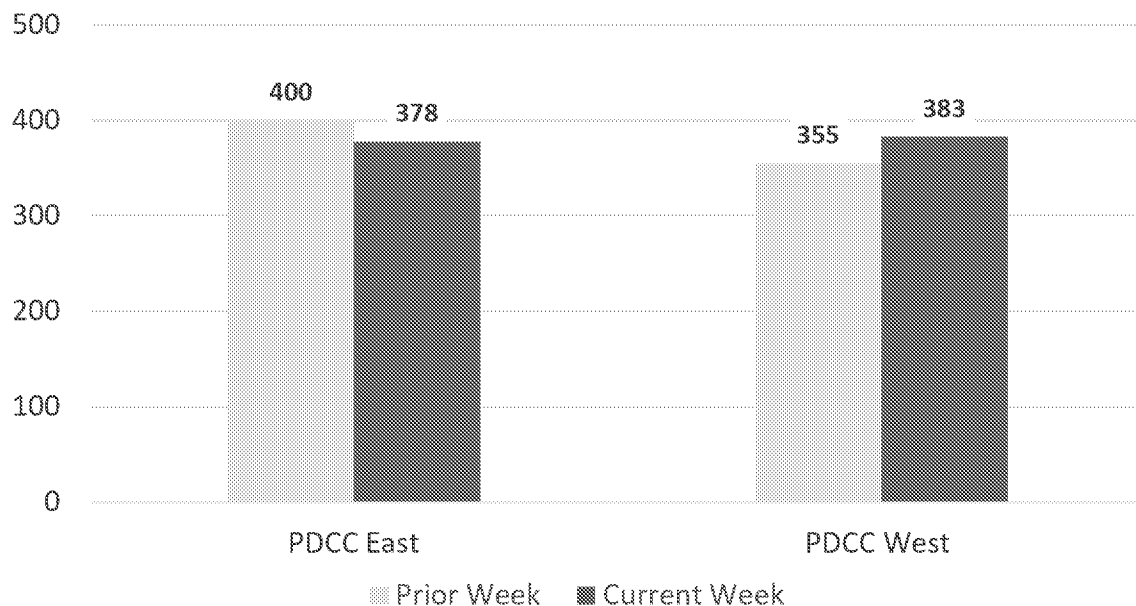
November 30, 2020

### Notes:

- No major changes expected for PDCC-East.
- Increased COVID-19 activity in Arizona is impacting PDCC West staffing.
- Several positive COVID-19 employees and close contacts returned to work at PDCC-West.

### Paper Data Capture Staffing by Center

**Total Staff: 761, +6 from prior week**



# Periodic Performance Management Reports

## 2020 Census: Phased Restart Fingerprinting Status

Status:

● On Track

Data current for  
the week of:  
*July 27, 2020*

Start Date:  
*January 21, 2020*

Completion Date:  
*October 31, 2020*

Notes:

### Overall Fingerprinting Status

Status	Prior Week	Change from Prior Week	Current Week
Total Number of Applicants that Reached DAPPS	2,987,064	+11,228	<b>2,998,292</b>
Total Number Selected	1,219,931	+16,397	<b>1,236,328</b>
Total Number Fingerprinted	825,984	+16,279	<b>842,263</b>
Total Pending Fingerprinting	393,947	+118	<b>394,065</b>
Total Remaining Applicant Pool	1,767,133	-5,169	<b>1,761,964</b>

# Periodic Performance Management Reports

## 2020 Census: NRFU Tip Sheet Soft Launch – Cycle 1A

Source: Decennial Census Management Division

Data Current as of: July 2, 2020

### Cycle 1A NRFU Soft Launch

Beginning July 16, the Census Bureau will soft-launch sending approximately 12,000 Census Enumerators to follow up with households in communities covered by six area census offices—one in each census region. The six locations are:

- Gardiner, ME (New York Region)
- Beckley, WV (Philadelphia Region)
- New Orleans, LA (Atlanta Region)
- Kansas City, MO (Chicago Region)
- Oklahoma County, OK (Dallas Region)
- Boise, ID (Los Angeles Region)

### Key Dates

- 6/18: Census Field Supervisor (CFS) Training
- 7/7: Enumerator Training
- 7/16: Production

### CFS/Enumerator Deploy Goals by Office

- Selection and Fingerprint Goals have been achieved for both CFS and Enumerators.
- Plan to deploy approximately 515 CFSs and 12,000 Enumerators

ACO Name	Current Self-Response Rate (6/29)	NRFU CFS Goal to Deploy*	NRFU Enums Goal to Deploy*
Gardiner	53%	97	2,158
Beckley	53%	144	3,198
Kansas City	62%	104	2,271
New Orleans	56%	55	1,199
Oklahoma County	59%	74	1,608
Boise	65%	70	1,531
<b>Totals</b>		<b>514</b>	<b>11,965</b>

\* Adjusted deployment goal.

# Periodic Performance Management Reports

## 2020 Census: NRFU Tip Sheet Soft Launch – Cycle 1B

Source: Decennial Census Management Division

Data Current as of: July 9, 2020

### Cycle 1B NRFU Soft Launch

Beginning July 23, the Census Bureau will conduct a second NRFU soft-launch sending approximately 8,500 Census Enumerators to follow up with households in communities covered by six Area Census Offices (ACOs). The six locations are:

- Hartford, CT (New York Region)
- State College, PA (Philadelphia Region)
- Crystal City, VA (Philadelphia Region)
- Evansville, IN (Chicago Region)
- Wichita, KS (Dallas Region)
- Tacoma, WA (Los Angeles Region)

### Key Dates

- 6/25: Census Field Supervisor (CFS) Training
- 7/14: Enumerator Training
- 7/23: Production

### CFS/Enumerator Deploy Goals by Office

- Plan to deploy approximately 385 CFSs and 8,500 Enumerators

ACO Name	Current Self-Response Rate (7/07)	NRFU CFS Goal to Deploy*	NRFU Enums Goal to Deploy*
Hartford	67%	64	1,430
State College	62%	87	1,924
Crystal City	71%	32	689
Evansville	67%	73	1,582
Wichita	63%	78	1,742
Tacoma	69%	50	1,097
<b>Totals</b>		<b>384</b>	<b>8,464</b>

\* Adjusted deployment goal.

# Periodic Performance Management Reports

## 2020 Census: NRFU Tip Sheet Soft Launch – Cycle 2

Source: Decennial Census Management Division

Data Current as of: July 16, 2020

### Cycle 2 NRFU Soft Launch

Beginning July 30, the Census Bureau will conduct a third NRFU soft-launch sending approximately 52,200 Census Enumerators to follow up with households in communities covered by thirty-five Area Census Offices (ACOs). The thirty-five locations are:

- Guaynabo, PR (New York Region)
- Caguas, PR (New York Region)
- Mayaguez, PR (New York Region)
- Danbury, CT (New York Region)
- Quincy, MA (New York Region)
- Waltham, MA (New York Region)
- Worcester, MA (New York Region)
- Trenton, NJ (New York Region)
- Buffalo, NY (New York Region)
- Hanover, MD (Philadelphia Region)
- Hagerstown, MD (Philadelphia Region)
- Towson, MD (Philadelphia Region)
- Mansfield, OH (Philadelphia Region)
- Cranberry Township, PA (Philadelphia Region)
- Harrisburg, PA (Philadelphia Region)
- Aurora, CO (Dallas Region)
- Colorado North, CO (Dallas Region)
- Denver, CO (Dallas Region)
- Bismarck, ND (Dallas Region)
- Chicago Central, IL (Chicago Region)
- Chicago Far Southwest, IL (Chicago Region)
- Chicago South, IL (Chicago Region)
- Cook County NW, IL (Chicago Region)
- Cook County South, IL (Chicago Region)
- Dekalb, IL (Chicago Region)
- Oswego, IL (Chicago Region)
- Peoria, IL (Chicago Region)
- Skokie, IL (Chicago Region)
- Indianapolis, IN (Chicago Region)
- Lake County, IN (Chicago Region)
- Green Bay, WI (Chicago Region)
- Honolulu, HI (Los Angeles Region)
- Everett, WA (Los Angeles Region)
- Olympia, WA (Los Angeles Region)
- Seattle, WA (Los Angeles Region)

### Key Dates

- 7/1: Census Field Supervisor (CFS) Training
- 7/21: Enumerator Training
- 7/30: Production

# Periodic Performance Management Reports

## 2020 Census: NRFU Tip Sheet Soft Launch – Cycle 2 (cont'd)

Source: Decennial Census Management Division

Data Current as of: July 16, 2020

### CFS/Enumerator Deploy Goals by Office

- Plan to deploy approx. 2,400 CFSs and 52,200 Enumerators

ACO Name	Current Self-Response Rate (7/14)	NRFU CFS Goal to Deploy	NRFU Enums Goal to Deploy
Guaynabo	26%	149	3,302
Caguas	23%	141	3,120
Mayaguez	24%	139	3,094
Danbury	65%	59	1,300
Quincy	70%	33	726
Waltham	70%	58	1,250
Worcester	65%	70	1,560
Trenton	68%	50	1,072
Buffalo	67%	61	1,352
Hanover	67%	77	1,659
Hagerstown	71%	59	1,276
Towson	65%	71	1,557
Mansfield	71%	63	1,378
Cranberry Township	67%	83	1,846
Harrisburg	71%	71	1,586
Aurora	71%	42	919
Colorado North	62%	73	1,612
Denver	69%	50	1,072

ACO Name	Current Self-Response Rate (7/14)	NRFU CFS Goal to Deploy	NRFU Enums Goal to Deploy
Bismarck	62%	41	910
Chicago Central	54%	85	1,837
Chicago Far Southwest	70%	47	1,021
Chicago South	50%	61	1,352
Cook County NW	71%	51	1,123
Cook County South	55%	56	1,225
Dekalb	73%	55	1,199
Oswego	76%	48	1,046
Peoria	68%	71	1,557
Skokie	69%	42	919
Indianapolis	66%	66	1,429
Lake County	66%	78	1,710
Green Bay	76%	67	1,455
Honolulu	58%	80	1,768
Everett	70%	66	1,429
Olympia	67%	68	1,392
Seattle	70%	53	1,148
<b>Totals</b>		<b>2,380</b>	<b>52,201</b>






# Status Reporting: 2020 Decennial Census

Periodic Reporting: Release for July 27, 2020



# Periodic Performance Management Reports

Release for July 27, 2020

Status	Report Title	Summary	Slide Number
	2020 Census: Applicant Status	Actions taken to achieve our recruiting target were successful. We have achieved our applicant goal.	4
	2020 Census: Remote Alaska Production Progress & Cost	Enumerations have resumed in all remaining areas that were incomplete in mid-March when work was suspended. Lack of access to some villages due to COVID-19 quarantines has required moving the planned completion of the Remote Alaska operation to August 31, 2020.	5
	2020 Census: Self-Response of Housing Units	Self-Response to the 2020 Census is tracking within the projected range. The projected Self-Response rate has been revised to account for re-planned operational timing and a sixth mailing prior to the August 11 start of Nonresponse Followup.	6
	2020 Census: Self-Response of Housing Units by Response Mode	Internet response is exceeding expectations. The projected Self-Response rates by mode have been revised to account for re-planned operational timing and a sixth mailing prior to the August 11 start of Nonresponse Followup.	7
	2020 Census: Self-Response of Housing Units by State		8

## Legend

Not Applicable

Completed




On Track

Management Focus

Requires Attention

# Periodic Performance Management Reports

Release for July 27, 2020

Status	Report Title	Summary	Slide Number
	2020 Census: Questionnaire Assistance Inbound Calls	Inbound call support continues. A return call option is available to callers who leave a message requesting this option.	9
	2020 Census: Partners & Participating Organizations	Progress to establish relationships with National and community organizations is ongoing. The number of partnering organizations at the national-level has grown to 1,032. The 2020 Census exposure at the local and community level continues; the number of active community partners is over 394,000. We have exceeded the 2010 Census numbers for both national and community partners.	10
	2020 Census: Integrated Communications Campaign Weekly Report Timeline	Steady progress continues on Integrated Communications Campaign efforts. The program is rapidly preparing new messages and delivery vehicles in light of the our current environment.	11
	2020 Census: Monthly FY 2020 Budget Execution Report	Fiscal Year 2020 budget execution is managing budget to address critical program needs.	12

## Legend

Not Applicable

Completed

On Track

Management Focus

Requires Attention

# Periodic Performance Management Reports

## 2020 Census: Applicant Status

Status:

● On Track

Data current as of:

July 27, 2020

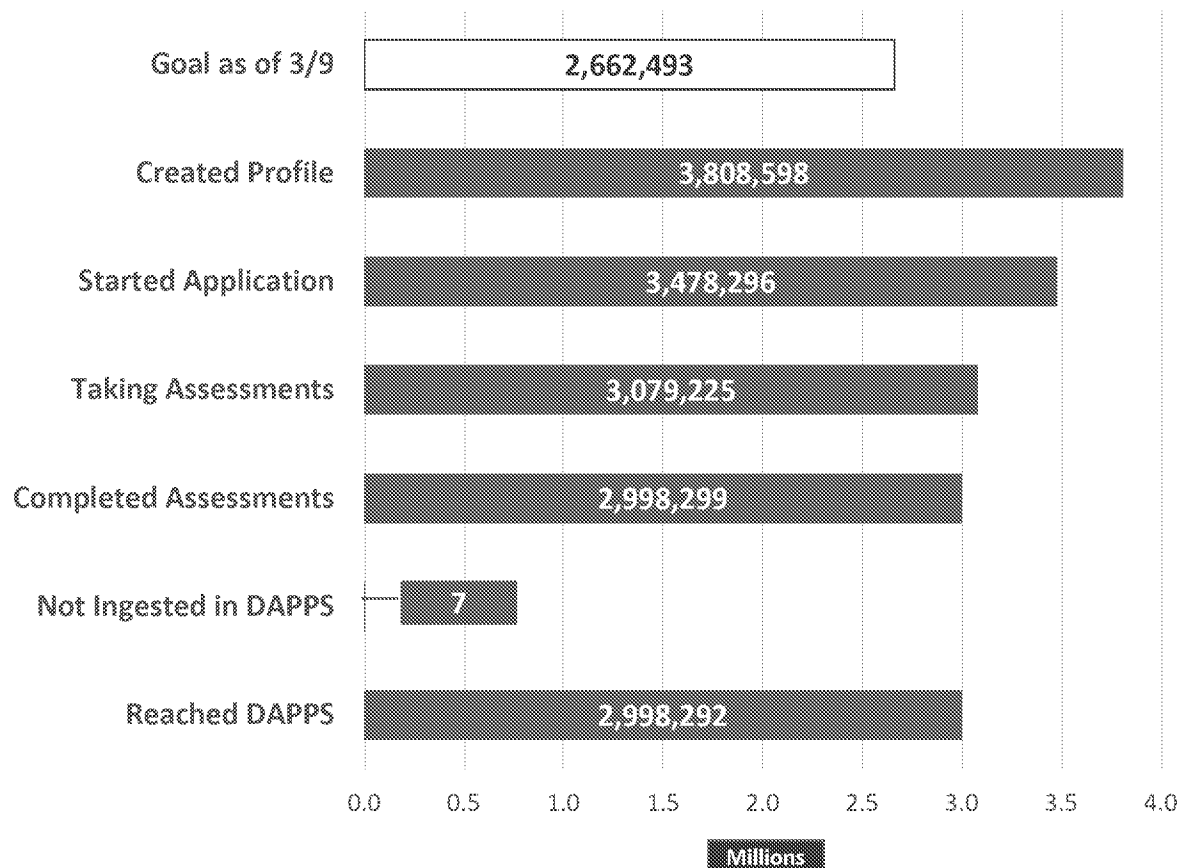
Completion Date:

January 5, 2021

### Notes:

- Actions taken to achieve our recruiting target were successful. We have achieved our applicant goal.
- We are communicating with our recruits, selectees, and on-board staff so that staff are ready to work as we recommence all field operations.

### Steps in Applying for a Position



# Periodic Performance Management Reports

## 2020 Census: Remote Alaska Progress & Cost

Status:

● On Track

Data current as of:

July 27, 2020

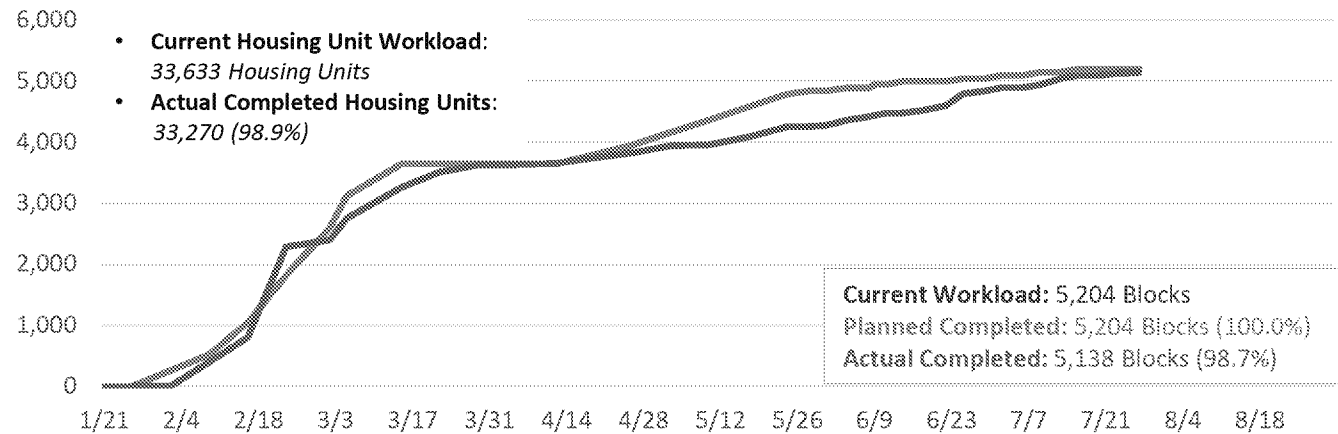
Start Date:

January 21, 2020

Completion Date:

August 31, 2020

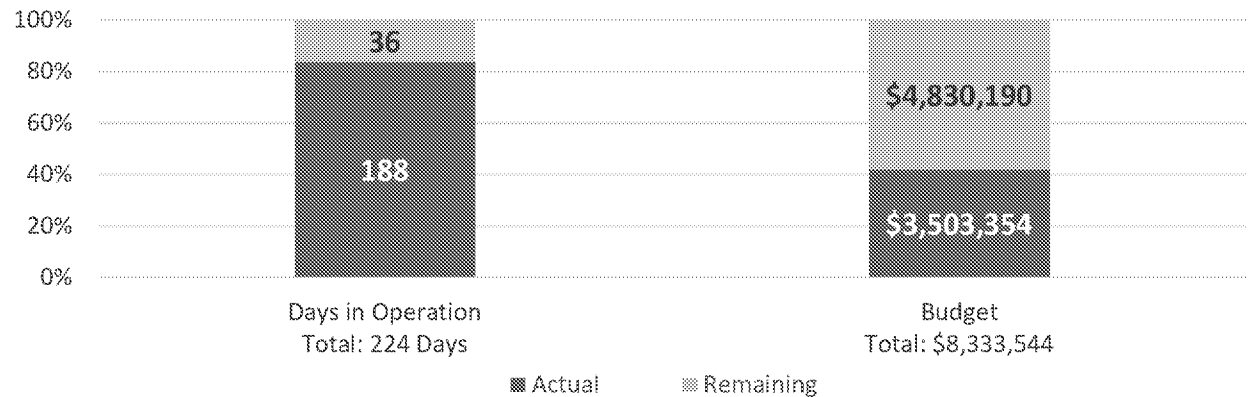
### Progress for Remote Alaska Production



### Notes:

- Lack of access to some villages due to COVID-19 quarantines has required moving the planned completion of the Remote Alaska operation to August 31, 2020.
- Enumerations have resumed in all remaining areas that were incomplete in mid-March when work was suspended.

### Key Performance Indicators for Remote Alaska



Source: Unified Tracking System, Automated Tracking and Control

# Periodic Performance Management Reports

## 2020 Census: Self-Response of Housing Units

Status:

● On Track

Data current as of:

July 27, 2020

Start Date:

March 12, 2020

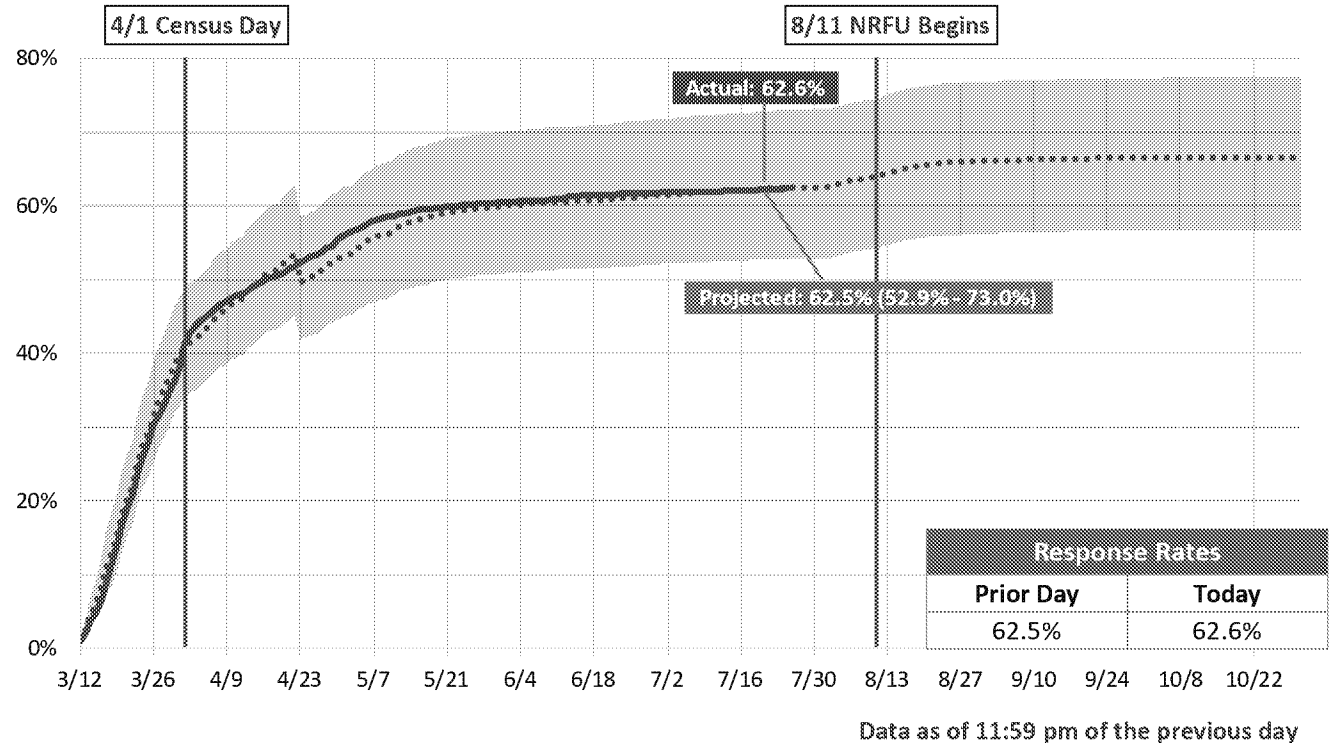
Completion Date:

October 31, 2020\*

### Notes:

- As of April 22, the projected Self-Response rate has been revised to account for re-planned operational timing and a sixth mailing prior to the August 11 start of Nonresponse Followup.
- Response rates reflect responses from Self-Response and Update Leave.
- \* Internet, Paper, and Phone response options remain available throughout the data collection timeframe to offer maximum flexibility for respondents.

### Actual vs. Projected Self-Response Rates



### Legend

Actual Self-Response Rate	—————
Projected Self-Response Rate	.....
Lower & Upper Bound	—————

Source: Census Data Lake & Decennial Statistical Studies Division

# Periodic Performance Management Reports

## 2020 Census: Self-Response of Housing Units by Response Mode

Status:

○ Management Focus

Data current as of:

July 27, 2020

Start Date:

March 12, 2020

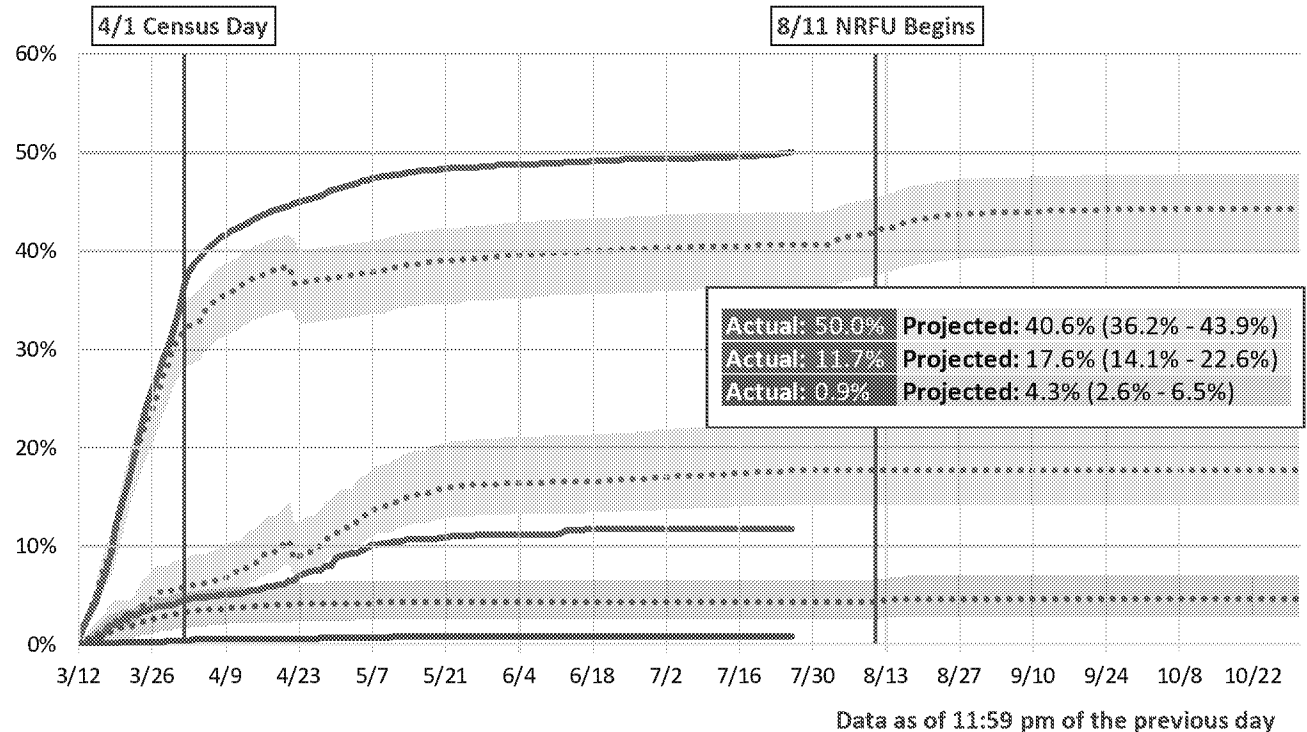
Completion Date:

October 31, 2020\*

Notes:

- As of April 22, the projected Self-Response rates have been revised to account for re-planned operational timing and a sixth mailing prior to the August 11 start of Nonresponse Followup.
- The paper counts include inbound mail.
- \* Internet, Paper, and Phone response options remain available throughout the data collection timeframe to offer maximum flexibility for respondents.

Actual vs. Projected Self-Response Rates by Mode



Legend

	Internet	Paper	Phone
Actual Self-Response Rate	—————	—————	—————
Projected Self-Response Rate	*****	*****	*****
Lower & Upper Bound			

# Periodic Performance Management Reports

## 2020 Census: Self-Response of Housing Units by State

Source: Decennial Statistical Studies Division

Data Current as of: July 27, 2020

State	Actual	2010 Rate (start of NRFU)	2010 Rate (Final)
<b>U.S. Total</b>	<b>62.6%</b>	<b>63.5%</b>	<b>66.5%</b>
Minnesota	71.9%	71.6%	74.1%
Wisconsin	69.2%	71.2%	73.5%
Nebraska	68.6%	68.8%	71.1%
Iowa	68.5%	71.0%	73.0%
Michigan	68.5%	65.4%	67.7%
Washington	67.9%	63.7%	67.2%
Virginia	67.3%	66.2%	69.0%
Illinois	67.2%	67.7%	70.5%
Utah	67.0%	65.4%	68.6%
Ohio	66.8%	66.2%	69.0%
Indiana	66.7%	67.0%	69.6%
Idaho	66.5%	64.6%	67.1%
Maryland	66.5%	66.5%	69.5%
Kansas	66.4%	67.4%	70.0%
Connecticut	66.2%	66.3%	69.5%
Colorado	65.9%	64.4%	67.2%
Kentucky	65.7%	63.0%	65.7%
Pennsylvania	65.6%	67.8%	70.2%
Oregon	64.9%	63.9%	66.9%
Massachusetts	64.6%	65.6%	68.8%
New Jersey	64.5%	64.4%	67.6%
South Dakota	64.0%	65.0%	67.1%
California	63.8%	64.7%	68.2%
Missouri	62.7%	65.3%	67.5%
New Hampshire	62.6%	61.5%	64.4%
North Dakota	62.0%	66.8%	68.8%

State	Actual	2010 Rate (start of NRFU)	2010 Rate (Final)
Tennessee	61.9%	63.8%	67.1%
Nevada	61.8%	58.7%	61.4%
Rhode Island	60.4%	62.8%	65.7%
Alabama	60.3%	59.5%	62.5%
Delaware	60.2%	60.8%	64.1%
Florida	59.7%	59.6%	63.0%
Arizona	59.3%	58.5%	61.3%
District of Columbia	58.8%	62.2%	66.0%
Hawaii	58.7%	60.7%	64.1%
North Carolina	58.7%	62.1%	64.8%
Georgia	58.3%	59.5%	62.5%
New York	58.1%	61.3%	64.6%
Texas	57.5%	60.3%	64.4%
Mississippi	57.5%	58.1%	61.3%
Arkansas	57.3%	59.5%	62.3%
Oklahoma	57.1%	58.9%	62.3%
Wyoming	57.0%	61.1%	63.4%
South Carolina	56.9%	62.2%	64.7%
Louisiana	56.7%	57.9%	61.0%
Montana	56.4%	62.3%	64.6%
Vermont	56.2%	58.1%	60.3%
Maine	54.4%	55.3%	57.4%
West Virginia	54.1%	56.8%	59.1%
New Mexico	52.4%	56.9%	60.0%
Alaska	49.0%	51.6%	55.6%
Puerto Rico	26.7%	51.2%	53.8%

Data as of 11:59 pm of the previous day

# Periodic Performance Management Reports

## 2020 Census: Questionnaire Assistance Inbound Calls

Status:

● On Track

Data current as of:

July 25, 2020

Completion Date:

October 31, 2020

Notes:

- To date, 17,787 callers have requested the callback option. These callbacks have resulted in 6,356 completed interviews and 3,684 callers being provided assistance.

Total Inbound Call Volume % (PTD)



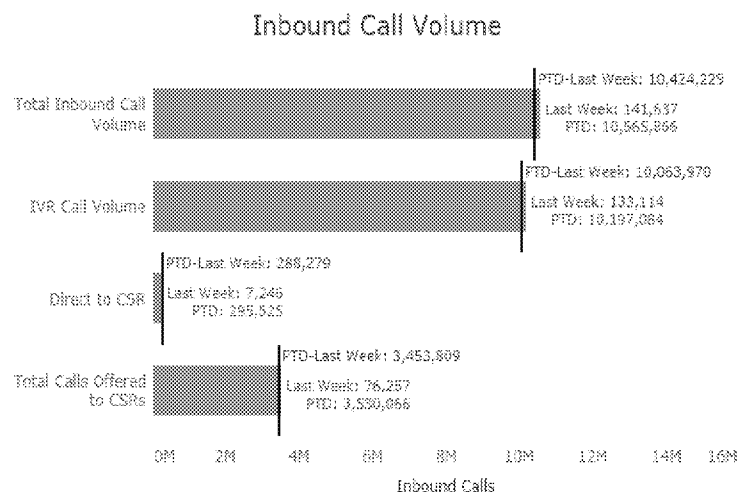
English	87.2%	Spanish	11.1%	TTY	0.7%	Vietnamese	0.2%	Korean	0.1%	All Other	0.7%
---------	-------	---------	-------	-----	------	------------	------	--------	------	-----------	------

Key Performance Metrics (PTD)

	Planned	Actual
Total Inbound Call Volume	8,985,051	10,565,866
Deflection Rate	47.0%	66.8%
Service Level - 30 Seconds	80.0%	63.3%
Average Handle Time	9:04	9:21

Calls Offered to CSRs by Language

	7/12 - 7/18	7/19 - 7/25	PTD	PTD %
English	18,189	62,555	3,114,904	98.2%
English Puerto Rico	37	267	2,499	0.1%
Spanish	2,583	7,309	271,523	7.7%
Spanish Puerto Rico	710	5,465	32,234	0.9%
Chinese Mandarin	67	66	10,471	0.3%
Chinese Cantonese	65	81	9,033	0.3%
Vietnamese	27	61	12,777	0.4%
Korean	36	49	12,395	0.4%
Russian	29	37	6,537	0.2%
Arabic	20	35	3,991	0.1%
Tagalog	6	37	2,575	0.1%
Polish	10	8	2,362	0.1%
French	3	11	1,135	0.0%
Haitian Creole	28	31	2,498	0.1%
Portuguese	8	16	1,734	0.0%
Japanese	6	10	2,214	0.1%
TTY	48	92	36,649	1.0%
Group Quarters	120	127	4,535	0.1%
<b>Total</b>	<b>21,992</b>	<b>76,257</b>	<b>3,530,066</b>	<b>100.0%</b>



Source: Daily Briefing Deck: Census Questionnaire Assistance



# Periodic Performance Management Reports

## 2020 Census: Partners & Participating Organizations

Status:

● On Track

Data current as of:

July 23, 2020

Completion Date:

March 2020

Notes:

- 2010 Census: 256,000 regional partners and 856 national partnering organizations.
- We have exceeded the 2010 Census for both national and community partners.
- The National Partnership Program (NPP) met its 2020 Census goal the week of April 20 of securing 900 national participating organizations. NPP will continue to grow the number of national partners and engagements.

Participating Organizations by Sector		
Sector	National	Community
Nonprofit	382	72,252
Business	138	90,053
Chamber of Commerce/Trade or Professional Association	113	10,610
Education	103	84,535
Government	88	71,978
Faith-Based Organizations	65	40,590
Media	49	8,346
Healthcare	48	14,940
Technology	33	342
International Governmental/ Consulate/ Embassy	13	357
Grand Total	1,032	394,003

Participating Organizations by Audiences Served*		
Audiences Served	National	Community
Mass Appeal	443	230,540
Black/African American	93	17,843
Young Children	90	5,872
Hispanic/Latino	83	25,822
Rural	80	13,588
Asian	79	10,215
Native Hawaiian Pacific Islander	48	671
Veterans	41	3,267
Young and Mobile	40	7,419
LGBTQ	24	1,292
Individuals with Disabilities	24	3,197
Elderly	24	8,845
Persons Experiencing Homelessness and Highly Mobile	22	5,518
American Indian/ Alaskan Native	19	3,574
MENA	15	77

\*Participating organizations that serve more than one audience are tallied against multiple audiences served as appropriate, so the sum total is greater than the grand total shown.

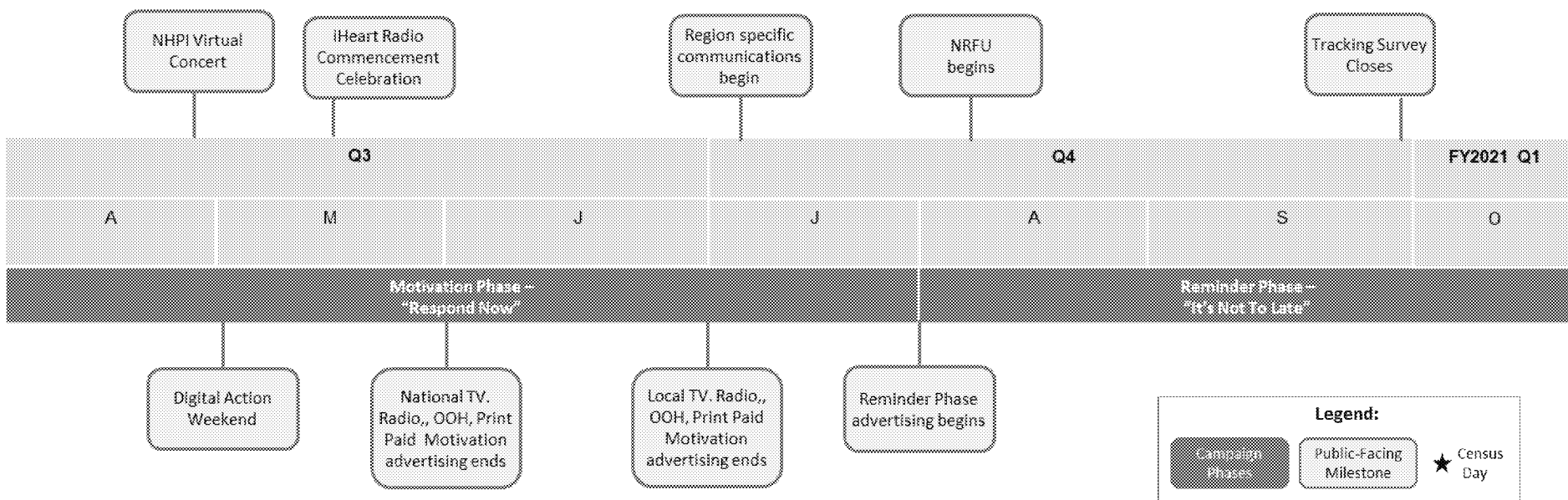
Completed Community Partnership Events: 413,972

# Periodic Performance Management Reports

## 2020 Census: Integrated Communications Campaign Weekly Report Timeline

Source: Integrated Partnerships and Communication

Data Current as of: July 22, 2020



### Significant Accomplishments

- The regional surges weeks continued with Chicago's post surge week, Atlanta, Denver, and Philadelphia's surge week, and New York and Los Angeles' pre-surge week.
- Statistics In Schools (SIS) staff conducted a podcast interview with Furthering Fathering Radio on 7/21.
- The Wonderama At Home Concert series for Houston was held on 7/24.

# Periodic Performance Management Reports

## 2020 Census: Monthly FY 2020 Budget Execution Report

Status: ● On Track

Data current as of: June 30, 2020

Completion Date: September 30, 2020

Notes: The data are updated monthly following the financial close-out of the previous month, typically about five business days into the next month.

### FY 2020 Actual Budget Execution for the 2020 Census Program - Commitments and Obligations through 6/30/2020

\$ Amounts in Millions	IT	Non-IT	Total
Total Planned through June	\$1,719	\$4,971	\$6,690
Available contingency and additional appropriations through June	\$248	\$1,432	\$1,680
Planned Programmatic through June	\$1,471	\$3,539	\$5,010
Total Actual Commitments and Obligations through June	\$1,510	\$2,117	\$3,627
Unplanned commitments/obligations through June related to adjusted 2020 Census operations due to COVID-19 (risk-based contingency)	\$154	\$228	\$382
Actual Programmatic Commitments and Obligations through June	\$1,355	\$1,889	\$3,245
Total Plan Variance (\$/%)	\$209 (12.2%)	\$2,854 (57.4%)	\$3,063 (45.8%)
Remaining contingency and additional appropriations planned through June	\$94	\$1,203	\$1,297
Delayed Field Operation Spending through June	\$0.000	\$1,695	\$1,695
Non-Field Operational Programmatic Variance through June	\$116	(\$44)	\$71

#### High-Level Variance Explanations:

In light of the COVID-19 pandemic, the U.S. Census Bureau adjusted 2020 Census operations in order to protect the health and safety of the American public and Census Bureau employees, implement guidance from Federal, State, and local authorities regarding COVID-19, and ensure a complete and accurate count of all communities. These adjustments resulted in positive variances due to schedule adjustments, offset by additional obligations needed to support operational adjustments through the usage of available contingency funding. The total variance for the resources planned to be available through June is \$3.063 billion, or 46 percent. Below outlines the breakdown:

- The positive variance through June against the original plan in 2020 Census IT systems and operations is \$209 million, or 12 percent. This variance consists of relatively routine minor timing adjustments in contract actions and other IT purchases to later months in the fiscal year, totaling \$116 million. The remaining \$94 million represents a portion of contingency funding originally planned in April that has not yet needed to be obligated.
- The positive variance through June against the original plan in 2020 Census non-IT operations is \$2.854 billion, or 57 percent. This variance consists of \$1.695 billion delayed spending in the field operations as a result of schedule adjustments, and \$1.204 billion representing a portion of contingency and additional appropriations originally made available in spending plans in April that has not yet needed to be obligated. This variance is partially offset by a -\$44 million non-Field variance, primarily from a prior decision to increase funding above the original plan for the ICC contract to facilitate additional media purchases ahead of Census Day.
- While unused contingency contributes to the overall positive variance, this is a function of a budget decision last October to make all risk-based contingency available for peak operations. Decisions have been made to use risk-based contingency funds to support \$382 million in unplanned obligations or commitments through June as the result of the operational adjustments. The funds used to date include funding field staff salaries during to the suspension of field operations, IT purchases for additional devices and licenses, additional media purchases to encourage self response throughout the spring, and additional costs for the extension of the Fingerprint Contract and licenses as the result of the operational timing adjustments.






Source: Commerce Business Systems; Decennial Budget Integration Tool

# Status Reporting: 2020 Decennial Census – Executive Order 13880

## Release for July 27, 2020

# Periodic Performance Management Reports

Release for July 27, 2020

Status	Report Title	Summary	Slide Number
	2020 Census: Federal Administrative Records Supporting Executive Order 13880	Work to reach agreements and receive data for Federal Administrative Records sources in support of Executive Order 13880 is progressing.	3
	2020 Census: EO 13880 State Administrative Records Status for TANF	Work to reach agreements and receive state data on the Temporary Assistance for Needy Families (TANF) program in support of Executive Order 13880 is progressing.	4
	2020 Census: EO 13880 State Administrative Records Status for WIC	Work to reach agreements and receive state data on the Supplemental Nutrition Program for Women, Infants, and Children (WIC) in support of Executive Order 13880 is progressing.	5
	2020 Census: EO 13880 State Administrative Records Status for SNAP	Work to reach agreements and receive state data on the Supplemental Nutrition Assistance Program (SNAP) in support of Executive Order 13880 is progressing.	6
	2020 Census: EO 13880 State Administrative Records Status for Driver's License	Work to reach agreements and receive state data on State Driver's Licenses in support of Executive Order 13880 is progressing.	7
	Acronyms for Administrative Records		8

## Legend

Not Applicable

Completed

On Track

Management Focus

Requires Attention

# Periodic Performance Management Reports

## 2020 Census: Federal Administrative Records Supporting Executive Order 13880

Status:

● On Track

Data current as of:

July 27, 2020

Target Completion for  
Delivery of April 1, 2020

Vintage Data:

July 31, 2020

Notes:

Source: File	Under Negotiation	Agreement in Place/ Approved for Use	Initial Data Received	April 1, 2020 Vintage Data Received
<b>Completed Agreements</b>				
HUD: FHA, PIC, TRACs, CHUMS, LIHTC	●	●	●	●
<b>Renewal Agreements</b>				
SSA: Numident	●	●	●	●
IRS: 1040 & 1099	●	●	●	●
CMS: Medicare	●	●	●	●
CMS: Medicaid/CHIP	●	●	●	●
<b>New Agreements</b>				
SSA: MBR	●	●	●	●
IHS: Patient Registration	●	●	●	●
State: Passport Services	●	●	●	●
State: Worldwide Refugee Admissions Processing System (WRAPS)	●	●	●	●
DHS: USCIS	●	●	●	●
DHS: CBP	●	●	●	●
DHS: ICE	●	●	●	●
DOJ: US Marshals	●	●	●	●
DOI: Citizenship & Immigration Data Collection	●	●	●	●
BOP: Federal Incarceration Data	●	●	●	●
BJS: National Corrections Reporting Program (NCRP)	●	●	●	●

Legend

Not Started

Completed

On Track

Management Focus

Requires Attention

## 2020 Census: EO 13880 State Administrative Records Status for TANF

Status:

 *On Track*

Data current as of:

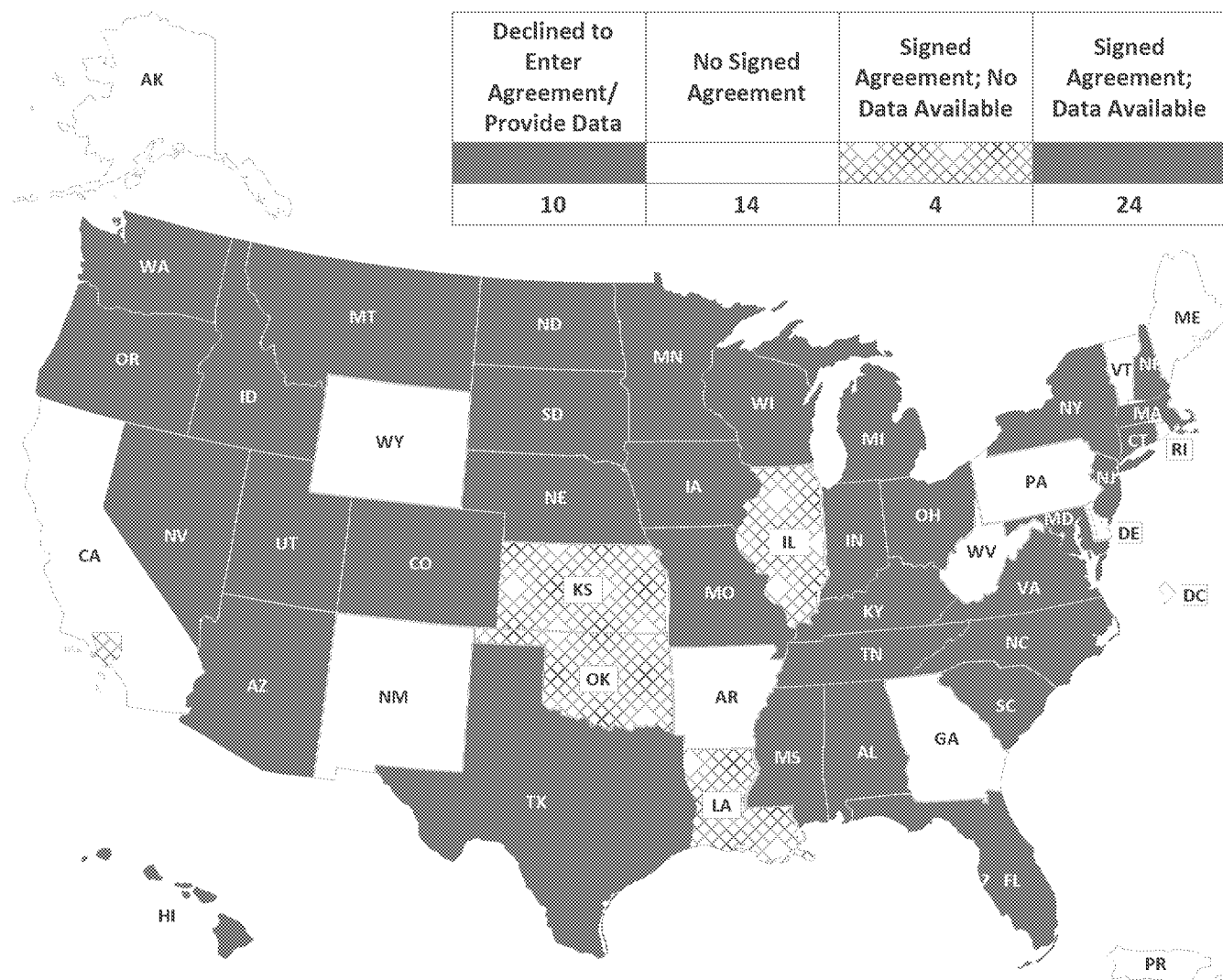
July 27, 2020

**Target Completion:**

December 31, 2019

Notes:

- The Temporary Assistance for Needy Families (TANF) program is designed to assist families with children when parents or other responsible relatives cannot provide for the family's basic needs.
- The target date for signed agreements was November 15, 2019.
- Los Angeles county, CA has signed an agreement for the provision of TANF data.



# Periodic Performance Management Reports

## 2020 Census: EO 13880 State Administrative Records Status for WIC

Status:

● On Track

Data current as of:

July 27, 2020

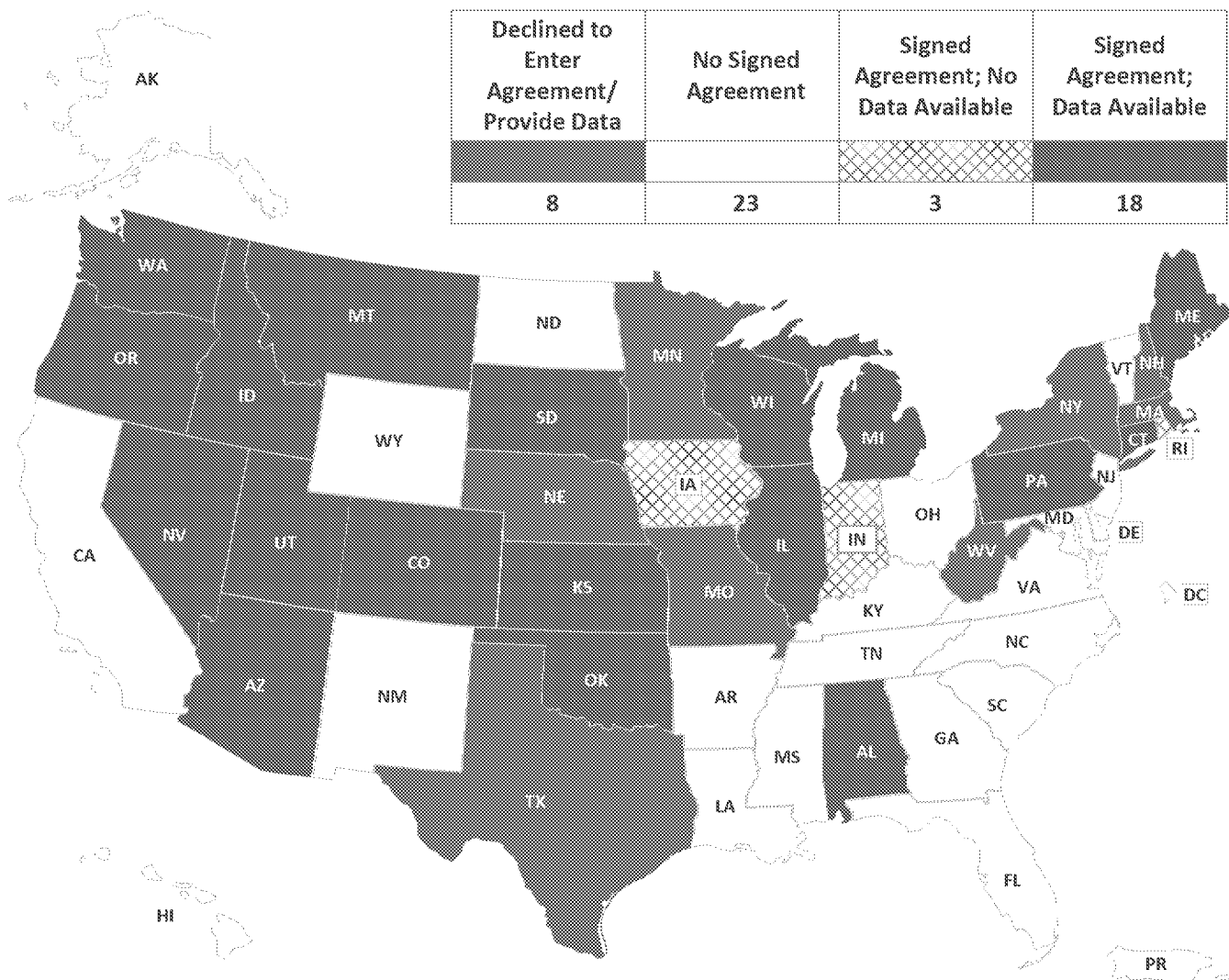
Target Completion:

December 31, 2019

Notes:

- The Women, Infants, and Children (WIC) program provides federal grants to states for supplemental foods, health care referrals, and nutrition education for low-income pregnant, breastfeeding, and non-breastfeeding postpartum women and to infants and children up to age five who are found to be at nutritional risk.
- The target date for signed agreements was November 15, 2019

Declined to Enter Agreement/ Provide Data	No Signed Agreement	Signed Agreement; No Data Available	Signed Agreement; Data Available
8	23	3	18





# Periodic Performance Management Reports

## 2020 Census: EO 13880 State Administrative Records Status for SNAP

### Status:

● On Track

Data current as of:

July 27, 2020

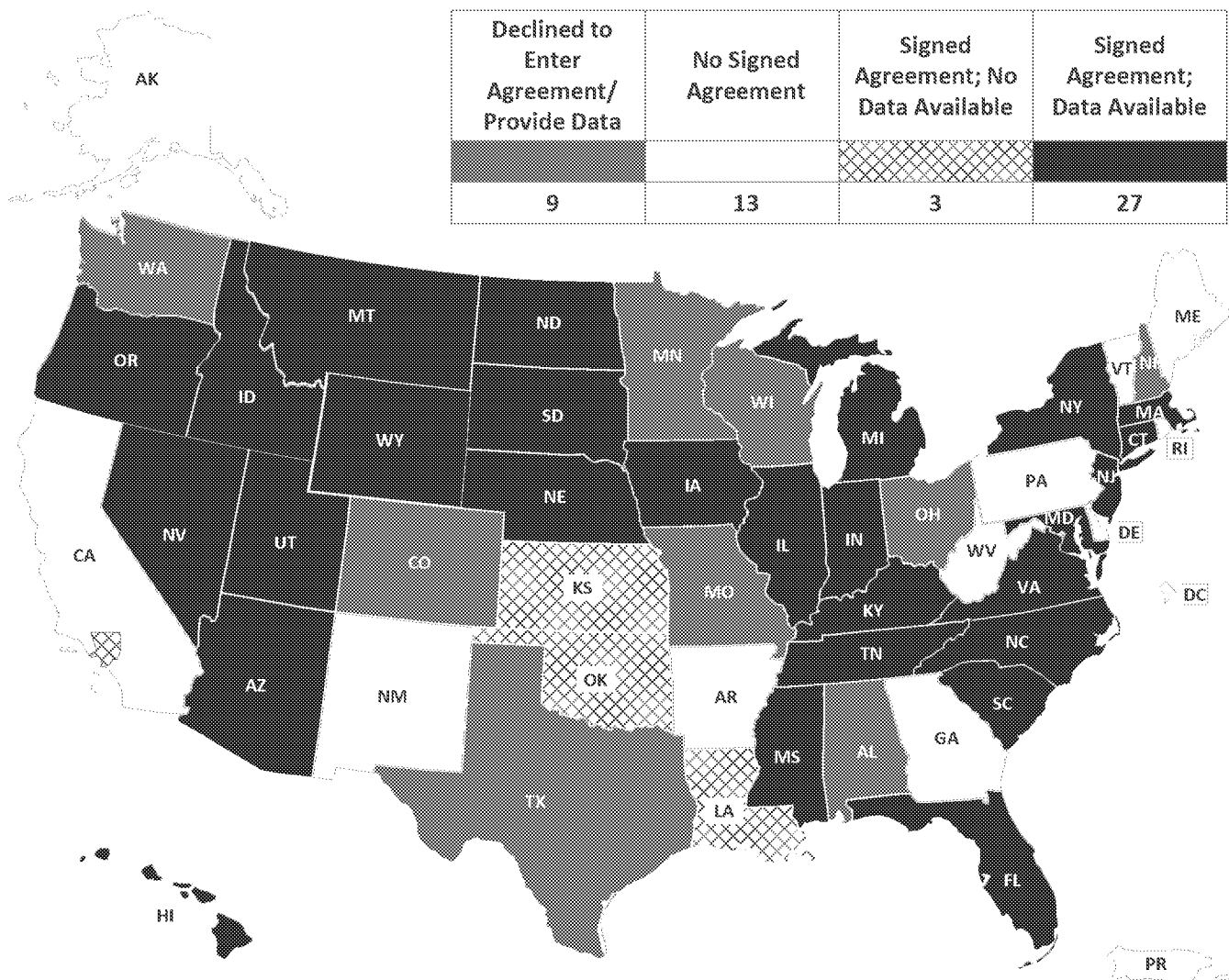
Target Completion:

December 31, 2019

### Notes:

- The Supplemental Nutrition Assistance Program (SNAP) provides nutritional benefits to supplement the food budget of needy families so they can purchase healthy food and move toward self-sufficiency.
- The target date for signed agreements was November 15, 2019
- Los Angeles county, CA has signed an agreement for the provision of SNAP data.

Declined to Enter Agreement/ Provide Data	No Signed Agreement	Signed Agreement; No Data Available	Signed Agreement; Data Available
9	13	3	27



# Periodic Performance Management Reports

## 2020 Census: EO 13880 State Administrative Records Status for Driver's License

Status:

● On Track

Data current as of:

July 27, 2020

Target Completion:

December 31, 2019

### Notes:

- State Driver's License data files provide information pertaining to persons within a state who have met state requirements to drive a motor vehicle.
- The target date for signed agreements was November 15, 2019.

Declined to Enter Agreement/ Provide Data	No Signed Agreement	Signed Agreement; No Data Available	Signed Agreement; Data Available
14	34	1	3



# Periodic Performance Management Reports

## Acronyms for Administrative Records

Federal	
<b>BOP:</b> Bureau of Prisons	<b>ICE:</b> Immigration and Customs Enforcement
<b>BJS:</b> Bureau of Justice Statistics	<b>IHS:</b> Indian Health Service
<b>CBP:</b> Customs and Border Patrol	<b>IRS:</b> Internal Revenue Service
<b>CHIP:</b> Children's Health Insurance Program	<b>LITC:</b> Low-Income Housing Tax Credits
<b>CHUMS:</b> Computerized Homes Underwriting Management System	<b>MBR:</b> Master Beneficiary Record
<b>CMS:</b> Centers for Medicare & Medicaid Services	<b>NCOA:</b> National Change of Address
<b>DHS:</b> Department of Homeland Security	<b>PIC:</b> Public and Indian Housing Information Center
<b>DMDC:</b> Defense Manpower Data Center	<b>SSA:</b> Social Security Administration
<b>DOD:</b> Department of Defense	<b>SSS:</b> Selective Service System
<b>DOI:</b> Department of Interior	<b>TRACS:</b> Tenant and Rental Assistance Certification System
<b>DOJ:</b> Department of Justice	<b>UAA:</b> Undeliverable As Addressed
<b>DSF:</b> Delivery Sequence File	<b>USCIS:</b> United States Citizenship and Immigration Services
<b>FHA:</b> Federal Housing Administration	<b>USPS:</b> United States Postal Service
<b>HUD:</b> Housing and Urban Development	<b>WRAPS:</b> Worldwide Refugee Admissions Processing System

State
<b>LIHEAP:</b> Low-Income Home Energy Assistance Program
<b>SNAP:</b> Supplemental Nutrition Assistance Program
<b>TANF:</b> Temporary Assistance for Needy Families
<b>WIC:</b> Supplemental Nutrition Program for Women, Infants and Children

---

**From:** Meredith, Ethan (Federal) [EMeredith@doc.gov]  
**Sent:** 8/13/2020 9:40:38 AM  
**To:** Martin, Nicole (Federal) [NMartin1@doc.gov]; Olson, Stephanie (Federal) [SOlson@doc.gov]  
**CC:** Keller, Catherine (Federal) [CKeller@doc.gov]  
**Subject:** RE: Senior Management Decennial Committee

Thanks, Nicole! I will keep an eye out for it.

Ethan

---

**From:** Martin, Nicole (Federal) <NMartin1@doc.gov>  
**Sent:** Thursday, August 13, 2020 9:40 AM  
**To:** Olson, Stephanie (Federal) <SOlson@doc.gov>  
**Cc:** Meredith, Ethan (Federal) <EMeredith@doc.gov>; Keller, Catherine (Federal) <CKeller@doc.gov>  
**Subject:** RE: Senior Management Decennial Committee

Hi Stephanie,

Thank you for the update. Ethan, you should have received an invitation to all future SMDC meetings. I send out emails based on that list.

Thanks,  
Nicole

**Nicole Martin**  
Office of the Deputy Secretary  
[NMartin1@doc.gov](mailto:NMartin1@doc.gov)  
O: 202-482-0504  
C: b(6)

---

**From:** Olson, Stephanie (Federal) <SOlson@doc.gov>  
**Sent:** Thursday, August 13, 2020 9:15 AM  
**To:** Martin, Nicole (Federal) <NMartin1@doc.gov>  
**Cc:** Meredith, Ethan (Federal) <EMeredith@doc.gov>; Keller, Catherine (Federal) <CKeller@doc.gov>  
**Subject:** RE: Senior Management Decennial Committee

Thanks Nicole! Can you please add Ethan to these distribution lists? He will be taking over the Census portfolio for the OGC Front Office. Thanks!

---

**From:** Martin, Nicole (Federal)  
**Sent:** Monday, August 10, 2020 12:24 PM  
**To:** Dillingham, Steven <[steven.dillingham@census.gov](mailto:steven.dillingham@census.gov)>; Jarmin, Ron S <[ron.s.jarmin@census.gov](mailto:ron.s.jarmin@census.gov)>; Lamas, Enrique <[enrique.lamas@census.gov](mailto:enrique.lamas@census.gov)>; Fontenot, Albert E <[albert.e.fontenot@census.gov](mailto:albert.e.fontenot@census.gov)>; Jones, Christa D <[christa.d.jones@census.gov](mailto:christa.d.jones@census.gov)>; Walsh, Michael (Federal) <[MWalsh@doc.gov](mailto:MWalsh@doc.gov)>; Cannon, Michael (Federal) <[MCannon@doc.gov](mailto:MCannon@doc.gov)>; Treat, James B <[james.b.treat@census.gov](mailto:james.b.treat@census.gov)>; Thieme, Michael T <[michael.t.thieme@census.gov](mailto:michael.t.thieme@census.gov)>; Smith, Steven K <[steven.k.smith@census.gov](mailto:steven.k.smith@census.gov)>; Stempowski, Deborah M <[deborah.m.stempowski@census.gov](mailto:deborah.m.stempowski@census.gov)>; Taylor, Benjamin K <[benjamin.k.taylor@census.gov](mailto:benjamin.k.taylor@census.gov)>; Preston, Robert (Federal) <[RPreston@doc.gov](mailto:RPreston@doc.gov)>; Ziaya, David R <[david.r.ziaya@census.gov](mailto:david.r.ziaya@census.gov)>; Lane, Jennifer (Federal) <[JLane@doc.gov](mailto:JLane@doc.gov)>; Davis, Caitlin (Federal) <[CDavis4@doc.gov](mailto:CDavis4@doc.gov)>; Sprung, Michael J <[michael.j.sprung@census.gov](mailto:michael.j.sprung@census.gov)>; Ding, Michael (Federal) <[MDing@doc.gov](mailto:MDing@doc.gov)>; Blair, Robert (Federal) <[RBlair@doc.gov](mailto:RBlair@doc.gov)>; Ahmad, Ali M <[ali.m.ahmad@census.gov](mailto:ali.m.ahmad@census.gov)>; Burris, Meghan (Federal) <[MBurris@doc.gov](mailto:MBurris@doc.gov)>; Rockas, James (Federal) <[JRockas@doc.gov](mailto:JRockas@doc.gov)>; Risko, Daniel (Federal)

<DRisko@doc.gov>; Korzeniewski, Adam M <adam.m.korzeniewski@census.gov>; Paranzino, Anthony (Federal) <AParanzino@doc.gov>; Page, Benjamin J <benjamin.j.page@census.gov>; Olson, Timothy P <timothy.p.olson@census.gov>; Christy, James T <james.t.christy@census.gov>; Cogley, Nathaniel <nathaniel.cogley@census.gov>  
**Cc:** Langdon, David (Federal) <DLangdon@doc.gov>; Bingham, Vicki <Vicki.Bingham@bea.gov>; Foti, Anthony (Federal) <AFoti@doc.gov>; Wyvill, Robin L <robin.l.wyvill@census.gov>; Becker Medina, Erika H <erika.h.becker.medina@census.gov>; Olson, Stephanie (Federal) <SOlson@doc.gov>; Boney, Virginia (Federal) <VBoney@doc.gov>; Preskenis, Kevin (Federal) <KPreskenis@doc.gov>; Gilman, Thomas (Federal) <TGilman@doc.gov>; Keller, Catherine (Federal) <CKeller@doc.gov>

**Subject:** Senior Management Decennial Committee

Hello,

Attached you will find materials for today's SMDC meeting.

Best,  
Nicole

**Nicole Martin**  
Office of the Deputy Secretary  
[NMartin1@doc.gov](mailto:NMartin1@doc.gov)  
O: 202-482-0504  
C: [REDACTED]

---

**From:** Olson, Stephanie (Federal); [REDACTED] b(6)  
[REDACTED] b(6)  
**Sent:** 8/11/2020 4:00:36 PM  
**To:** Brebbia, Sean (Federal) [SBrebbia@doc.gov]; Cannon, Michael (Federal) [MCannon@doc.gov]  
**CC:** Meredith, Ethan (Federal) [EMeredith@doc.gov]; Kourkouvelis, Aristidis (Federal) [AKourkouvelis@doc.gov]; Keller, Catherine (Federal) [CKeller@doc.gov]  
**Subject:** RE: Update on Transcribed Interviews- Please identify time speak to Sean Brebbia, OGC, today

So sorry! It's been crazy. I'm available until 5:30. Adding Aris who will be lead on these OSP / Hill issues from the Front Office, and is also working closely on Census litigation.

Stephanie Olson  
Acting Deputy General Counsel for Litigation  
D: 202.482.5981  
M: [REDACTED] b(6)

---

**From:** Olson, Stephanie (Federal)  
**Sent:** Tuesday, August 11, 2020 12:51 PM  
**To:** Brebbia, Sean (Federal) <SBrebbia@doc.gov>; Cannon, Michael (Federal) <MCannon@doc.gov>  
**Subject:** RE: Update on Transcribed Interviews- Please identify time speak to Sean Brebbia, OGC, today

No but I can do 3

Stephanie Olson  
Acting Deputy General Counsel for Litigation  
D: 202.482.5981  
M: [REDACTED] b(6)

---

**From:** Brebbia, Sean (Federal) <SBrebbia@doc.gov>  
**Sent:** Tuesday, August 11, 2020 11:39 AM  
**To:** Cannon, Michael (Federal) <MCannon@doc.gov>; Olson, Stephanie (Federal) <SOlson@doc.gov>  
**Subject:** FW: Update on Transcribed Interviews- Please identify time speak to Sean Brebbia, OGC, today

Do either of you have time at 1:30 to join?

---

**From:** Victoria Velkoff (CENSUS/ADDP FED) <Victoria.A.Velkoff@census.gov>  
**Sent:** Tuesday, August 11, 2020 11:15 AM  
**To:** Ahmad, Ali M <ali.m.ahmad@census.gov>  
**Cc:** Brebbia, Sean (Federal) <SBrebbia@doc.gov>; Stanley, Christopher J <christopher.j.stanley@census.gov>  
**Subject:** Re: Update on Transcribed Interviews- Please identify time speak to Sean Brebbia, OGC, today

Sean

I am available from 1 to 3 today to have a conversation. Let me know if that works for you.

Thanks

Tori

**Victoria Velkoff, PhD**

Associate Director for Demographic Programs

U.S. Census Bureau

o: 301-763-1372

**Shape your future. START HERE** >[2020census.gov](https://2020census.gov)

[census.gov](https://census.gov) | [@uscensusbureau](https://twitter.com/uscensusbureau)

---

**From:** Ali Mohammad Ahmad (CENSUS/ADCOM FED) <[ali.m.ahmad@census.gov](mailto:ali.m.ahmad@census.gov)>

**Sent:** Tuesday, August 11, 2020 10:43 AM

**To:** Ron S Jarmin (CENSUS/DEPDIR FED) <[Ron.S.Jarmin@census.gov](mailto:Ron.S.Jarmin@census.gov)>; John Maron Abowd (CENSUS/ADRM FED) <[john.maron.abowd@census.gov](mailto:john.maron.abowd@census.gov)>; Victoria Velkoff (CENSUS/ADDP FED) <[Victoria.A.Velkoff@census.gov](mailto:Victoria.A.Velkoff@census.gov)>; Albert E Fontenot (CENSUS/ADDC FED) <[Albert.E.Fontenot@census.gov](mailto:Albert.E.Fontenot@census.gov)>; Timothy P Olson (CENSUS/ADFO FED) <[Timothy.P.Olson@census.gov](mailto:Timothy.P.Olson@census.gov)>; Cogley, Nathaniel (Federal) <[NCogley@doc.gov](mailto:NCogley@doc.gov)>; Adam Michael Korzeniewski (CENSUS/DEPDIR FED) <[adam.m.korzeniewski@census.gov](mailto:adam.m.korzeniewski@census.gov)>; Enrique Lamas (CENSUS/DEPDIR FED) <[Enrique.Lamas@census.gov](mailto:Enrique.Lamas@census.gov)>

**Cc:** Brebbia, Sean (Federal) <[sbrebbia@doc.gov](mailto:sbrebbia@doc.gov)>; Christopher J Stanley (CENSUS/OCIA FED) <[christopher.j.stanley@census.gov](mailto:christopher.j.stanley@census.gov)>

**Subject:** Update on Transcribed Interviews- Please identify time speak to Sean Brebbia, OGC, today

Good Morning All-

Sean Brebbia (copied) with the Office of General Counsel would like to talk to each of you individually today about the recent request from the Oversight Committee to schedule transcribed interviews. Can you send him your preferred times? He will discuss the process, being represented by agency counsel, and the likely path forward.

**Ali Ahmad**, Associate Director

Communications Directorate

U.S. Census Bureau

O: 301-763-8789 | M: b(6)

[Ali.M.Ahmad@census.gov](mailto:Ali.M.Ahmad@census.gov)

[census.gov](https://census.gov) | [@uscensusbureau](https://twitter.com/uscensusbureau)

---

**From:** Cannon, Michael (Federal) [MCannon@doc.gov]  
**Sent:** 8/11/2020 11:41:38 AM  
**To:** Brebbia, Sean (Federal) [SBrebbia@doc.gov]  
**CC:** Olson, Stephanie (Federal) [SOlson@doc.gov]  
**Subject:** RE: Update on Transcribed Interviews- Please identify time speak to Sean Brebbia, OGC, today

I have a 1 – 2:30 senior decennial Census meeting. However, I can probably step away for a little while. I believe Stephanie will also be listening in on the Sr Decennial Call.

Michael A. Cannon  
Chief Counsel for Economic Affairs  
Office of the General Counsel  
U.S. Department of Commerce  
Telephone: (202) 482-5395  
Cell: b(6)  
Email: [mcannon@doc.gov](mailto:mcannon@doc.gov)

Confidentiality Notice: This e-mail message is intended only for the named recipients. It contains information that may be confidential, privileged, attorney work product, or otherwise exempt from disclosure under applicable law. If you have received this message in error, are not a named recipient, or are not the employee or agent responsible for delivering this message to a named recipient, be advised that any review, disclosure, use, dissemination, distribution, or reproduction of this message or its contents is strictly prohibited. Please notify us immediately that you have received this message in error, and delete the message.

---

**From:** Brebbia, Sean (Federal) <SBrebbia@doc.gov>  
**Sent:** Tuesday, August 11, 2020 11:39 AM  
**To:** Cannon, Michael (Federal) <MCannon@doc.gov>; Olson, Stephanie (Federal) <SOlson@doc.gov>  
**Subject:** FW: Update on Transcribed Interviews- Please identify time speak to Sean Brebbia, OGC, today

Do either of you have time at 1:30 to join?

---

**From:** Victoria Velkoff (CENSUS/ADDP FED) <[Victoria.A.Velkoff@census.gov](mailto:Victoria.A.Velkoff@census.gov)>  
**Sent:** Tuesday, August 11, 2020 11:15 AM  
**To:** Ahmad, Ali M <[ali.m.ahmad@census.gov](mailto:ali.m.ahmad@census.gov)>  
**Cc:** Brebbia, Sean (Federal) <SBrebbia@doc.gov>; Stanley, Christopher J <[christopher.j.stanley@census.gov](mailto:christopher.j.stanley@census.gov)>  
**Subject:** Re: Update on Transcribed Interviews- Please identify time speak to Sean Brebbia, OGC, today

Sean

I am available from 1 to 3 today to have a conversation. Let me know if that works for you.

Thanks

Tori

**Victoria Velkoff, PhD**

Associate Director for Demographic Programs

U.S. Census Bureau

o: 301-763-1372

**Shape your future. START HERE** >[2020census.gov](https://2020census.gov)



---

**From:** Ali Mohammad Ahmad (CENSUS/ADCOM FED) <ali.m.ahmad@census.gov>

**Sent:** Tuesday, August 11, 2020 10:43 AM

**To:** Ron S Jarmin (CENSUS/DEPDIR FED) <Ron.S.Jarmin@census.gov>; John Maron Abowd (CENSUS/ADRM FED) <john.maron.abowd@census.gov>; Victoria Velkoff (CENSUS/ADDP FED) <Victoria.A.Velkoff@census.gov>; Albert E Fontenot (CENSUS/ADDC FED) <Albert.E.Fontenot@census.gov>; Timothy P Olson (CENSUS/ADFO FED) <Timothy.P.Olson@census.gov>; Cogley, Nathaniel (Federal) <NCogley@doc.gov>; Adam Michael Korzeniewski (CENSUS/DEPDIR FED) <adam.m.korzeniewski@census.gov>; Enrique Lamas (CENSUS/DEPDIR FED) <Enrique.Lamas@census.gov>

**Cc:** Brebbia, Sean (Federal) <sbrebbia@doc.gov>; Christopher J Stanley (CENSUS/OCIA FED) <christopher.j.stanley@census.gov>

**Subject:** Update on Transcribed Interviews- Please identify time speak to Sean Brebbia, OGC, today

Good Morning All-

Sean Brebbia (copied) with the Office of General Counsel would like to talk to each of you individually today about the recent request from the Oversight Committee to schedule transcribed interviews. Can you send him your preferred times? He will discuss the process, being represented by agency counsel, and the likely path forward.

**Ali Ahmad**, Associate Director

Communications Directorate

U.S. Census Bureau

O: 301-763-8789 | M: b(6)

[Ali.M.Ahmad@census.gov](mailto:Ali.M.Ahmad@census.gov)

[census.gov](https://www.census.gov) | [@uscensusbureau](https://twitter.com/uscensusbureau)

**From:** Martin, Nicole (Federal) [NMartin1@doc.gov]  
**Sent:** 6/9/2020 5:26:09 PM  
**To:** Kelley, Karen (Federal) [KKelley@doc.gov]  
**CC:** Risko, Daniel (Federal) [DRisko@doc.gov]; Rafiekian, Christine (Federal) [CRafiekian@doc.gov]; Brooke, Beatrice E. (Federal) [BBrooke1@doc.gov]; Lane, Jennifer (Federal) [JLane@doc.gov]  
**Subject:** Schedule: Wednesday, June 10, 2020  
**Attachments:** Kelley Karen (Federal) Calendar.ics; 1a) SMDC\_\_0. Sr Management Agenda 2020.06.08.docx; 1b) SMDC\_\_1. Phased Restart DOC Exec Report Slides for June 8 2020.pdf; 1c) SMDC\_\_2. DOC Exec Report Slides for June 8 2020 ver 1.pdf; 1d) SMDC\_\_3. DOC Exec Report Slides for EO 13880 for June 8 2020 ver 1.pdf; 1e) SMDC\_\_4. Count Imputation Overview 6.9.20 v15.pdf; 3) 06-10-2020 IG Meeting\_KDK Book.docx; 2) 06-10-2020 Bureau Leadership Agenda\_KDK Book.docx

Ma'am,

Please see tomorrow's schedule below. Meeting materials are attached and the attachment numbers are listed in the annotated schedule.

We are waiting on the attachments for tomorrow's **Policy Committee Meeting** at 2:30pm and will provide if/when received.

Best,  
Nicole

---

Karen Kelley Calendar  
Wednesday, June 10, 2020

---

June 2020

▲ Wed, Jun 10

<input type="checkbox"/>	<b>8:00 AM – 8:45 AM</b>	<b>Free</b>
<input checked="" type="checkbox"/>	8:45 AM – 9:00 AM	Prep Call <div>b(6)</div>
<input checked="" type="checkbox"/>	9:00 AM – 10:30 AM	Senior Management Decennial Committee <div>b(6)</div> ATTACHMENT 1A, 1B, 1C, 1D, 1E
<input type="checkbox"/>	<b>10:30 AM – 11:00 AM</b>	<b>Free</b>
<input checked="" type="checkbox"/>	11:00 AM – 11:45 AM	DOC Bureau Leadership <div>b(6)</div> ATTACHMENT 2
<input checked="" type="checkbox"/>	11:45 AM – 1:00 PM	Daily Check-In <div>b(6)</div>
<input checked="" type="checkbox"/>	12:00 PM – 12:30 PM	PMC COVID Call: (M,W,F) <div>b(6)</div>
<input checked="" type="checkbox"/>	1:00 PM – 1:30 PM	Census Follow Up <div>b(6)</div>

■	1:30 PM – 2:00 PM	Census Update b(6)
■	2:00 PM – 2:30 PM	Meet with Inspector General b(6)
		ATTACHMENT 3
■	2:30 PM – 3:30 PM	Policy Committee Meeting b(6)
		ATTACHMENT FORTHCOMING
■	3:30 PM – 4:00 PM	Enterprise Services (Re-occurring) b(6)
□	4:00 PM – 4:30 PM	Free
■	4:30 PM – 5:00 PM	Census Touch Base b(6)
■	5:00 PM – 5:30 PM	Cares Act Contractor Support Continued b(6)
□	After 5:30 PM	Free

---

**Nicole Martin**

Office of the Deputy Secretary

U.S. Department of Commerce

[NMartin1@doc.gov](mailto:NMartin1@doc.gov)

Cell: b(6)

**Organizer:** Rigas, Michael J. EOP/OMB : [b(6)]

**Subject:** PMC COVID Call: (M,W,F)

**Location:** (NEW) Participant Dial-In: [b(6)] Code: [b(6)]

**Start Time:** 2020-06-10T12:00:00-04:00

**End Time:** 2020-06-10T12:30:00-04:00

**Attendees:** dsx2@cdc.gov : invalid:nomail, byi8@cdc.gov : invalid:nomail, dcm4@cdc.gov : invalid:nomail, sob8@cdc.gov, invalid:nomail, [b(6)] : invalid:nomail, Kelley, Karen (Federal) : invalid:nomail, [b(6)] : invalid:nomail, mark.menezes@hq.doe.gov : invalid:nomail, kate\_macgregor@ios.doi.gov, invalid:nomail, pizzella.patrick@dol.gov : invalid:nomail, Steven.Bradbury@dot.gov, invalid:nomail, Mitchell.Zais@ed.gov : invalid:nomail, benevento.douglas@epa.gov, invalid:nomail, robert.borden@gsa.gov : invalid:nomail, emily.murphy@gsa.gov, invalid:nomail, eric.hargan@hhs.gov : invalid:nomail, Brian.D.Montgomery@hud.gov, invalid:nomail, Charles.P.Rettig@irs.gov : invalid:nomail, j.morhard@nasa.gov, invalid:nomail, Kristine.Svinicki@nrc.gov : invalid:nomail, Boyd, Marshall T. EOP/OMB, invalid:nomail, Corrigan, Patrick M. EOP/OMB : invalid:nomail, Duffey, Michael P. EOP/OMB : invalid:nomail, Ginn, Vance V. EOP/OMB : invalid:nomail, Hayes, Bradley F. EOP/OMB : invalid:nomail, Kent, Suzette K. EOP/OMB, invalid:nomail, Kinneen, Kelly A. EOP/OMB : invalid:nomail, McCormack, Brian V. EOP/OMB, invalid:nomail, McGuire, Denzel E. EOP/OMB : invalid:nomail, Warren, Peter N. EOP/OMB : invalid:nomail, Wooten, Michael E. EOP/OMB : invalid:nomail, [b(6) - Michael Rigas] : invalid:nomail, [b(6)] : invalid:nomail, Bulatao, [b(6)] : invalid:nomail, David.Eisner@treasury.gov : invalid:nomail, bglick@usaid.gov : invalid:nomail, SLC1@usda.gov : invalid:nomail, Lofthus, Lee EOP : invalid:nomail, [b(6)]@va.gov : invalid:nomail, Bedan, Morgan E. EOP/WHO : invalid:nomail, Connor, Cameron M. EOP/WHO, invalid:nomail, Nevins, Kristan K. EOP/WHO : invalid:nomail, jovita@sba.gov, invalid:nomail, vmo0@cdc.gov : invalid:nomail, Brown, Dustin S. EOP/OMB : invalid:nomail, Cutts, Matthew D. EOP/OMB : invalid:nomail, Daphnis, Kristy L. EOP/OMB : invalid:nomail, Frazier, Ashley N. EOP/OMB, invalid:nomail, Garza, Tony R. EOP/OMB : invalid:nomail, Kan, Derek T. EOP/OMB, invalid:nomail, Kelley, Michelle B. EOP/OMB : invalid:nomail, Smith, Sarah B. EOP/OMB : invalid:nomail, Uldricks, Nathan R. EOP/OMB : invalid:nomail, kailee.tkacz@usda.gov : invalid:nomail, Maureen.Gardner@usda.gov, invalid:nomail, Kenneth.Callahan@hhs.gov : invalid:nomail, cathy.h.mangum@nasa.gov, invalid:nomail, Noah.Mitchell@ed.gov : invalid:nomail, FZH7@cdc.gov : invalid:nomail, Walsh, Michael (Federal) : invalid:nomail, KStaley@usaid.gov : invalid:nomail, Croghan, Mary E. EOP/WHO, invalid:nomail, Talbert, Kent : invalid:nomail, Schneider, Grant M. EOP/OMB : invalid:nomail, Evelyn.Lim@hud.gov, invalid:nomail, Soltis, Timothy F. EOP/OMB : invalid:nomail, Field, Lesley A. EOP/OMB, invalid:nomail, Johnson, Miles M. EOP/OMB : invalid:nomail, Schoen, Ansley M. EOP/OMB : invalid:nomail, Alexandra Petrucci - AC : invalid:nomail, Pasquantino, John C. EOP/OMB : invalid:nomail, Reilly, Tom M. EOP/OMB, invalid:nomail, Abrams, Andrew D. EOP/OMB : invalid:nomail, Sandy, Mark S. EOP/OMB, invalid:nomail, Fairweather, Rob S. EOP/OMB : invalid:nomail, chris.fall@hq.doe.gov : invalid:nomail, Taransky, Naomi S. EOP/OMB : invalid:nomail, Lim, Evelyn : invalid:nomail, Billy, Stephen M. EOP/OMB, invalid:nomail, [b(6)] : invalid:nomail, biegun, [b(6)] : invalid:nomail, Catherine.Bird@hhs.gov, invalid:nomail, William.bookless@nnsa.doe.gov : invalid:nomail, allison.brigati@gsa.gov, invalid:nomail, Burris, Jordan C. EOP/OMB : invalid:nomail, scott\_cameron@ios.doi.gov, invalid:nomail, Denise.Carter@ed.gov : invalid:nomail, william.cooper@hq.doe.gov, invalid:nomail, Demps, Tasha M. EOP/OMB : invalid:nomail, DeputySecretary@hhs.gov, invalid:nomail, Aman.Dickel@hhs.gov : invalid:nomail, [b(6) - Director Cabaniss] : invalid:nomail, Dreher, Megan E. EOP/OMB : invalid:nomail, [b(6) - Timothy Duffy] : invalid:nomail, [b(6)]@hhs.gov : invalid:nomail, [b(6)] : invalid:nomail, Eng.Connie@epa.gov : invalid:nomail, dfeith@usaid.gov : invalid:nomail, sfrechter@usaid.gov, invalid:nomail, Jennifer.Funk@dot.gov : invalid:nomail, Ursula.S.Gillis@irs.gov : invalid:nomail, [b(6)]@treasury.gov : invalid:nomail, [b(6)] : invalid:nomail, Taylor.Hittle@hhs.gov, invalid:nomail, [b(6)]@va.gov : invalid:nomail, kevin.d.johnson@gsa.gov : invalid:nomail, [b(6)]@treasury.gov : invalid:nomail, Thomas.Keane@hhs.gov : invalid:nomail, [b(6)] : invalid:nomail, [b(6)] : invalid:nomail, Lucas, Adrienne E. EOP/OMB : invalid:nomail, natalie.massey@nasa.gov : invalid:nomail, Erin.McCracken@sba.gov : invalid:nomail, Kevin.Q.McIver@irs.gov, invalid:nomail, [b(6)] : invalid:nomail, Mounts, [b(6)] : invalid:nomail, [b(6)] : invalid:nomail, Aman.Onallah@hhs.gov : invalid:nomail, Paranzino, Anthony (Federal), invalid:nomail, Preskenis, Kevin (Federal) : invalid:nomail, Rafiekian, Christine (Federal) : invalid:nomail, carla.sansalone@gsa.gov : invalid:nomail, Scher, Adam A. EOP/OMB : invalid:nomail, Seidner, Rob B. EOP/OMB, invalid:nomail, natalie.l.simms@nasa.gov : invalid:nomail, [b(6)]@va.gov, invalid:nomail, SLC1@osec.usda.gov : invalid:nomail, [b(6)] : invalid:nomail, emily.threadgill@sba.gov : invalid:nomail, Todd, [b(6)] : invalid:nomail, Jeffrey.J.Tribiano@irs.gov, invalid:nomail, [b(6)]@treasury.gov : invalid:nomail, annette.vietti-cook@nrc.gov, invalid:nomail, Jacklyn.A.Ward2@hud.gov : invalid:nomail, kiel\_weaver@ios.doi.gov : invalid:nomail, katherine\_white@ios.doi.gov : invalid:nomail, Williams.James.E2@dol.gov : invalid:nomail, Sarah.Williams@sba.gov, invalid:nomail, [b(6)] : invalid:nomail, Agrella, Austin J. EOP/WHO, invalid:nomail, Pfundt, Tiffany (OS/IOS) : invalid:nomail, Otalora, Nicolas (HHS/IOS) :

**DO NOT FORWARD**

//Direct all questions to: DL.OMB.DirOffice

b(6)

**Daily PMC COVID Call**

**(New Cadence)** Monday, Wednesday and Friday at 12 PM.

**(NEW) Dial-in**

**Please dial in 10 minutes before 12:00 PM to ensure all participants will be able to join the call**

Participant Dial-In: b(6)

Access Code: b(6)

**Reminders:**

- This is a private call – closed to the press and off the record.
- This call is fully interactive – please mute your line if you are not speaking.
- This is a moderated call, all participants must dial-in directly.
- Please dial-in 10 minutes prior to the start of the call.
- Summary notes from the call will be emailed to all participants.

**Organizer:** Kelley, Karen (Federal) : KKelley@doc.gov

**Subject:** Prep Call

**Location:** b(6)

**Start Time:** 2020-06-10T08:45:00-04:00

**End Time:** 2020-06-10T09:00:00-04:00

**Attendees:** Olson, Stephanie (Federal) : SOlson@doc.gov, Walsh, Michael (Federal) : MWalsh@doc.gov, Gorey, Lauren (Federal), LGorey@doc.gov, Blair, Robert (Federal) : RBlair@doc.gov, Preskenis, Kevin (Federal) : KPreskenis@doc.gov, Rafiekian, Christine (Federal) : CRafiekian@doc.gov, Lane, Jennifer (Federal) : JLane@doc.gov, Schnare, Nicholas (Federal) : NSchnare1@doc.gov, Kornegay, Nick (Federal) : NKornegay@doc.gov, Brebbia, Sean (Federal) : SBrebbia@doc.gov, Coggins, Wynn (Federal) : WCoggins@doc.gov, LaBruna, Anthony (Federal) : ALaBruna@doc.gov, Overbaugh, Melinda (Federal) : MOverbaugh@doc.gov, Burris, Meghan (Federal) : MBurris@doc.gov, Paranzino, Anthony (Federal) : AParanzino@doc.gov, Martin, Nicole (Federal) : NMartin1@doc.gov, Guenther, John (Federal) : JGuenther@doc.gov, Risko, Daniel (Federal) : DRisko@doc.gov, Mendes, Andre (Federal) : AMendes@doc.gov, Gilman, Thomas (Federal) : TGilman@doc.gov, Rockas, James (Federal) : JRockas@doc.gov, McLean, Sean (Federal) : SMcLean@doc.gov, Townsend, Richard (Federal) : RTownsend@doc.gov, Armstrong, Darlene (Federal) : DArmstrong@doc.gov, Foti, Anthony (Federal) : AFoti@doc.gov, Washington, Harold (Federal) : hWashington@doc.gov, Oscarson, Alexandra (Federal) : AOscarson@doc.gov, Boney, Virginia (Federal) : VBoney@doc.gov

b(6)
Participant
b(6)

**Organizer:** Kelley, Karen (Federal) : KKelley@doc.gov

**Subject:** Meet with Inspector General

**Location:** RM **b(6)**

**Start Time:** 2020-06-10T14:00:00-04:00

**End Time:** 2020-06-10T14:30:00-04:00

**Attendees:** Gustafson, Peg : **b(6)** Walsh, Michael (Federal) : MWalsh@doc.gov, Gilman, Thomas (Federal), TGilman@doc.gov, DepSec Conference Room Calendar **b(6)** @doc.gov, **b(6)** invalid:nomail, **b(6)** **b(6)** **b(6)** **b(6)** Preskenis, Kevin (Federal) : KPreskenis@doc.gov

Location: b(6)

Start Time: 2020-06-10T18:00:00Z

End Time: 2020-06-10T18:30:00Z

b(6)  
Participant b(6)

Leader b(6) Dan



**Organizer:** Kelley, Karen (Federal) : KKelley@doc.gov  
**Subject:** Enterprise Services (Re-occurring)  
**Location:** RM: b(6)  
**Start Time:** 2020-06-10T13:30:00-04:00  
**End Time:** 2020-06-10T14:00:00-04:00  
**Attendees:** DepSec Conference Room Calendar b(6)@doc.gov, Krauk, Jamie (Federal) : jkrauk@doc.gov, Preskenis, Kevin (Federal) : KPreskenis@doc.gov, Lane, Jennifer (Federal) : JLane@doc.gov, Gilman, Thomas (Federal) : TGilman@doc.gov, Pelter, Jeremy : Jeremy.Pelter@bis.doc.gov

Dial-in information:

	b(6)
LC:	b(6)
PC:	b(6)

Location:

b(6)

Start Time:

2020-06-10T19:30:00Z

End Time:

2020-06-10T20:00:00Z

Dial-in information:

b(6)

LC

b(6)

PC

b(6)

**Organizer:** Kelley, Karen (Federal) : KKelley@doc.gov  
**Subject:** Census Touch Base  
**Location:** b(6)  
**Start Time:** 2020-06-10T16:30:00-04:00  
**End Time:** 2020-06-10T17:00:00-04:00  
**Attendees:** Olson, Stephanie (Federal) : SOlson@doc.gov, Risko, Daniel (Federal) : DRisko@doc.gov, Cogley, Nathaniel (Federal) : NCogley@doc.gov, Walsh, Michael (Federal), invalid:nomail, Korzeniewski, Adam (Federal) : AKorzeniewski@doc.gov

b(6)

Participant b(6)

Leader b(6) Dan

**Organizer:** Kelley, Karen (Federal) : KKelley@doc.gov  
**Subject:** Census Follow Up  
**Location:** b(6)  
**Start Time:** 2020-06-10T13:00:00-04:00  
**End Time:** 2020-06-10T13:30:00-04:00  
**Attendees:** Risko, Daniel (Federal) : DRisko@doc.gov, Walsh, Michael (Federal) : invalid:nomail, Korzeniewski, Adam (Federal), AKorzeniewski@doc.gov, Cogley, Nathaniel (Federal) : NCogley@doc.gov

b(6)  
Participant b(6)  
Leader b(6) - Dan

**Organizer:** Blair, Robert (Federal) : RBlair@doc.gov

**Subject:** Policy Committee Meeting

**Location:** b(6)

**Start Time:** 2020-06-10T10:00:00-04:00

**End Time:** 2020-06-10T11:00:00-04:00

**Attendees:** Woolcott, Craig (Federal) : CWoolcott@doc.gov, Boney, Virginia (Federal) : VBoney@doc.gov, Jones, Christa D, christa.d.jones@census.gov, McClelland, Michelle O (Federal) : mMcClelland@doc.gov, Phelps, Michael (Federal), MPhelps@doc.gov, Young, Henry (Federal) : HYoung1@doc.gov, McKinney, Bradley : Bradley.McKinney@trade.gov, Gilman, Thomas (Federal) : TGilman@doc.gov, Preskenis, Kevin (Federal) : KPreskenis@doc.gov, Rockas, James (Federal) : JRockas@doc.gov, Oconnell, Kevin (Federal) : kevin.oconnell@noaa.gov, Neuhaus, Chelsey (Federal) : CNeuhaus@doc.gov, Paranzino, Anthony (Federal), AParanzino@doc.gov, Luce, John (Federal) : john.luce@noaa.gov, Kinkoph, Douglas : DKinkoph@ntia.doc.gov, Lane, Jennifer (Federal) : JLane@doc.gov, lancu, Andrei : Andrei.lancu@USPTO.GOV, Risko, Daniel (Federal) : DRisko@doc.gov, b(6) & b7(C) @bis.doc.gov, Semsar, Joseph (Federal) : JSemsar@doc.gov, Frushone, Joel (Federal) : JFrushone@eda.gov, Byrd, David (Federal) : DByrd@mbda.gov, Stewart, Coke : Coke.Stewart@uspto.gov, Olson, Stephanie (Federal), SOlson@doc.gov, Gallatin, Kirt : Kirt.Gallatin@trade.gov, Kimball, Kevin A. : kevin.kimball@nist.gov, Wasilewski, Jim : JWasilewski@ntia.doc.gov, Hitt, Lucas : Lucas.Hitt@bea.gov, Campbell, Mara (Federal), MCampbell@eda.gov, Jacobs, Neil (Federal) : neil.jacobs@noaa.gov, Jordan, Taylor (Federal), Taylor.Jordan@noaa.gov, Sleiman, William (Federal) : WSleiman@doc.gov, Perlmutter, Shira, Shira.Permutter@USPTO.GOV, Kelley, Karen (Federal) : KKelley@doc.gov, Martin, Nicole (Federal) : NMartin1@doc.gov, Ding, Michael (Federal) : MDing@doc.gov, Langdon, David (Federal) : DLangdon@doc.gov, Holloway, Eric : Eric.Holloway@trade.gov, Ramdat, Grace : Grace.Ramdat@USPTO.GOV, Laroski, Joseph : Joseph.Laroski@trade.gov, Preston, Robert (Federal) : RPreston@doc.gov, Hull, Cordell : Cordell.Hull@bis.doc.gov, Copan, Walter : walter.copan@nist.gov, Sun, Ryan (Federal), RSun@mbda.gov, Foti, Anthony (Federal) : AFoti@doc.gov, Simms, Pat (Federal) : Pat.A.Simms@noaa.gov, Peter, Laura : Laura.Peter@USPTO.GOV, Lopes, Alexander : Alexander.Lopes@bis.doc.gov, Tufts, Clayton D. (Federal) : CTufts@eda.gov, Fleming, David (Federal) : DFleming@doc.gov, Teague, Anne (Federal) : ATeague@doc.gov, Goodman, Maria (Federal) : MGoodman@doc.gov, Walsh, Michael (Federal) : MWalsh@doc.gov, Teague, Anne : Anne.Teague@bis.doc.gov, Wasilewski, Jim : JWasilewski@ntia.gov

b(6)

Participate Code: b(6)

**Subject:** Policy Committee Meeting

**Location:** b(6)

**Start Time:** 2020-06-10T18:30:00Z

**End Time:** 2020-06-10T19:30:00Z

b(6)

Participate Code b(6)

**Organizer:** Fleming, John C. Jr. EOP/WHO : [b(6)]@who.eop.gov  
**Subject:** Census Update  
**Location:** Participant Dial-In: [b(6)] Participant Code [b(6)]  
**Start Time:** 2020-06-10T13:30:00-04:00  
**End Time:** 2020-06-10T14:00:00-04:00  
**Attendees:** Kelley, Karen (Federal) : invalid:nomail, Cogley, Nathaniel (Federal) : invalid:nomail, Goudarzi, Talat (Federal), invalid:nomail, Martin, Nicole (Federal) : invalid:nomail

Participant Dial-In: [b(6)]  
Participant Code [b(6)]

On the Call:  
Fleming  
KDK  
Walsh  
Nathaniel Cogley

**Organizer:** Gilman, Thomas (Federal) : TGilman@doc.gov  
**Subject:** Cares Act Contractor Support Continued  
**Location:** b(6)  
**Start Time:** 2020-06-10T17:00:00-04:00  
**End Time:** 2020-06-10T17:30:00-04:00  
**Attendees:** Kelley, Karen (Federal) : KKelley@doc.gov, Walsh, Michael (Federal) : MWalsh@doc.gov, Brebbia, Sean (Federal), SBrebbia@doc.gov, Blair, Robert (Federal) : RBlair@doc.gov, Preskenis, Kevin (Federal) : KPreskenis@doc.gov, Olson, Stephanie (Federal) : SOlson@doc.gov, Foti, Anthony (Federal) : AFoti@doc.gov, Martin, Nicole (Federal) : NMartin1@doc.gov, Goudarzi, Talat (Federal) : TGoudarzi@doc.gov

b(6)

PC b(6)  
##  
LC (Kevin) b(6)



# Senior Management Agenda

Wednesday, June 10, 2020

1. Phased Restart for the 2020 Census
2. 2020 Census Performance Reporting
3. Executive Order 13880 Update
4. Count Imputation in the Decennial Census
5. Discussion (time permitting)

# Status Reporting: Phased Restart for the 2020 Decennial Census

Periodic Reporting: Release for June 8, 2020

# Periodic Performance Management Reports

Report Title	Slide Number
2020 Census: States Restarting Work – Week of May 4, 2020	3
2020 Census: States Restarting Work – Week of May 11, 2020	4
2020 Census: States Restarting Work – Week of May 18, 2020	5
2020 Census: States Restarting Work – Week of May 25, 2020	6
2020 Census: States Restarting Work – Week of June 1, 2020	7
2020 Census: States Restarting Work – Week of June 8, 2020	8
2020 Census: Phased Restart Update Leave Status by State	9
2020 Census: Update Leave Progress & Cost	10
2020 Census: Update Leave – Status Update	11
2020 Census: Phased Restart Area Census Office Status	12
2020 Census: Status of National Processing Center’s Paper Data Capture Centers (PDCCs)	13
2020 Census: Phased Restart Paper Data Capture Center Staffing Status	14
2020 Census: Phased Restart Fingerprinting Location Status by State	15
2020 Census: Phased Restart Fingerprinting Status	16

Legend

Not Applicable	Completed	On Track	Management Focus	Requires Attention
----------------	-----------	----------	------------------	--------------------

# Periodic Performance Management Reports

## 2020 Census: States Restarting Work – Week of May 4, 2020

Data Current as of: May 4, 2020

State	Number of ACOs	Number of ACOs Opened	Number of ACOs Remaining to Open	Total Update Leave Workload (Housing Units)	Update Leave Workload in Opened ACOs (Housing Units)
<b>Total: 13 states</b>	<b>23</b>	<b>23</b>	<b>0</b>	<b>1,297,866</b>	<b>1,297,866</b>
Alabama	3	3	0	81,964	81,964
Alaska	1	1	0	110,022	110,022
Arkansas	2	2	0	77,716	77,716
Idaho	1	1	0	70,780	70,780
Maine	1	1	0	111,689	111,689
Mississippi	2	2	0	54,499	54,499
Montana	1	1	0	112,978	112,978
North Dakota	1	1	0	40,051	40,051
Oklahoma	3	3	0	187,921	187,921
Tennessee	4	4	0	9,010	9,010
Utah	2	2	0	90,972	90,972
Vermont	1	1	0	61,075	61,075
West Virginia	1	1	0	289,189	289,189

# Periodic Performance Management Reports

## 2020 Census: States Restarting Work – Week of May 11, 2020

Data Current as of: May 11, 2020

State	Number of ACOs	Number of ACOs Opened	Number of ACOs Remaining to Open	Total Update Leave Workload (Housing Units)	Update Leave Workload in Opened ACOs (Housing Units)
<b>Total: 9 states</b>	<b>54</b>	<b>54</b>	<b>0</b>	<b>1,006,755</b>	<b>1,066,755</b>
Florida	15	15	0	171,871	171,871
Georgia	8	8	0	111,905	111,905
Kansas	2	2	0	32,178	32,178
Kentucky	2	2	0	78,593	78,593
Missouri	3	3	0	131,018	131,018
North Carolina	7	7	0	164,775	164,775
Oregon	3	3	0	27,198	27,198
Pennsylvania	9	9	0	197,124	197,124
Washington	5	5	0	92,093	92,093

# Periodic Performance Management Reports

## 2020 Census: States Restarting Work – Week of May 18, 2020

Data Current as of: May 18, 2020

State	Number of ACOs	Number of ACOs Opened	Number of ACOs Remaining to Open	Total Update Leave Workload (Housing Units)	Update Leave Workload in Opened ACOs (Housing Units)
<b>Total: 11 states &amp; PR</b>	<b>50</b>	<b>28</b>	<b>22</b>	<b>2,920,476</b>	<b>2,535,488</b>
Arizona	6	5	1	214,291	176,269
Colorado	4	4	0	195,895	195,895
Indiana	4	4	0	39,142	39,142
Iowa	1	1	0	14,050	14,050
Louisiana	4	4	0	91,447	91,447
Nebraska	1	1	0	30,670	30,670
Nevada	2	2	0	47,778	47,778
New Mexico	2	1	1	167,661	56,667
New York	21	1	20	270,545	34,573
Rhode Island	1	1	0	5,657	5,657
Wyoming	1	1	0	67,114	67,114
Puerto Rico	3	3	0	1,776,226	1,776,226

# Periodic Performance Management Reports

## 2020 Census: States Restarting Work – Week of May 25, 2020

Data Current as of: May 26, 2020

State	Number of ACOs	Number of ACOs Opened	Number of ACOs Remaining to Open	Total Update Leave Workload (Housing Units)	Update Leave Workload in Opened ACOs (Housing Units)
<b>Total: 12 states</b>	<b>111</b>	<b>51</b>	<b>60</b>	<b>1,676,988</b>	<b>1,415,674</b>
California	30	13	17	348,797	272,539
Connecticut	3	3	0	5,868	5,868
Massachusetts	6	6	0	69,244	69,244
Maryland	4	1	3	NA	NA
Michigan	5	2	3	106,770	100,219
Minnesota	3	3	0	86,706	86,706
New Mexico*	2	2	0	167,661	167,661
New York*	21	4	17	270,545	200,350
South Dakota	1	1	0	51,715	51,715
Texas	26	10	16	441,668	333,358
Virginia	6	2	4	34,615	34,615
Wisconsin	4	4	0	93,399	93,399

\*Values in the 'Number of ACOs Opened' and 'Update Leave Workload in Open ACOs' columns are cumulative across weeks

# Periodic Performance Management Reports

## 2020 Census: States Restarting Work – Week of June 1, 2020

Data Current as of: June 1, 2020

State	Number of ACOs	Number of ACOs Opened	Number of ACOs Remaining to Open	Total Update Leave Workload (Housing Units)	Update Leave Workload in Opened ACOs (Housing Units)
<b>Total: 13 states &amp; DC</b>	<b>125</b>	<b>89</b>	<b>36</b>	<b>1,511,036</b>	<b>1,459,803</b>
California*	30	18	12	348,797	324,924
District of Columbia†	1	1	0	NA	NA
Delaware†	1	1	0	NA	NA
Hawaii†	1	1	0	63,303	63,303
Illinois†	10	10	0	42,827	42,827
Maryland*	4	3	1	NA	NA
Michigan*	5	5	0	106,770	106,770
New Hampshire†	1	1	0	65,936	65,936
New Jersey†	8	6	2	40,514	40,514
New York*	21	8	13	270,545	269,960
Ohio†	8	8	0	34,686	34,686
South Carolina†	3	3	0	61,375	61,375
Texas*	26	19	7	441,668	414,893
Virginia*	6	5	1	34,615	34,615

\*Values in the 'Number of ACOs Opened' and 'Update Leave Workload in Open ACOs' columns are cumulative across weeks

† Indicates a newly opened state



# Periodic Performance Management Reports

## 2020 Census: States Restarting Work – Week of June 8, 2020

Data Current as of: June 8, 2020

State	Number of ACOs	Number of ACOs Opened	Number of ACOs Remaining to Open	Total Update Leave Workload (Housing Units)	Update Leave Workload in Opened ACOs (Housing Units)
<b>Total: 7 states</b>	<b>101</b>	<b>101</b>	<b>0</b>	<b>1,350,430</b>	<b>1,350,430</b>
Arizona*	6	6	0	214,291	214,291
California*	30	30	0	348,797	348,797
Maryland*	4	4	0	NA	NA
New Jersey*	8	8	0	40,514	40,514
New York*	21	21	0	270,545	270,545
Texas*	26	26	0	441,668	441,668
Virginia*	6	6	0	34,615	34,615

\*Values in the 'Number of ACOs Opened' and 'Update Leave Workload in Open ACOs' columns are cumulative across weeks

Summary of States Restarting Work <i>Since Week of May 4, 2020</i>				
States	Number of ACOs Opened	Opened ACOs with Update Leave Workload	Total Update Leave Workload (Housing Units)	Update Leave Workload in Opened ACOs (Housing Units)
50, DC, & Puerto Rico	248	169	6,805,523	6,805,523

# Periodic Performance Management Reports

## 2020 Census: Phased Restart Update Leave Status by State

Source: Unified Tracking System  
Data Current as of: June 8, 2020

Decisions to Restart work are informed by data available on the All Hazards Consortium site - "US State and Territory Actions in Response to COVID 19."

State	% Update Leave	HUs in UL Workload	% HUs Complete		Change
			Prior Week	Current Week	
<b>U.S. Total</b>	<b>4.5%</b>	<b>6,805,523</b>	<b>63.4%</b>	<b>83.5%</b>	<b>20.1%</b>
Alabama	3.2%	81,964	99.8%	99.8%	0.0%
Alaska	34.1%	110,022	80.9%	87.7%	6.8%
Arizona	6.6%	214,291	40.2%	59.6%	19.4%
Arkansas	5.0%	77,716	100.0%	100.0%	0.0%
California	2.3%	348,797	37.4%	69.7%	32.3%
Colorado	7.5%	195,895	73.8%	91.4%	17.6%
Connecticut	0.4%	5,868	59.6%	75.9%	16.3%
Florida	1.7%	171,871	98.7%	98.7%	0.0%
Georgia	2.3%	111,905	100.0%	100.0%	0.0%
Hawaii	10.8%	63,303	10.4%	47.6%	37.2%
Idaho	9.0%	70,780	99.9%	99.9%	0.0%
Illinois	0.8%	42,827	16.7%	58.9%	42.3%
Indiana	1.3%	39,142	99.5%	100.0%	0.5%
Iowa	0.9%	14,050	100.0%	100.0%	0.0%
Kansas	2.4%	32,178	97.3%	100.0%	2.7%
Kentucky	3.7%	78,593	98.9%	100.0%	1.1%
Louisiana	4.0%	91,447	91.9%	99.8%	7.8%
Maine	14.2%	111,689	71.8%	96.2%	24.5%
Massachusetts	2.2%	69,244	46.6%	77.9%	31.2%
Michigan	2.2%	106,770	24.0%	58.1%	34.1%
Minnesota	3.4%	86,706	22.9%	51.5%	28.6%
Mississippi	3.7%	54,499	100.0%	100.0%	0.0%
Missouri	4.3%	131,018	95.1%	100.0%	4.9%
Montana	19.2%	112,978	76.5%	86.0%	9.5%

State	% Update Leave	HUs in UL Workload	% HUs Complete		Change
			Prior Week	Current Week	
Nebraska	3.5%	30,670	80.0%	89.2%	9.2%
Nevada	3.6%	47,778	82.7%	97.9%	15.3%
New Hampshire	9.9%	65,936	10.1%	37.4%	27.3%
New Jersey	1.1%	40,514	20.2%	55.2%	35.0%
New Mexico	19.2%	200,664	29.5%	44.3%	14.7%
New York	3.0%	270,545	35.5%	62.5%	27.0%
North Carolina	3.3%	164,775	92.8%	97.5%	4.7%
North Dakota	9.9%	40,051	81.8%	97.1%	15.2%
Ohio	0.6%	34,686	21.1%	81.5%	60.4%
Oklahoma	9.8%	187,921	99.5%	100.0%	0.5%
Oregon	1.4%	27,198	99.7%	100.0%	0.3%
Pennsylvania	3.3%	197,124	100.0%	100.0%	0.0%
Rhode Island	1.1%	5,657	96.0%	100.0%	4.0%
South Carolina	2.4%	61,375	18.5%	68.1%	49.6%
South Dakota	12.4%	51,715	42.6%	59.2%	16.6%
Tennessee	0.3%	9,010	100.0%	100.0%	0.0%
Texas	3.6%	441,668	45.0%	79.2%	34.1%
Utah	7.6%	90,972	87.5%	93.4%	5.9%
Vermont	17.2%	61,075	91.4%	100.0%	8.6%
Virginia	0.9%	34,615	54.0%	100.0%	46.0%
Washington	2.8%	92,093	91.0%	95.4%	4.3%
West Virginia	28.8%	289,189	100.0%	100.0%	0.0%
Wisconsin	3.3%	93,399	36.2%	69.4%	33.1%
Wyoming	22.9%	67,114	44.0%	70.9%	26.9%
Puerto Rico	100.0%	1,776,226	55.7%	86.2%	30.5%

**Legend:** All ACOs with UL Workload Have Restarted      Some ACOs with UL Workload Have Restarted

# Periodic Performance Management Reports

## 2020 Census: Update Leave Progress & Cost

Status:

● On Track

Data current as of:

June 8, 2020

Start Date:

March 15, 2020

Completion Date:

July 9, 2020\*

Notes:

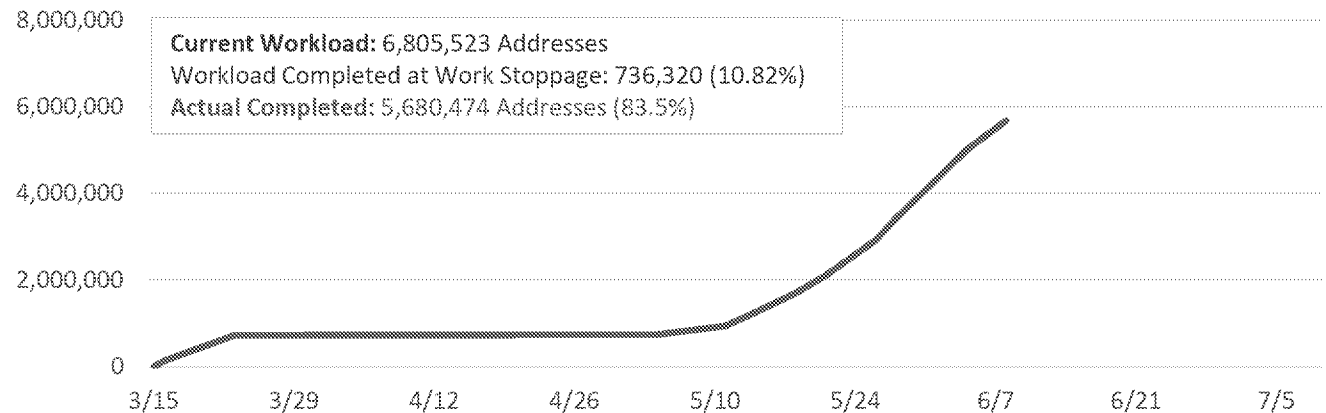
\* Addresses in the Update Leave workload that do not self-respond are included in the Nonresponse Followup operation.

- **Current Block Workload:**  
311,358 Blocks
- **Actual Completed Blocks:**  
285,770 Blocks (91.8%)

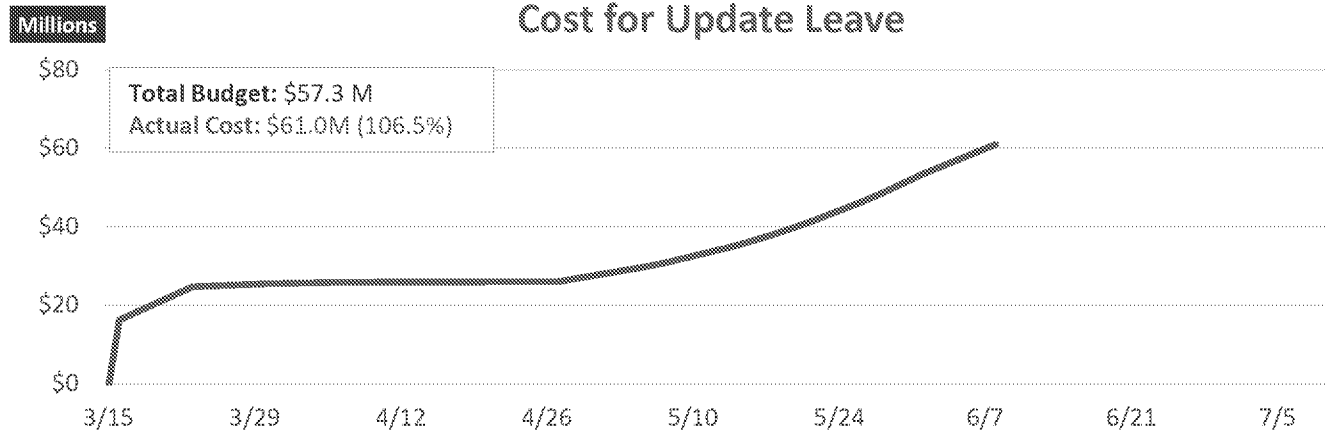
### Lister Productivity

- Addresses per Hour: 7.9
- Life Cycle Cost Model Estimate for Addresses per Hour: 5.3

### Progress for Update Leave



### Cost for Update Leave



Source: Unified Tracking System

# Periodic Performance Management Reports

## 2020 Census: Update Leave – Status Update

Source: Unified Tracking System, *Census Data Lake, Decennial Statistical Studies Division*

Data Current as of: June 8, 2020

### Operation:

The Update Leave (UL) operation is designed to occur in areas where the majority of housing units either do not have mail delivered to the physical location of the housing unit, or the mail delivery information for the housing unit cannot be verified. A Census Bureau employee will physically deliver a 2020 Census invitation to these housing units.

### Workload:

- Update Leave Original Workload (does not change): 6,805,523
- Workload Completed March 18 (date field operations were suspended): 736,320
  - Percentage Completed at suspension: 10.82%
- Workload Completed as of June 8: 5,680,474
  - Percentage Completed: 83.47%

### Response Rates:

- UL Total Responses (as of March 18): 139,825
  - Internet: 12,478 (8.92%)
  - Paper: 127,189 (90.96%)
  - Phone: 158 (0.11%)
- UL Total Responses (as of June 4): 1,424,577
  - Internet: 794,708 (55.79%)
  - Paper: 602,981 (42.33%)
  - Phone: 26,888 (1.89%)

# Periodic Performance Management Reports

## 2020 Census: Phased Restart Area Census Office Status

### Status:

● Completed

### Data current as of:

June 8, 2020

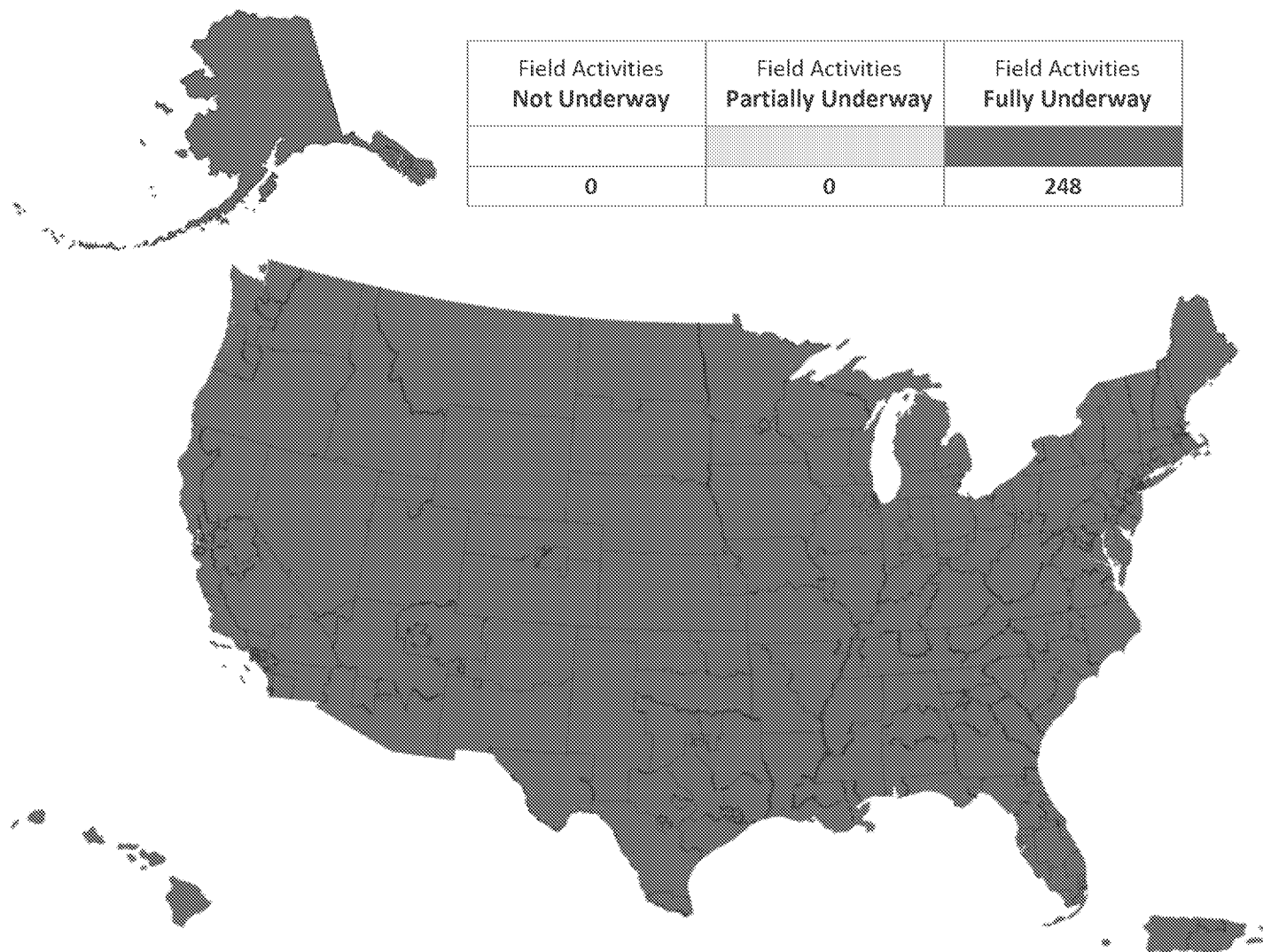
### Target Completion:

June 30, 2020

### Notes:

Decisions to Restart work are informed by data available on the All Hazards Consortium site – "US State and Territory Actions in Response to COVID 19".

Field Activities Not Underway	Field Activities Partially Underway	Field Activities Fully Underway
0	0	248



# Periodic Performance Management Reports

## 2020 Census: Status of National Processing Center's Paper Data Capture Centers (PDCCs)

Source: National Processing Center  
Data Current as of: June 4, 2020

- **Staffing Status:**
  - Current: 250 staff working at PDCC-East and 350 staff working at PDCC-West
  - Teams performing initial data capture (scanning) on 140-160K questionnaires/day (both sites)
  - Teams transmitting 110-135K fully processed questionnaires/day (both sites)
  - Phased return of staff going well; retraining and re-certifications ongoing
  - High risk group staff scheduled to return in July 2020
- **Personnel Protective Equipment (PPE) Status:**
  - Adequate supply of disposable gloves, hand sanitizer, and face coverings on hand.
  - NPC distributing hand sanitizer and face coverings to support field operations
- **Stay Home Order Status:**
  - Indiana: Entered Stage 3 of 5; Stage 4 scheduled for June 14 if health data remains stable
  - Arizona: Expired May 15, 2020; not renewed by Governor Ducey but physical distancing and personal protective measures still in pace; businesses reopening

# Periodic Performance Management Reports

## 2020 Census: Phased Restart Paper Data Capture Center Staffing Status

Status:

● On Track

Data current as of:

June 4, 2020

Start Date:

January 21, 2020

Completion Date:

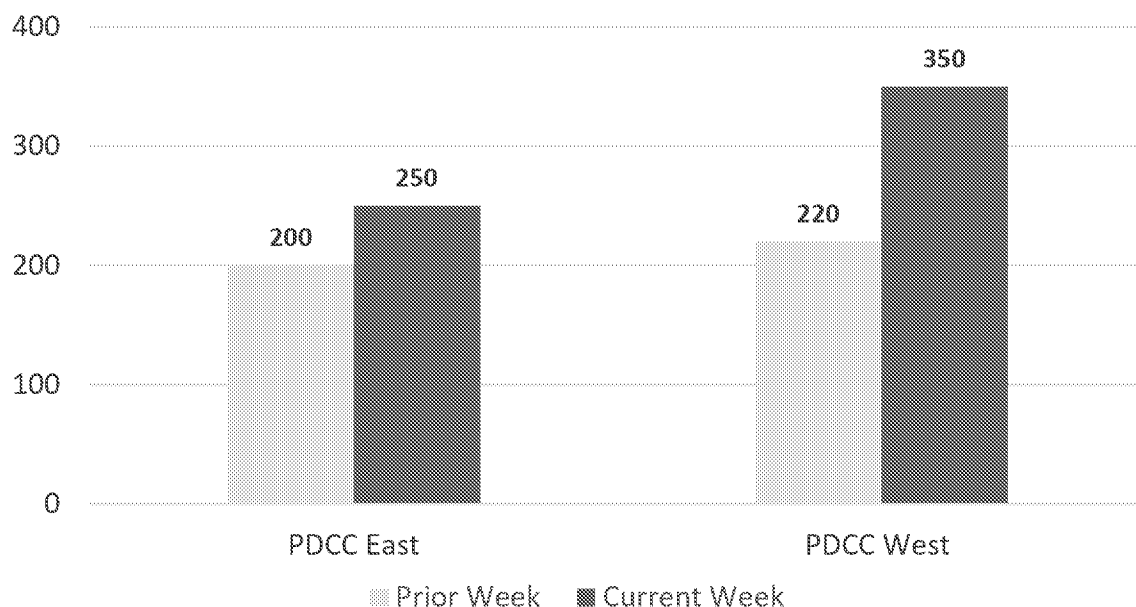
November 30, 2020

Notes:

Phased return of non-high  
risk group staff: May 26 -  
June 8, 2020

### Paper Data Capture Staffing by Center

**Total Staff: 600, +180 from prior week**



# Periodic Performance Management Reports

## 2020 Census: Phased Restart Fingerprinting Location Status by State

Source: 2020 R&A and DAPPS

Data current for the week of: June 8, 2020

State	Number of ACOs	Fingerprint Sites	Sites Open		Change
			Prior Week	Current Week	
<b>U.S. Total</b>	<b>248</b>	<b>824</b>	<b>803</b>	<b>823</b>	<b>20</b>
Alabama	3	19	19	19	0
Alaska	1	3	3	3	0
Arizona	6	13	12	13	1
Arkansas	2	14	14	14	0
California	30	60	58	60	2
Colorado	4	22	22	22	0
Connecticut	3	6	6	6	0
Delaware	1	1	1	1	0
Florida	15	49	49	49	0
Georgia	8	22	22	22	0
Hawaii	1	7	7	7	0
Idaho	1	6	6	6	0
Illinois	10	17	17	17	0
Indiana	4	20	20	20	0
Iowa	1	13	13	13	0
Kansas	2	13	13	13	0
Kentucky	2	17	17	17	0
Louisiana	4	12	12	12	0
Maine	1	6	6	6	0
Maryland	4	8	8	8	0
Massachusetts	6	11	11	11	0
Michigan	5	25	22	25	3
Minnesota	3	14	10	14	4
Mississippi	2	12	12	12	0
Missouri	3	16	16	16	0
Montana	1	16	16	15	-1

State	Number of ACOs	Fingerprint Sites	Sites Open		Change
			Prior Week	Current Week	
Nebraska	1	11	11	11	0
Nevada	2	6	6	6	0
New Hampshire	1	4	4	4	0
New Jersey	8	13	13	13	0
New Mexico	2	15	15	15	0
New York	21	26	26	26	0
North Carolina	7	32	32	32	0
North Dakota	1	11	11	11	0
Ohio	8	34	34	34	0
Oklahoma	3	11	11	11	0
Oregon	3	12	12	12	0
Pennsylvania	9	25	25	25	0
Rhode Island	1	3	3	3	0
South Carolina	3	13	13	13	0
South Dakota	1	10	5	10	5
Tennessee	4	17	17	17	0
Texas	26	65	62	65	3
Utah	2	10	10	10	0
Vermont	1	4	4	4	0
Virginia	6	15	14	15	1
Washington	5	20	20	20	0
Washington DC	1	0	0	0	0
West Virginia	1	8	8	8	0
Wisconsin	4	18	16	18	2
Wyoming	1	12	12	12	0
Puerto Rico	3	7	7	7	0

Legend:

All ACOs Have Restarted

Some ACOs Have Restarted



# Periodic Performance Management Reports

## 2020 Census: Phased Restart Fingerprinting Status

Status:

● On Track

Data current for  
the week of:  
*June 8, 2020*

Start Date:  
*January 21, 2020*

Completion Date:  
*October 31, 2020*

Notes:

### Overall Fingerprinting Status

Status	Prior Week	Change from Prior Week	Current Week
Total Number of Applicants that Reached DAPPS	2,919,423	+8,971	<b>2,928,394</b>
Total Number Selected	970,151	+38,701	<b>1,008,852</b>
Total Number Fingerprinted	593,207	+42,980	<b>636,187</b>
Total Pending Fingerprinting	376,944	-4,279	<b>372,665</b>
Total Remaining Applicant Pool	1,949,272	-29,730	<b>1,919,542</b>

# Status Reporting: 2020 Decennial Census

Periodic Reporting: Release for June 8, 2020

# Periodic Performance Management Reports

Release for June 8, 2020

Status	Report Title	Summary	Slide Number
	2020 Census: Recruiting Ranges Over Time		4
	2020 Census: Applicant Status	Actions taken to achieve our recruiting target were successful. We have achieved our applicant goal.	5
	2020 Census: Remote Alaska Production Progress & Cost	To ensure a count of everyone before the ice melts and residents disperse, enumerations have resumed via self-enumeration in most of the remaining Alaska Native villages and a few other areas included in this operation. A new operational end date has been set and revised expectations for workload completion have been determined.	6
	2020 Census: Self-Response of Housing Units	Self-Response to the 2020 Census is tracking within the projected range. The projected Self-Response rate has been revised to account for re-planned operational timing and a sixth mailing prior to the August 11 start of Nonresponse Followup.	7
	2020 Census: Self-Response of Housing Units – Zoomed in View		8
	2020 Census: Self-Response of Housing Units by Response Mode	Internet response is exceeding expectations. The projected Self-Response rates by mode have been revised to account for re-planned operational timing and a sixth mailing prior to the August 11 start of Nonresponse Followup.	9
	2020 Census: Self-Response of Housing Units by Response Mode – Zoomed in View		10
	2020 Census: Self-Response of Housing Units by State		11

## Legend

Not Applicable

Completed





On Track

Management Focus

Requires Attention

# Periodic Performance Management Reports

Release for June 8, 2020

Status	Report Title	Summary	Slide Number
	2020 Census: States with the Highest and Lowest Self-Response Rates Relative to Projections		12
	2020 Census: Questionnaire Assistance Inbound Calls	Inbound call support continues. A return call option is available to callers who leave a message requesting this option.	13
	2020 Census: Partners & Participating Organizations	Progress to establish relationships with National and community organizations is ongoing. The number of partnering organizations at the national-level has grown to 958. The 2020 Census exposure at the local and community level continues; the number of active community partners is over 373,000. We have exceeded the 2010 Census numbers for both national and community partners.	14
	2020 Census: Integrated Communications Campaign Weekly Report Timeline	Steady progress continues on Integrated Communications Campaign efforts. The program is rapidly preparing new messages and delivery vehicles in light of the our current environment.	15
	2020 Census: Monthly FY 2020 Budget Execution Report	Fiscal Year 2020 budget execution is managing budget to address critical program needs.	16

## Legend

Not Applicable

Completed

On Track

Management Focus

Requires Attention

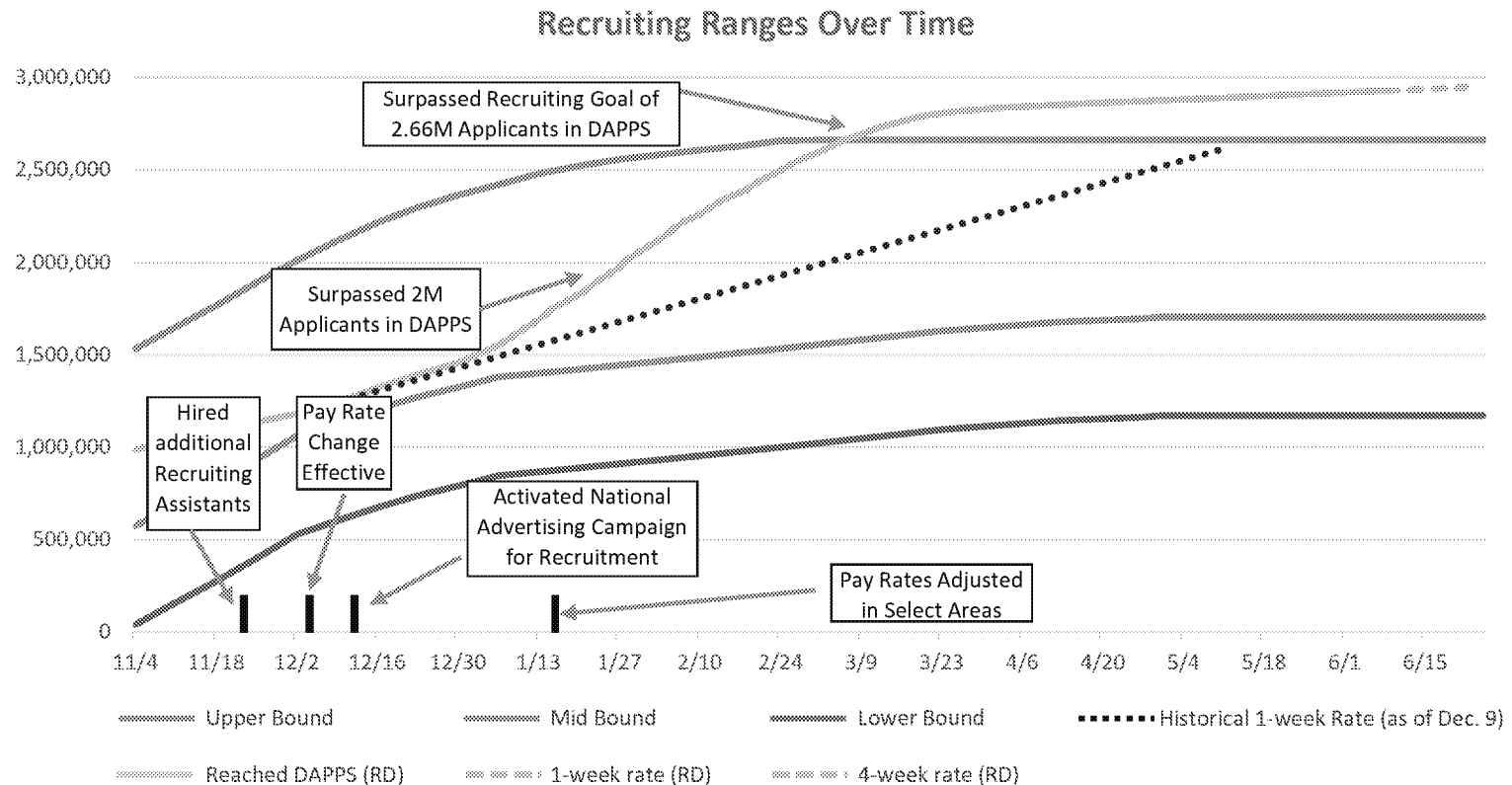
# Periodic Performance Management Reports

## 2020 Census: Recruiting Ranges Over Time

Data current as of:  
June 8, 2020

Completion Date:  
August 15, 2020

Notes:



### 1-week averages

#### **As of June 8:**

Daily Rate: 1,282 reached DAPPS/day

#### **As of June 1:**

Daily Rate: 1,337 reached DAPPS/day

#### **As of May 26:**

Daily Rate: 1,424 reached DAPPS/day

### Upper Bound:

55% Self Response Rate

1.55 Cases/HR (productivity)

20.5 Hours/Week (availability)

#### 7 Week Operation

500,000 Hired

### Mid:

60.5% Self Response Rate

1.55 Cases/HR (productivity)

20.5 Hours/Week (availability)

#### 9 Week Operation

320,000 Hired

### Lower Bound:

65.5% Self Response Rate

1.55 Cases/HR (productivity)

20.5 Hours/Week (availability)

#### 9 Week Operation

220,000 Hired

# Periodic Performance Management Reports

## 2020 Census: Applicant Status

Status:

● On Track

Data current as of:

June 8, 2020

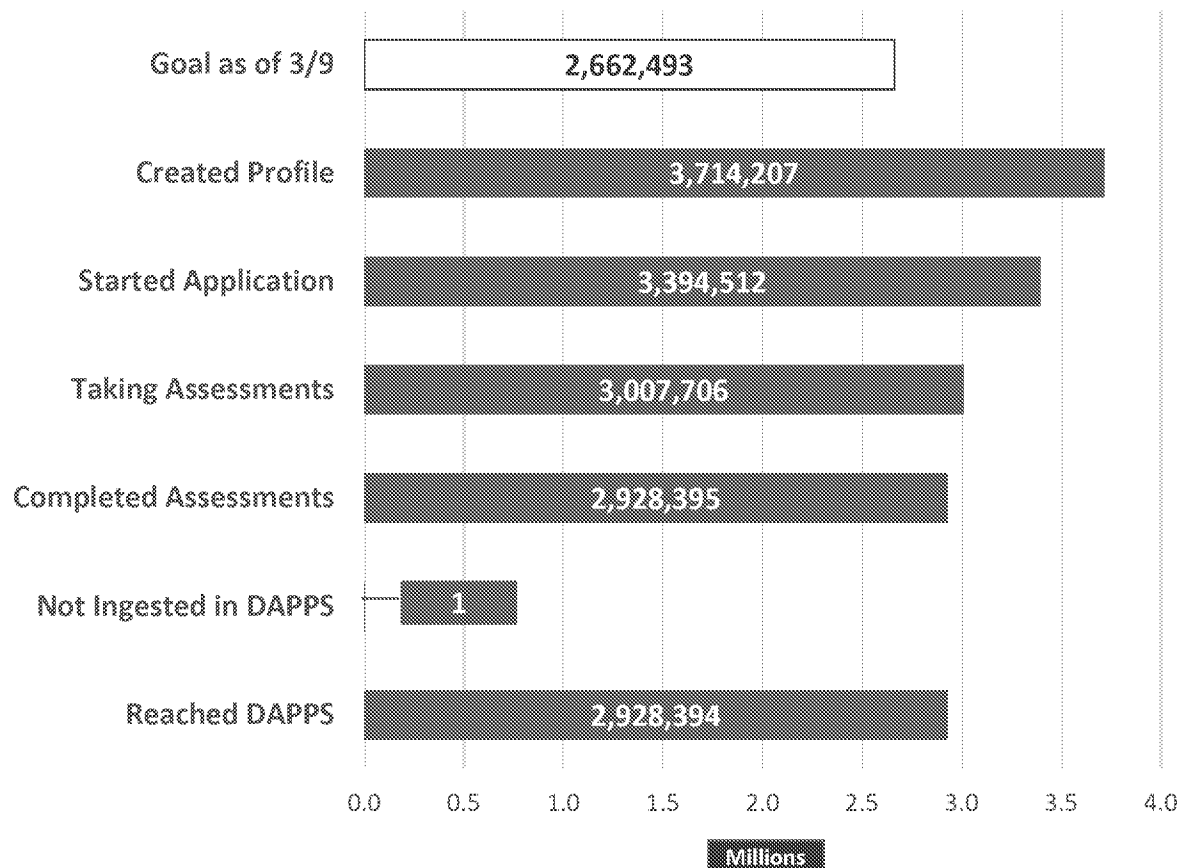
Completion Date:

January 5, 2021

### Notes:

- Actions taken to achieve our recruiting target were successful. We have achieved our applicant goal.
- We are communicating with our recruits, selectees, and on-board staff so that staff are ready to work as we recommence all field operations.

### Steps in Applying for a Position



# Periodic Performance Management Reports

## 2020 Census: Remote Alaska Progress & Cost

Status:

☒ Management Focus

Data current as of:

June 8, 2020

Start Date:

January 21, 2020

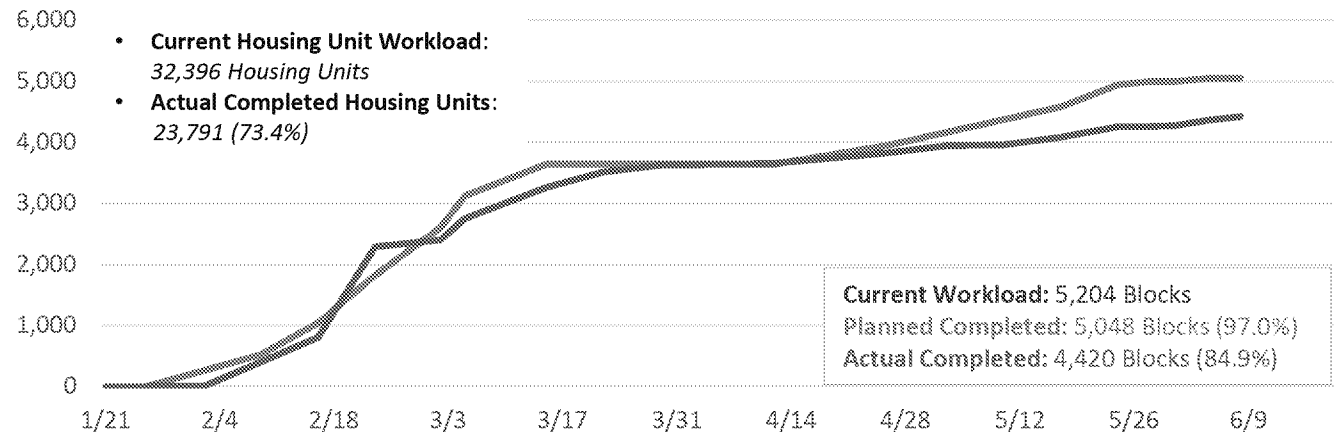
Completion Date:

June 19, 2020

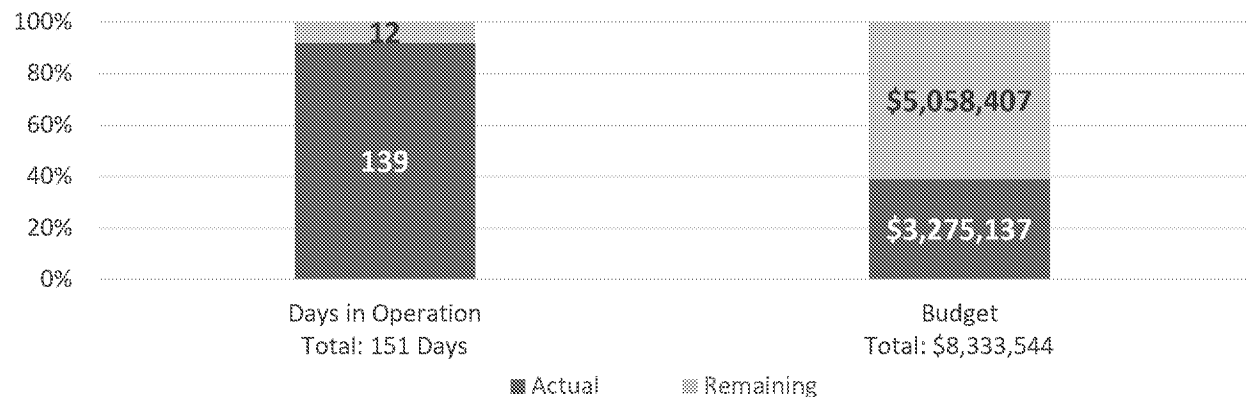
Notes:

To ensure a count of everyone before the ice melts and residents disperse, enumerations have resumed via self-enumeration in most of the remaining Alaska Native villages and a few other areas included in this operation. A new operational end date has been set and revised expectations for workload completion have been determined.

### Progress for Remote Alaska Production



### Key Performance Indicators for Remote Alaska



Source: Unified Tracking System, Automated Tracking and Control

# Periodic Performance Management Reports

## 2020 Census: Self-Response of Housing Units

Status:

● On Track

Data current as of:

June 8, 2020

Start Date:

March 12, 2020

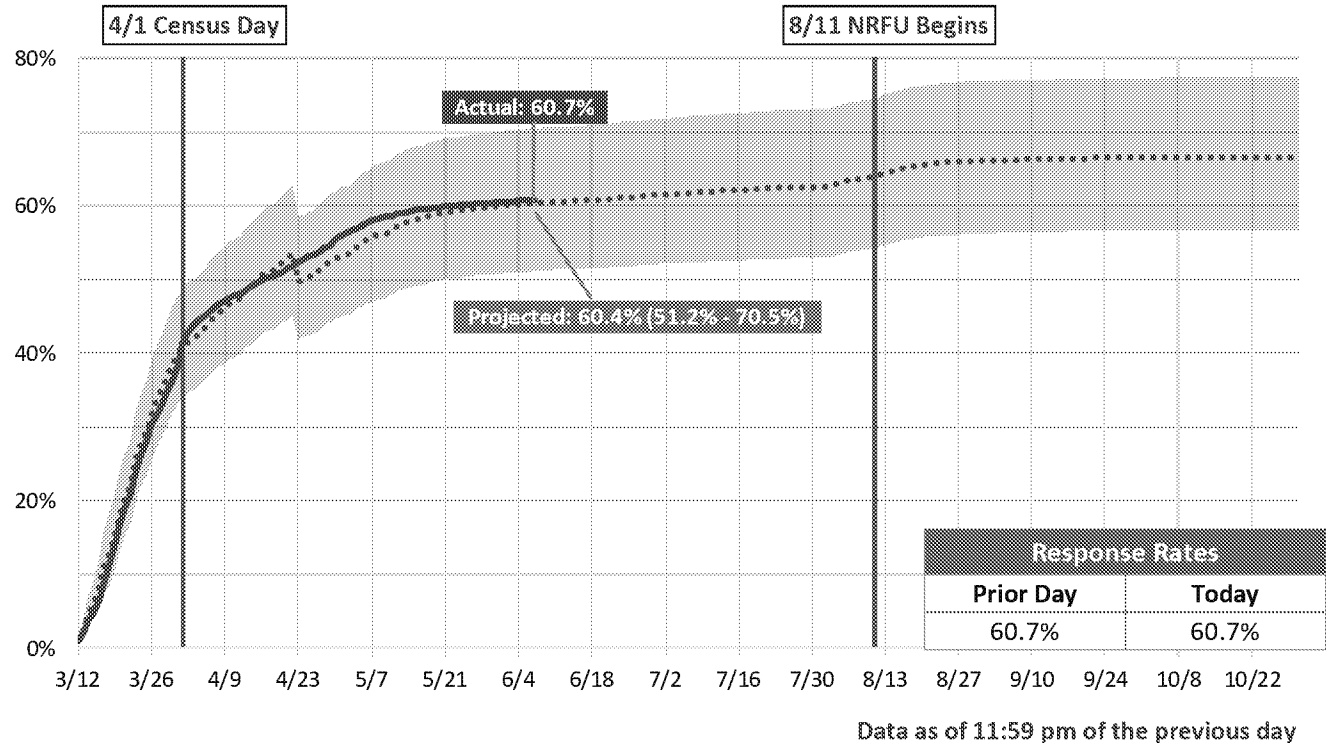
Completion Date:

October 31, 2020\*

### Notes:

- As of April 22, the projected Self-Response rate has been revised to account for re-planned operational timing and a sixth mailing prior to the August 11 start of Nonresponse Followup.
- Response rates reflect responses from Self-Response and Update Leave.
- \* Internet, Paper, and Phone response options remain available throughout the data collection timeframe to offer maximum flexibility for respondents.

### Actual vs. Projected Self-Response Rates



### Legend

Actual Self-Response Rate	—————
Projected Self-Response Rate	*****
Lower & Upper Bound	—————

Source: Census Data Lake & Decennial Statistical Studies Division



# Periodic Performance Management Reports

## 2020 Census: Self-Response of Housing Units –Zoomed in View

Status:

● On Track

Data current as of:

June 8, 2020

Start Date:

March 12, 2020

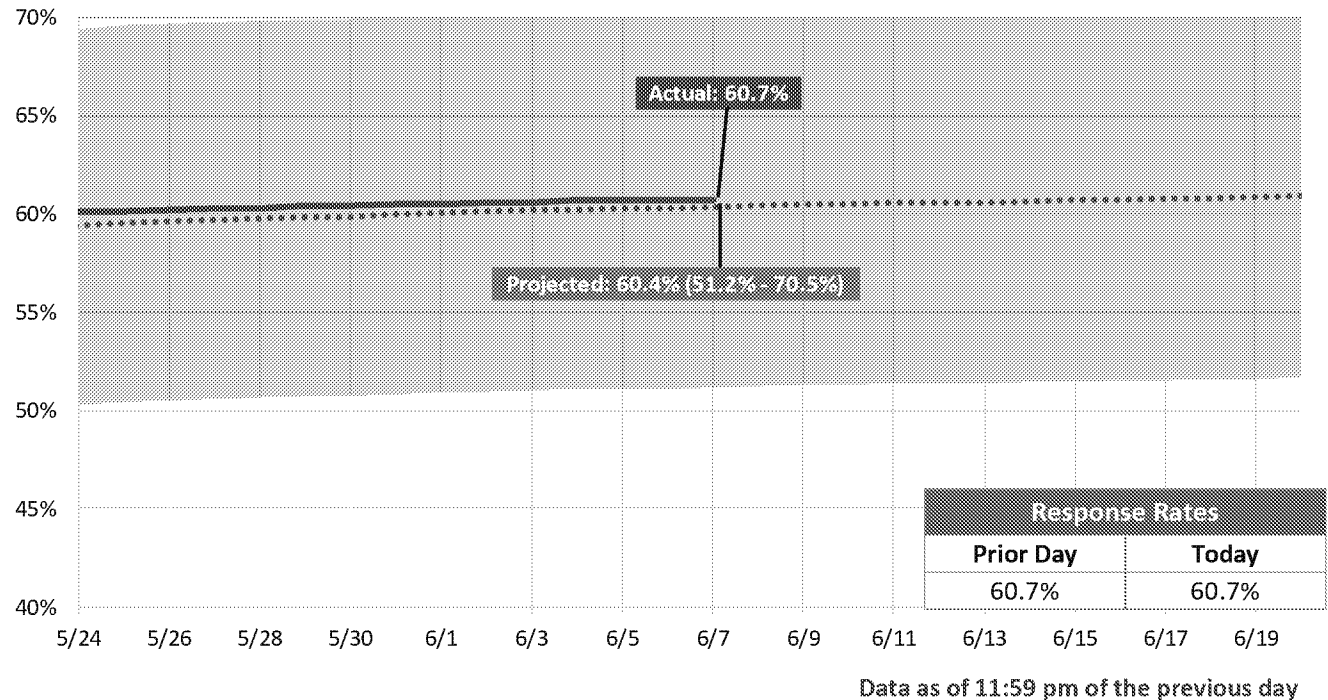
Completion Date:

October 31, 2020\*

### Notes:

- As of April 22, the projected Self-Response rate has been revised to account for re-planned operational timing and a sixth mailing prior to the August 11 start of Nonresponse Followup.
- Response rates reflect responses from Self-Response and Update Leave.
- \* Internet, Paper, and Phone response options remain available throughout the data collection timeframe to offer maximum flexibility for respondents.

### Actual vs. Projected Self-Response Rates



### Legend

Actual Self-Response Rate	—————
Projected Self-Response Rate	*****
Lower & Upper Bound	—————

Source: Census Data Lake & Decennial Statistical Studies Division

# Periodic Performance Management Reports

## 2020 Census: Self-Response of Housing Units by Response Mode

Status:

○ Management Focus

Data current as of:

June 8, 2020

Start Date:

March 12, 2020

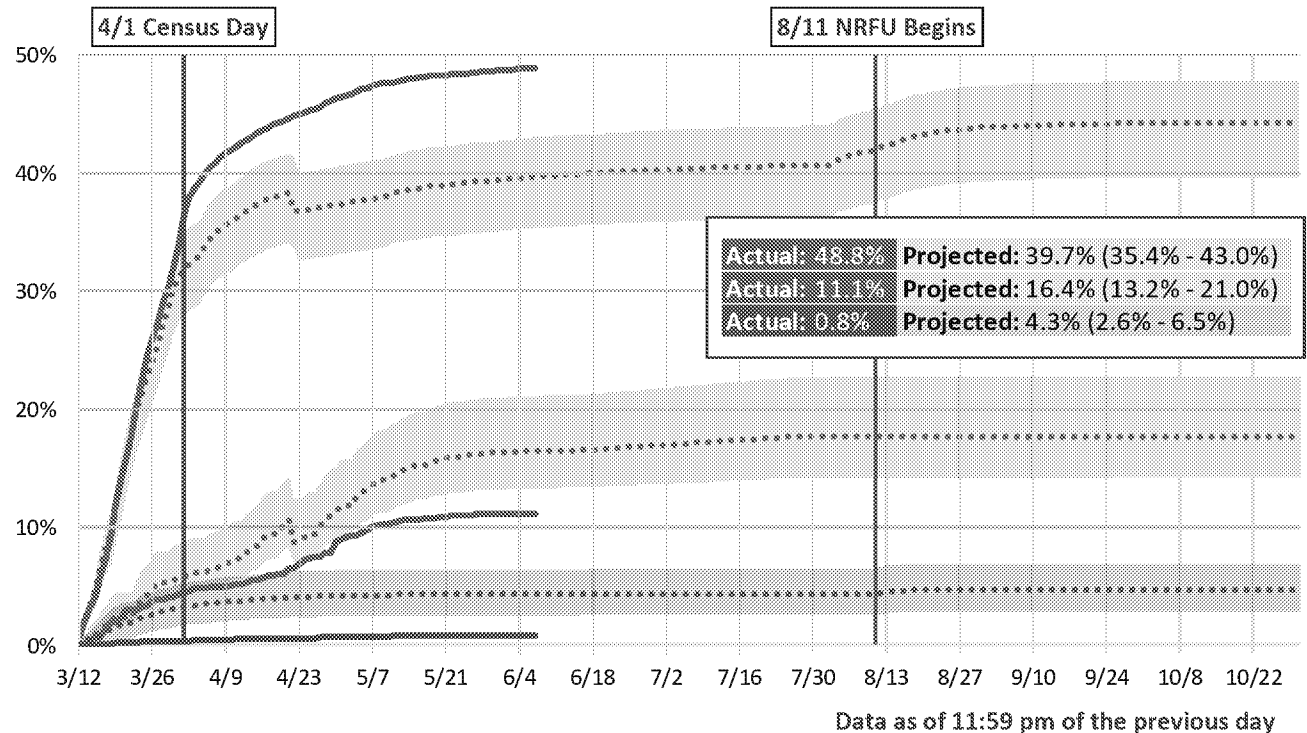
Completion Date:

October 31, 2020\*

### Notes:

- As of April 22, the projected Self-Response rates have been revised to account for re-planned operational timing and a sixth mailing prior to the August 11 start of Nonresponse Followup.
- The paper counts include inbound mail.
- \* Internet, Paper, and Phone response options remain available throughout the data collection timeframe to offer maximum flexibility for respondents.

### Actual vs. Projected Self-Response Rates by Mode



### Legend

	Internet	Paper	Phone
Actual Self-Response Rate	————	————	————
Projected Self-Response Rate	*****	*****	*****
Lower & Upper Bound			

# Periodic Performance Management Reports

## 2020 Census: Self-Response of Housing Units by Response Mode – Zoomed In

Status:  
☐ Management Focus

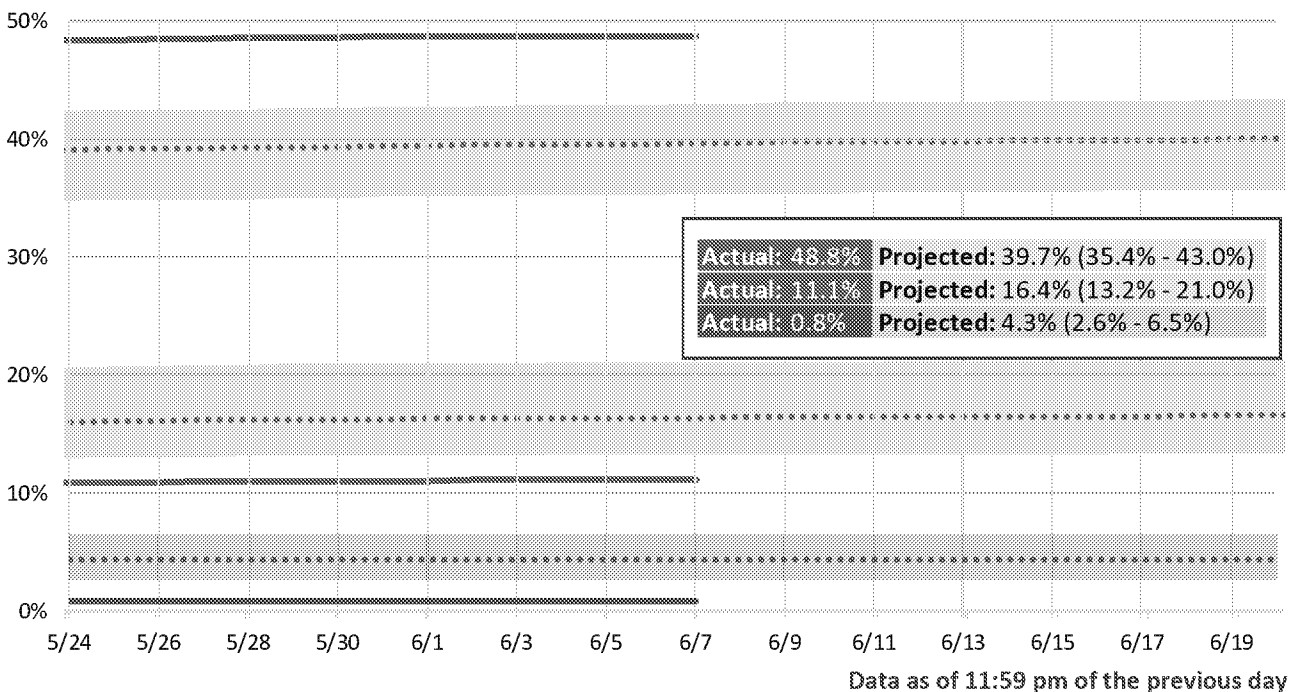
Data current as of:  
 June 8, 2020

Start Date:  
 March 12, 2020

Completion Date:  
 October 31, 2020\*

- Notes:
- As of April 22, the projected Self-Response rates have been revised to account for re-planned operational timing and a sixth mailing prior to the August 11 start of Nonresponse Followup.
  - The paper counts include inbound mail.
  - \* Internet, Paper, and Phone response options remain available throughout the data collection timeframe to offer maximum flexibility for respondents.

Actual vs. Projected Self-Response Rates by Mode



Legend			
	Internet	Paper	Phone
Actual Self-Response Rate	—————	—————	—————
Projected Self-Response Rate	*****	*****	*****
Lower & Upper Bound			

# Periodic Performance Management Reports

## 2020 Census: Self-Response of Housing Units by State

Source: Decennial Statistical Studies Division

Data Current as of: June 8, 2020

State	Actual	2010 Rate (start of NRFU)	2010 Rate (Final)
<b>U.S. Total</b>	<b>60.7%</b>	<b>63.5%</b>	<b>66.5%</b>
Minnesota	70.4%	71.6%	74.1%
Wisconsin	67.8%	71.2%	73.5%
Iowa	67.4%	71.0%	73.0%
Michigan	67.3%	65.4%	67.7%
Nebraska	66.9%	68.8%	71.1%
Washington	66.0%	63.7%	67.2%
Virginia	65.9%	66.2%	69.0%
Illinois	65.8%	67.7%	70.5%
Ohio	65.8%	66.2%	69.0%
Indiana	65.5%	67.0%	69.6%
Maryland	65.1%	66.5%	69.5%
Kansas	64.7%	67.4%	70.0%
Connecticut	64.5%	66.3%	69.5%
Kentucky	64.3%	63.0%	65.7%
Utah	64.3%	65.4%	68.6%
Pennsylvania	63.8%	67.8%	70.2%
Oregon	63.5%	63.9%	66.9%
Colorado	63.3%	64.4%	67.2%
Idaho	62.9%	64.6%	67.1%
New Jersey	62.9%	64.4%	67.6%
Massachusetts	62.9%	65.6%	68.8%
California	61.9%	64.7%	68.2%
Missouri	60.9%	65.3%	67.5%
Tennessee	60.8%	63.8%	67.1%
South Dakota	60.2%	65.0%	67.1%
Nevada	59.9%	58.7%	61.4%

State	Actual	2010 Rate (start of NRFU)	2010 Rate (Final)
North Dakota	59.7%	66.8%	68.8%
New Hampshire	59.5%	61.5%	64.4%
Delaware	59.1%	60.8%	64.1%
Rhode Island	58.9%	62.8%	65.7%
Alabama	58.8%	59.5%	62.5%
Florida	58.2%	59.6%	63.0%
Arizona	57.1%	58.5%	61.3%
District of Columbia	57.1%	62.2%	66.0%
North Carolina	57.1%	62.1%	64.8%
Georgia	56.9%	59.5%	62.5%
New York	56.0%	61.3%	64.6%
Mississippi	56.0%	58.1%	61.3%
Hawaii	55.6%	60.7%	64.1%
South Carolina	55.5%	62.2%	64.7%
Texas	55.5%	60.3%	64.4%
Arkansas	55.4%	59.5%	62.3%
Louisiana	55.0%	57.9%	61.0%
Oklahoma	54.3%	58.9%	62.3%
Montana	51.7%	62.3%	64.6%
Vermont	51.5%	58.1%	60.3%
Maine	50.8%	55.3%	57.4%
Wyoming	50.8%	61.1%	63.4%
New Mexico	48.4%	56.9%	60.0%
West Virginia	48.2%	56.8%	59.1%
Alaska	41.5%	51.6%	55.6%
Puerto Rico	9.0%	51.2%	53.8%

Data as of 11:59 pm of the previous day

# Periodic Performance Management Reports

## 2020 Census: States with the Highest and Lowest Self-Response Rates Relative to Projections

Source: Decennial Statistical Studies Division

Data Current as of: June 8, 2020

Highest			
State	Actual	Projection	Actual/ Projection
Nevada	59.9%	55.2%	1.0859
California	61.9%	57.5%	1.0780
Hawaii	55.6%	51.7%	1.0762
Mississippi	56.0%	52.1%	1.0748
New Mexico	48.4%	45.1%	1.0720

Lowest			
State	Actual	Projection	Actual/ Projection
Rhode Island	58.9%	65.0%	0.9052
Maine	50.8%	55.8%	0.9102
Vermont	51.5%	55.1%	0.9342
New York	56.0%	59.7%	0.9374
Delaware	59.1%	62.5%	0.9446

Data as of 11:59 pm of the previous day

# Periodic Performance Management Reports

## 2020 Census: Questionnaire Assistance Inbound Calls

Status:

● On Track

Data current as of:

June 6, 2020

Completion Date:

July 31, 2020

(pending contract MOD)

Notes:

To date, 13,659 callers have requested the callback option. These callbacks have resulted in 5,654 completed interviews and 3,604 callers being provided assistance.

Total Inbound Call Volume % (PTD)

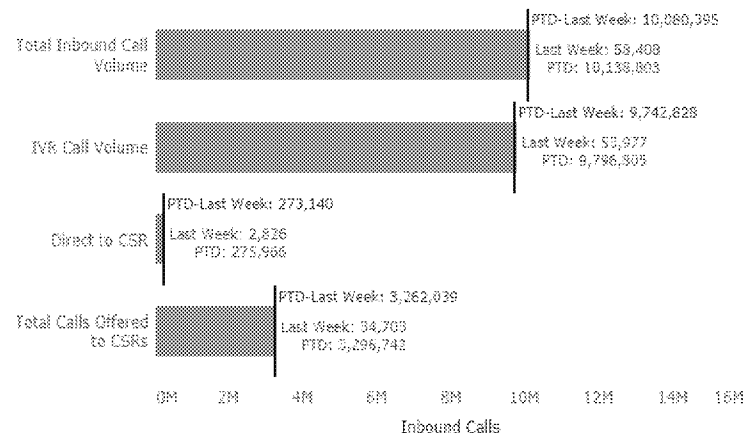


English	Spanish	TTY	Vietnamese	Korean	All Other
97.4%	10.9%	0.7%	0.2%	0.1%	0.7%

Key Performance Metrics (PTD)

	Planned	Actual
Total Inbound Call Volume	8,095,862	10,138,803
Deflection Rate	47.0%	67.8%
Service Level - 30 Seconds	80.0%	61.1%
Average Handle Time	9:43	9:18

Inbound Call Volume



Calls Offered to CSRs by Language

	5/24 - 5/30	5/31 - 6/6	PTD	PTD %
English	32,255	28,600	2,919,269	88.6%
English Puerto Rico	166	141	1,946	0.1%
Spanish	3,628	2,861	248,712	7.5%
Spanish Puerto Rico	2,771	2,311	21,925	0.7%
Chinese Mandarin	108	103	9,981	0.3%
Chinese Cantonese	126	139	8,502	0.3%
Vietnamese	61	56	12,481	0.4%
Korean	60	49	12,105	0.4%
Russian	47	26	6,149	0.2%
Arabic	41	18	3,839	0.1%
Tagalog	14	15	2,484	0.1%
Polish	11	5	2,311	0.1%
French	10	3	1,094	0.0%
Haitian Creole	24	33	2,354	0.1%
Portuguese	10	12	1,667	0.1%
Japanese	8	7	2,166	0.1%
TTY	122	72	36,198	1.1%
Group Quarters	297	252	3,559	0.1%
<b>Total</b>	<b>39,759</b>	<b>34,703</b>	<b>3,296,742</b>	<b>100.0%</b>

Source: Daily Briefing Deck: Census Questionnaire Assistance

# Periodic Performance Management Reports

## 2020 Census: Partners & Participating Organizations

Status:

● On Track

Data current as of:

June 4, 2020

Completion Date:

March 2020

Notes:

- 2010 Census: 256,000 regional partners and 856 national partnering organizations.
- We have exceeded the 2010 Census for both national and community partners.
- The National Partnership Program (NPP) met its 2020 Census goal the week of April 20 of securing 900 national participating organizations. NPP will continue to grow the number of national partners and engagements.

Participating Organizations by Sector		
Sector	National	Community
Nonprofit	361	69,744
Business	126	79,766
Chamber of Commerce/Trade or Professional Association	103	10,253
Education	91	82,974
Government	87	69,875
Faith-Based Organizations	63	37,843
Media	45	7,807
Healthcare	43	14,159
Technology	32	354
International Governmental/ Consulate/ Embassy	7	342
Grand Total	958	373,117

Participating Organizations by Audiences Served*		
Audiences Served	National	Community
Mass Appeal	402	218,291
Black/African American	85	16,732
Young Children	86	5,579
Rural	77	12,016
Hispanic/Latino	75	24,540
Asian	75	9,785
Native Hawaiian Pacific Islander	47	640
Veterans	41	3,148
Young and Mobile	40	7,198
LGBTQ	24	1,230
Elderly	23	8,552
Individuals with Disabilities	23	3,118
Persons Experiencing Homelessness and Highly Mobile	21	5,295
American Indian/ Alaskan Native	19	3,543
MENA	15	31

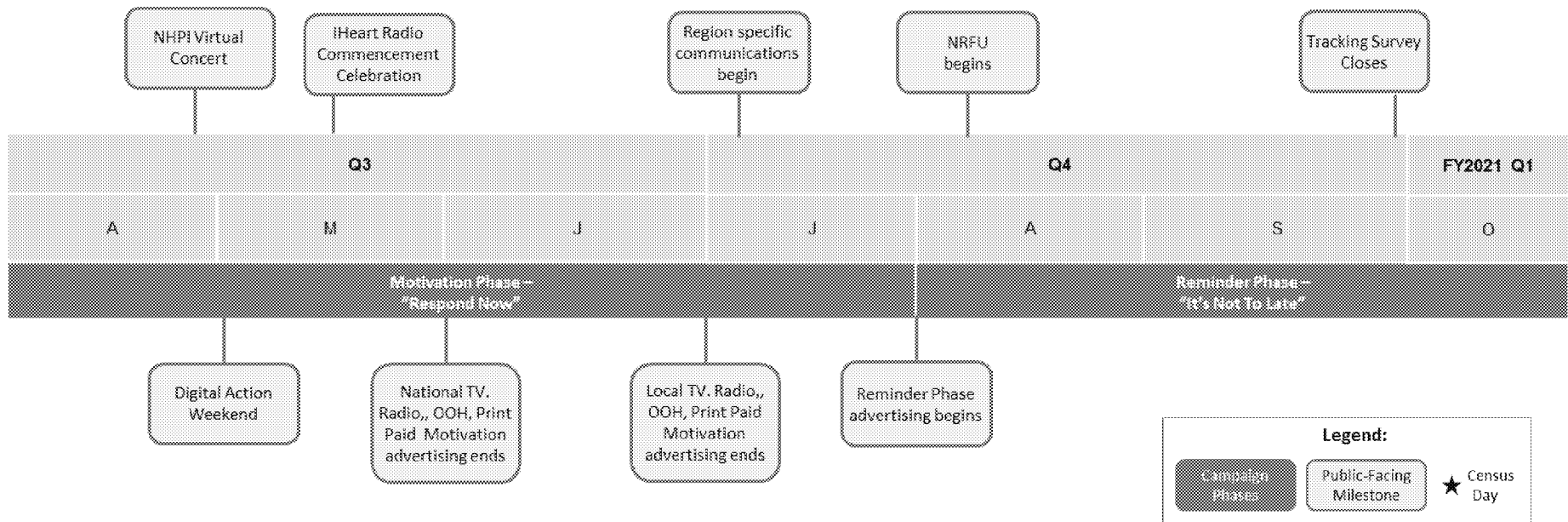
\*Participating organizations that serve more than one audience are tallied against multiple audiences served as appropriate, so the sum total is greater than the grand total shown.

Completed Community Partnership Events: 372,517

# Periodic Performance Management Reports

## 2020 Census: Integrated Communications Campaign Weekly Report Timeline

Source: Integrated Partnerships and Communication  
Data Current as of: June 4, 2020



### Significant Accomplishments

- The 3rd Afro-Caribbean Virtual Concert in a series of 5 was held on 5/30.
- The achievement of over 60% self response rate was celebrated with a press release and internal communications.
- Statistics In Schools (SIS) planned and hosted a virtual field trip for first graders on Thursday June 4.



# Periodic Performance Management Reports

## 2020 Census: Monthly FY 2020 Budget Execution Report

Status: ● On Track

Data current as of: April 30, 2020

Completion Date: September 30, 2020

Notes: The data are updated monthly following the financial close-out of the previous month, typically about five business days into the next month.

### FY 2020 Actual Budget Execution for the 2020 Census Program - Commitments and Obligations through 4/30/2020

\$ Amounts in Millions	IT	Non-IT	Total
Total Planned through April	\$1,625.682	\$3,525.753	\$5,151.436
Available contingency and add'l appropriations through April	\$247.942	\$1,432.008	\$1,679.950
Planned Programmatic through April	\$1,377.740	\$2,093.746	\$3,471.486
Total Actual Commitments and Obligations through April	\$1,309.023	\$1,777.592	\$3,086.615
Unplanned commitments/obligations through April related to adjusted 2020 Census operations due to COVID-19 (risk-based contingency)	\$80.674	\$169.400	\$250.074
Actual Programmatic Commitments and Obligations through April	\$1,228.349	\$1,608.192	\$2,836.541
Total Plan Variance (\$/%)	\$316.659 (19.5%)	\$1,748.162 (49.6%)	\$2,064.821 (40.1%)
Remaining contingency and add'l appropriations planned through April	\$167.268	\$1,262.608	\$1,429.876
Delayed Field Operation Spending through April	\$0	\$534.592	\$534.592
Non-Field Operational Programmatic Variance through April	\$149.391	(\$49.038)	\$100.353

#### High-Level Variance Explanations:

In light of the COVID-19 pandemic, the U.S. Census Bureau adjusted 2020 Census operations in order to protect the health and safety of the American public and Census Bureau employees, implement guidance from Federal, State, and local authorities regarding COVID-19, and ensure a complete and accurate count of all communities. These adjustments resulted in positive variances due to schedule adjustments, offset by additional obligations needed to support operational adjustments through the usage of planned contingency funding. The total variance for the resources planned to be available through April is \$2.065 billion, or 40 percent. Below outlines the breakdown:

- The positive variance through April against the original plan in 2020 Census IT systems and operations is \$317 million, or 19.5 percent. This variance consists of relatively minor timing adjustments in contract actions and other IT purchases to later months in the fiscal year, totaling \$149 million. The remaining \$167 million represents a portion of contingency funding planned in April that has not yet been obligated.
- The positive variance through April against the original plan in 2020 Census non-IT operations is \$1.748 billion, or 50 percent. This variance consists of \$535 million delayed spending in the field operations as a result of schedule adjustments, and \$1.263 billion representing a portion of contingency and additional appropriations planned in April that has not yet been obligated. This variance is partially offset by a -\$49 million non-Field variance, primarily from a prior decision to increase funding above the original plan for the ICC contract to facilitate additional media purchases ahead of Census Day.
- While contingency contributes to the overall positive variance, this is a function of a budget decision last October to make all risk-based contingency available for peak operations. Decisions were made in April to use risk-based contingency funds to support \$250 million in unplanned obligations or commitments through April as the result of the operational adjustments. The funds used to date include funding field staff salaries during to the suspension of field operations, IT purchases for additional devices and licenses, additional media purchases to encourage self response throughout the spring, and additional costs for the extension of the Fingerprint Contract as the result of the operational timing adjustments.






Source: Commerce Business Systems; Decennial Budget Integration Tool

# Status Reporting: 2020 Decennial Census – Executive Order 13880

Release for June 8, 2020

# Periodic Performance Management Reports

Release for June 8, 2020

Status	Report Title	Summary	Slide Number
	2020 Census: Federal Administrative Records Supporting Executive Order 13880	Work to reach agreements and receive data for Federal Administrative Records sources in support of Executive Order 13880 is progressing.	3
	2020 Census: EO 13880 State Administrative Records Status for TANF	Work to reach agreements and receive state data on the Temporary Assistance for Needy Families (TANF) program in support of Executive Order 13880 is progressing.	4
	2020 Census: EO 13880 State Administrative Records Status for WIC	Work to reach agreements and receive state data on the Supplemental Nutrition Program for Women, Infants, and Children (WIC) in support of Executive Order 13880 is progressing.	5
	2020 Census: EO 13880 State Administrative Records Status for SNAP	Work to reach agreements and receive state data on the Supplemental Nutrition Assistance Program (SNAP) in support of Executive Order 13880 is progressing.	6
	2020 Census: EO 13880 State Administrative Records Status for Driver's License	Work to reach agreements and receive state data on State Driver's Licenses in support of Executive Order 13880 is progressing.	7
	Acronyms for Administrative Records		8

## Legend

Not Applicable

Completed

On Track

Management Focus

Requires Attention

# Periodic Performance Management Reports

## 2020 Census: Federal Administrative Records Supporting Executive Order 13880

Status:

● On Track

Data current as of:

June 8, 2020

Target Completion for  
Delivery of April 1, 2020

Vintage Data:

July 31, 2020

Notes:

Source: File	Under Negotiation	Agreement in Place/ Approved for Use	Initial Data Received	April 1, 2020 Vintage Data Received
<b>Completed Agreements</b>				
HUD: FHA, PIC, TRACs, CHUMS, LIHTC	●	●	●	●
<b>Renewal Agreements</b>				
SSA: Numident	●	●	●	●
IRS: 1040 & 1099	●	●	●	●
CMS: Medicare	●	●	●	●
CMS: Medicaid/CHIP	●	●	●	●
<b>New Agreements</b>				
SSA: MBR	●	●	●	●
IHS: Patient Registration	●	●	●	●
State: Passport Services	●	●	●	●
State: Worldwide Refugee Admissions Processing System (WRAPS)	●	●	●	●
DHS: USCIS	●	●	●	●
DHS: CBP	●	●	●	●
DHS: ICE	●	●	●	●
DOJ: US Marshals	●	●	●	●
DOJ: Citizenship & Immigration Data Collection	●	●	●	●
BOP: Federal Incarceration Data	●	●	●	●
BJS: National Corrections Reporting Program (NCRP)	●	●	●	○

Legend

Not Started

Completed

On Track

Management Focus

Requires Attention

## 2020 Census: EO 13880 State Administrative Records Status for TANF

Status:

 **On Track**

Data current as of:

June 8, 2020

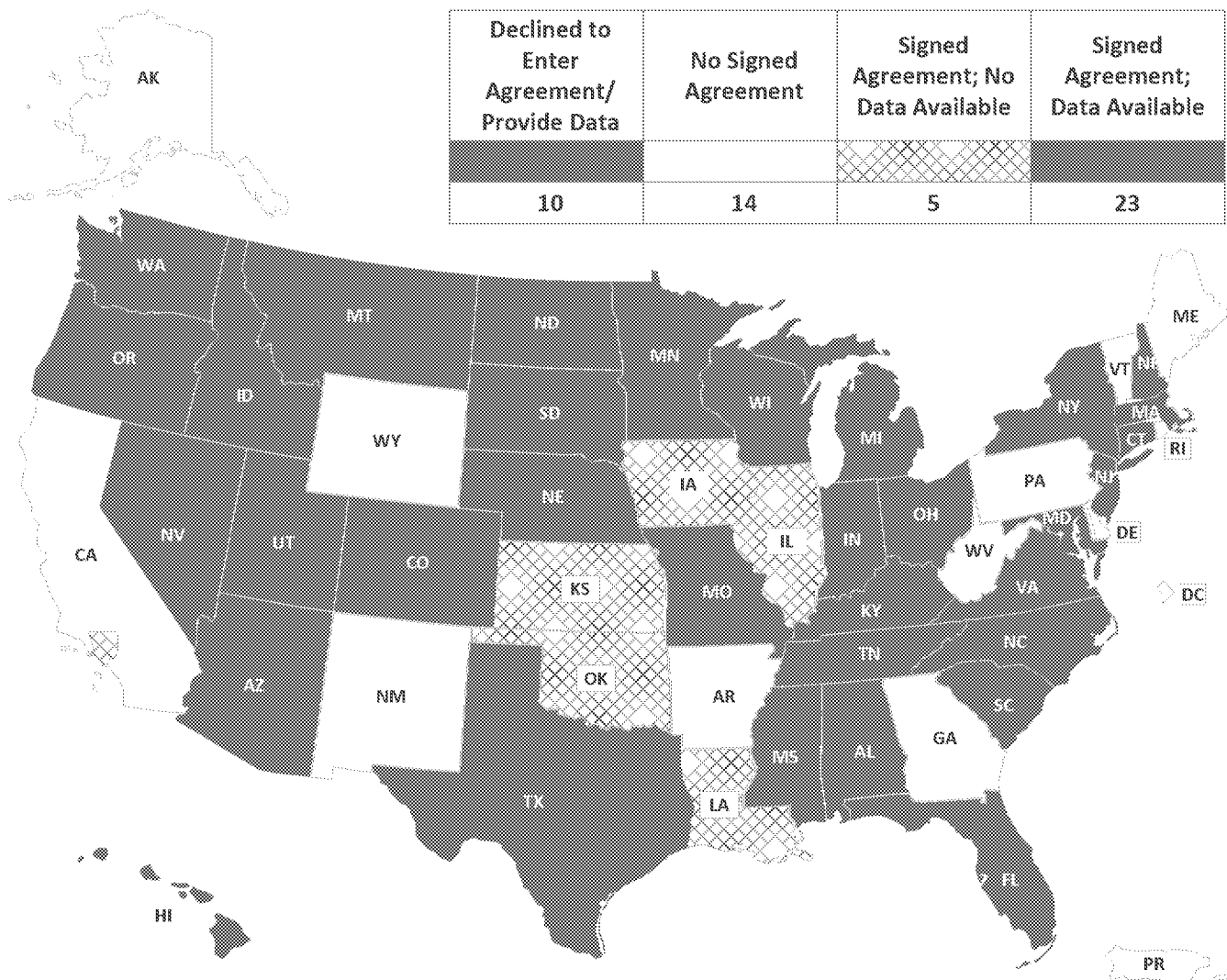
**Target Completion:**

December 31, 2019

Notes:

- The Temporary Assistance for Needy Families (TANF) program is designed to assist families with children when parents or other responsible relatives cannot provide for the family's basic needs.
- The target date for signed agreements was November 15, 2019.
- Los Angeles county, CA has signed an agreement for the provision of TANF data.

Declined to Enter Agreement/ Provide Data	No Signed Agreement	Signed Agreement; No Data Available	Signed Agreement; Data Available
10	14	5	23



# Periodic Performance Management Reports

## 2020 Census: EO 13880 State Administrative Records Status for WIC

Status:

● On Track

Data current as of:

June 8, 2020

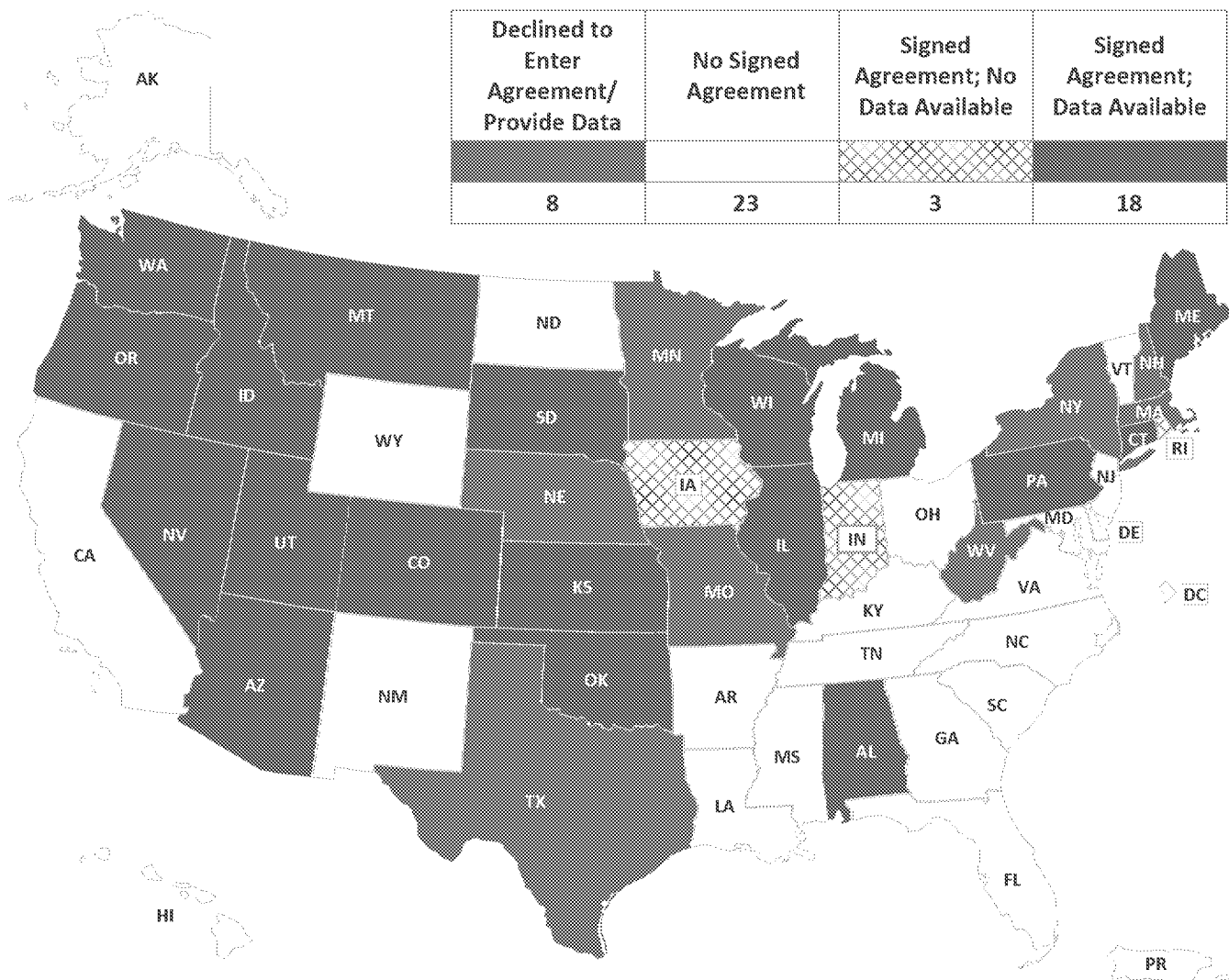
Target Completion:

December 31, 2019

Notes:

- The Women, Infants, and Children (WIC) program provides federal grants to states for supplemental foods, health care referrals, and nutrition education for low-income pregnant, breastfeeding, and non-breastfeeding postpartum women and to infants and children up to age five who are found to be at nutritional risk.
- The target date for signed agreements was November 15, 2019

Declined to Enter Agreement/ Provide Data	No Signed Agreement	Signed Agreement; No Data Available	Signed Agreement; Data Available
8	23	3	18



# Periodic Performance Management Reports

## 2020 Census: EO 13880 State Administrative Records Status for SNAP

### Status:

● On Track

Data current as of:

June 8, 2020

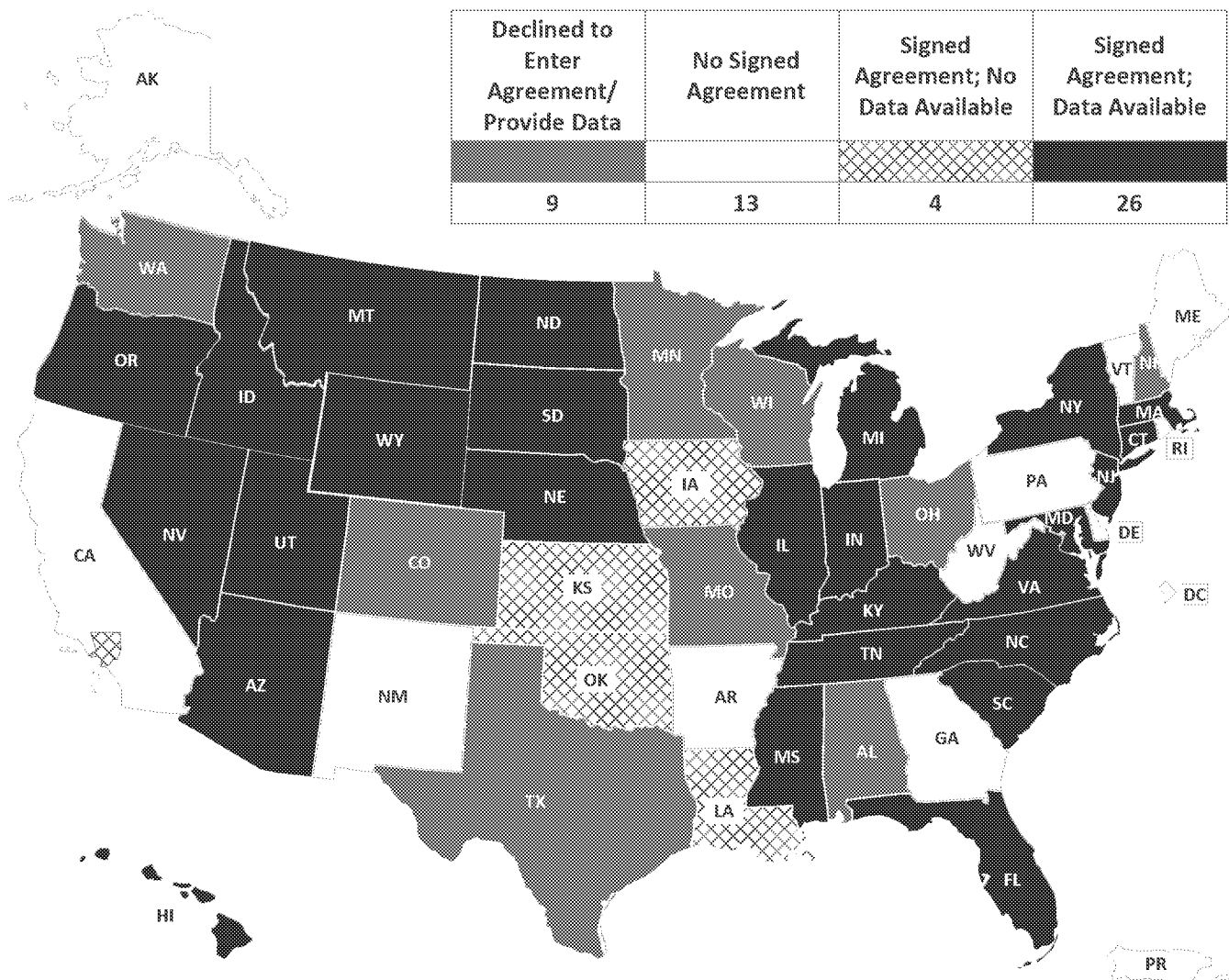
Target Completion:

December 31, 2019

### Notes:

- The Supplemental Nutrition Assistance Program (SNAP) provides nutritional benefits to supplement the food budget of needy families so they can purchase healthy food and move toward self-sufficiency.
- The target date for signed agreements was November 15, 2019
- Los Angeles county, CA has signed an agreement for the provision of SNAP data.

Declined to Enter Agreement/ Provide Data	No Signed Agreement	Signed Agreement; No Data Available	Signed Agreement; Data Available
9	13	4	26



## Periodic Performance Management Reports

2020 Census: EO 13880 State Administrative Records Status for Driver's License

Status:

 **On Track**

Data current as of:

June 8, 2020

**Target Completion:**

December 31, 2019

Notes:

- State Driver's License data files provide information pertaining to persons within a state who have met state requirements to drive a motor vehicle.
- The target date for signed agreements was November 15, 2019.





# Periodic Performance Management Reports

## Acronyms for Administrative Records

Federal	
<b>BOP:</b> Bureau of Prisons	<b>ICE:</b> Immigration and Customs Enforcement
<b>BJS:</b> Bureau of Justice Statistics	<b>IHS:</b> Indian Health Service
<b>CBP:</b> Customs and Border Patrol	<b>IRS:</b> Internal Revenue Service
<b>CHIP:</b> Children's Health Insurance Program	<b>LITC:</b> Low-Income Housing Tax Credits
<b>CHUMS:</b> Computerized Homes Underwriting Management System	<b>MBR:</b> Master Beneficiary Record
<b>CMS:</b> Centers for Medicare & Medicaid Services	<b>NCOA:</b> National Change of Address
<b>DHS:</b> Department of Homeland Security	<b>PIC:</b> Public and Indian Housing Information Center
<b>DMDC:</b> Defense Manpower Data Center	<b>SSA:</b> Social Security Administration
<b>DOD:</b> Department of Defense	<b>SSS:</b> Selective Service System
<b>DOI:</b> Department of Interior	<b>TRACS:</b> Tenant and Rental Assistance Certification System
<b>DOJ:</b> Department of Justice	<b>UAA:</b> Undeliverable As Addressed
<b>DSF:</b> Delivery Sequence File	<b>USCIS:</b> United States Citizenship and Immigration Services
<b>FHA:</b> Federal Housing Administration	<b>USPS:</b> United States Postal Service
<b>HUD:</b> Housing and Urban Development	<b>WRAPS:</b> Worldwide Refugee Admissions Processing System

State
<b>LIHEAP:</b> Low-Income Home Energy Assistance Program
<b>SNAP:</b> Supplemental Nutrition Assistance Program
<b>TANF:</b> Temporary Assistance for Needy Families
<b>WIC:</b> Supplemental Nutrition Program for Women, Infants and Children

# Count Imputation in the 2020 Census

June 10, 2020

Pre-decisional - Internal Use Only - Not for Public Distribution

Shape  
your future  
START HERE >

United States<sup>®</sup>  
**Census**  
**2020**

# Outline

- How unresolved cases arise
  - NRFU Phases
  - Use of Administrative Records for Enumeration
  - Remaining cases
- Procedure for imputation in the 2020 Census
  - Status (Vacant/Occupied) and person count for occupied units
  - Hot deck approach


# Census Tests of NRFU Contact Strategies and use of Administrative Records Enumeration

- October 2013 Census Pilot Test (Philadelphia PA)
  - 2014 Census Test (Washington DC and Maryland)
  - 2015 Census Test (Four areas in Maricopa County Arizona)
  - 2016 Census Test (Los Angeles and Harris County test sites)
  - 2018 End-to-End Test (Providence County RI)
- 
- We also did presentations on this work and published papers throughout the decade.
  - Has been examined by GAO (July 2017 and December 2019)


# Contact Strategy

## Self-Response Phase


#1 Initial letter




#2 Reminder letter




#3 Reminder postcard



#4 Questionnaire




#5 & #6  
Not too late postcards  
in May and July

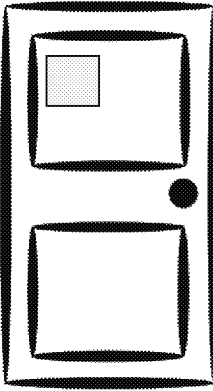


## Nonresponse Followup Phase

#7 to #13 Six visits by enumerator and notice of visit



14+  
Additional Contacts in the Closeout Phase



Note: if quality administrative records were available they would have been used to enumerate the household

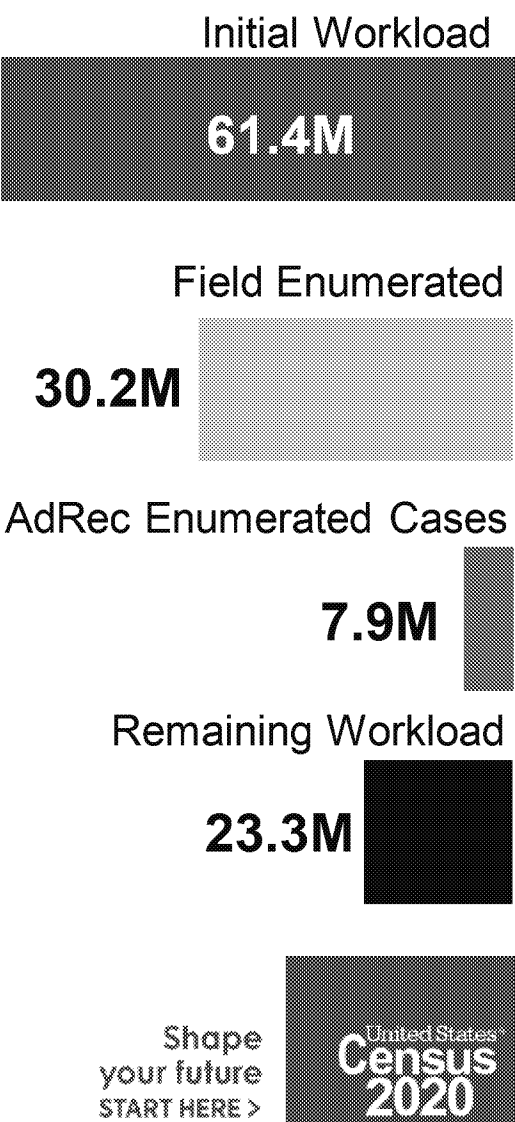
# Contact Strategy

## Phase 1 – Full Optimization

**Criteria:** All addresses that do not self-respond by July 27, approximately 61.4M, begin Phase 1 on the first day of the operation (August 11)

**Details:**

- All cases assigned to an enumerator based on optimization of work availability and workload geography. Enumerators visit and attempt to conduct interview.
- For cases with “**High Quality**” **administrative records**, one visit is conducted and if no interview is conducted the unit is enumerated using administrative record. (7.9M cases of the 38.1M)
  - “High quality” administrative records means consistent information about the specific persons in this housing unit found in 2 or more administrative records sources



# Using Administrative Records to Enumerate NRFU Housing Units

1. **Use USPS delivery information and MAF to determine Vacant/Occupied status**
2. **For Occupied units - Build a roster from most recent administrative record sources**
  - Internal Revenue Service Individual Tax Returns 1040
  - Internal Revenue Service 1099 Informational Returns
  - Centers for Medicare and Medicaid Services Medicare Enrollment database
  - Indian Health Service Patient Database
  - Census Bureau Household Composition Key File
3. **Check the quality of administrative record information by assessing multiple administrative record sources**
  - **“High quality”** Administrative records - consistent information about the specific persons in this housing unit found in 2 or more administrative records sources (used in Phase 1)
  - **“Remaining”** Administrative records – less consistent information on specific persons found in administrative records (used in Phase 3)

# Contact Strategy

## Phase 2 – Permanent Assignment

**Criteria:** Census Field Supervisor (CFS) Areas are eligible when 60% of cases have reached 4 visits or are completed. Proxy interviews after 3 unsuccessful visits. CFSs select high-performing enumerators and cases are permanently assigned to those enumerators.

Initial Workload

61.4M

Resolved in Phase 1

38.1M

Phase 2 Initial Workload

23.3M

Field Enumerated

15.6M

Remaining Workload

7.7M

Shape  
your future  
START HERE >

United States<sup>®</sup>  
Census  
2020



# Contact Strategy

## Phase 3 – Get to Done

**Criteria:** Census Field Supervisor (CFS) Areas are eligible when 85% of cases are closed.

### Details:

- Another round of administrative record enumeration is implemented using **“Remaining” administrative records** on the housing unit.
- In this case, after 6 unsuccessful enumeration visits the criteria for use of administrative records is relaxed to have corroborated information from fewer administrative sources.
- Workload Completion: 5.2M – 7.2M cases will be completed in this phase: 400,000 cases are resolved by remaining Administrative records and 4.8 – 6.8M in the field.

Initial Workload

61.4M

Resolved in Phase 1 & 2

53.7M

Phase 3 Initial Workload

7.7M

Field Enumerated

4.8 – 6.8 M

AdRec Enumerated

0.4M

Count Imputation

0.5M – 2.5M

2010 Census: 522K  
2000 Census: 667K

Shape  
your future  
START HERE >

United States<sup>®</sup>  
Census  
2020

# Remaining Cases - Three Types of Imputation

**Status imputation** - Not determined if the address is a valid unit or not

- Enumerator cannot find the address or a knowledgeable proxy
- Impute whether Valid address or Delete

**Occupancy imputation** - Determined it's a valid unit, but not if it's occupied or vacant

- Enumerator finds the address; cannot find a respondent or proxy, or determine if someone is living there
- Impute as Vacant or Occupied

**Household-size imputation** - Know it's a valid, occupied unit, but not the number of people living there

- Enumerator concludes house is occupied; cannot confirm number of residents
- Impute the number of persons in the unit