

# Periodic Performance Management Reports

## 2020 Census: Remote Alaska Progress & Cost

Status:

● On Track

Data current as of:

August 10, 2020

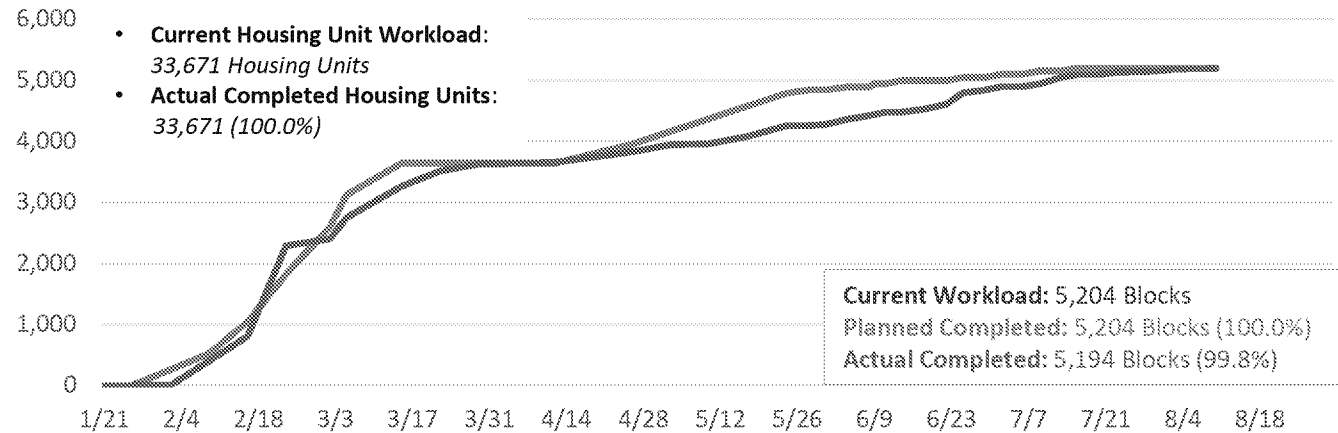
Start Date:

January 21, 2020

Completion Date:

August 31, 2020

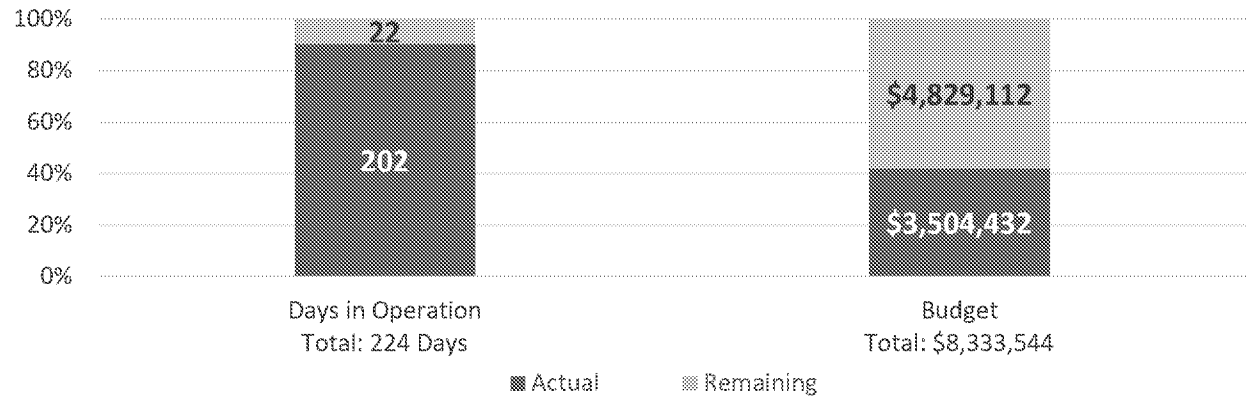
### Progress for Remote Alaska Production



Notes:

- Lack of access to some villages due to COVID-19 quarantines has required moving the planned completion of the Remote Alaska operation to August 31, 2020.
- Enumerations have resumed in all remaining areas that were incomplete in mid-March when work was suspended.

### Key Performance Indicators for Remote Alaska



Source: Unified Tracking System, Automated Tracking and Control

# Periodic Performance Management Reports

## 2020 Census: Self-Response of Housing Units

Status:

● On Track

Data current as of:

August 10, 2020

Start Date:

March 12, 2020

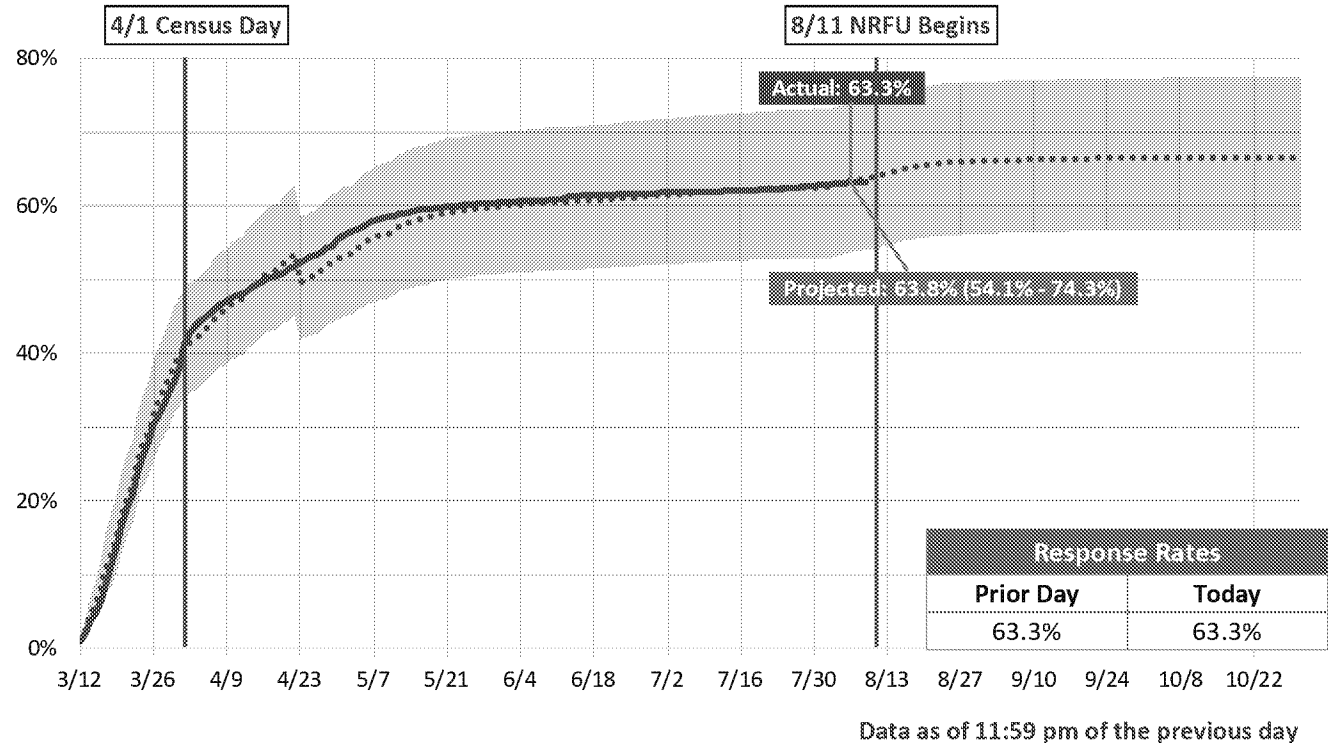
Completion Date:

October 31, 2020\*

### Notes:

- As of April 22, the projected Self-Response rate has been revised to account for re-planned operational timing and a sixth mailing prior to the August 11 start of Nonresponse Followup.
- Response rates reflect responses from Self-Response and Update Leave.
- \* Internet, Paper, and Phone response options remain available throughout the data collection timeframe to offer maximum flexibility for respondents.

### Actual vs. Projected Self-Response Rates



### Legend

Actual Self-Response Rate	—————
Projected Self-Response Rate	*****
Lower & Upper Bound	—————

Source: Census Data Lake & Decennial Statistical Studies Division

# Periodic Performance Management Reports

## 2020 Census: Self-Response of Housing Units by Response Mode

Status:

○ Management Focus

Data current as of:

August 10, 2020

Start Date:

March 12, 2020

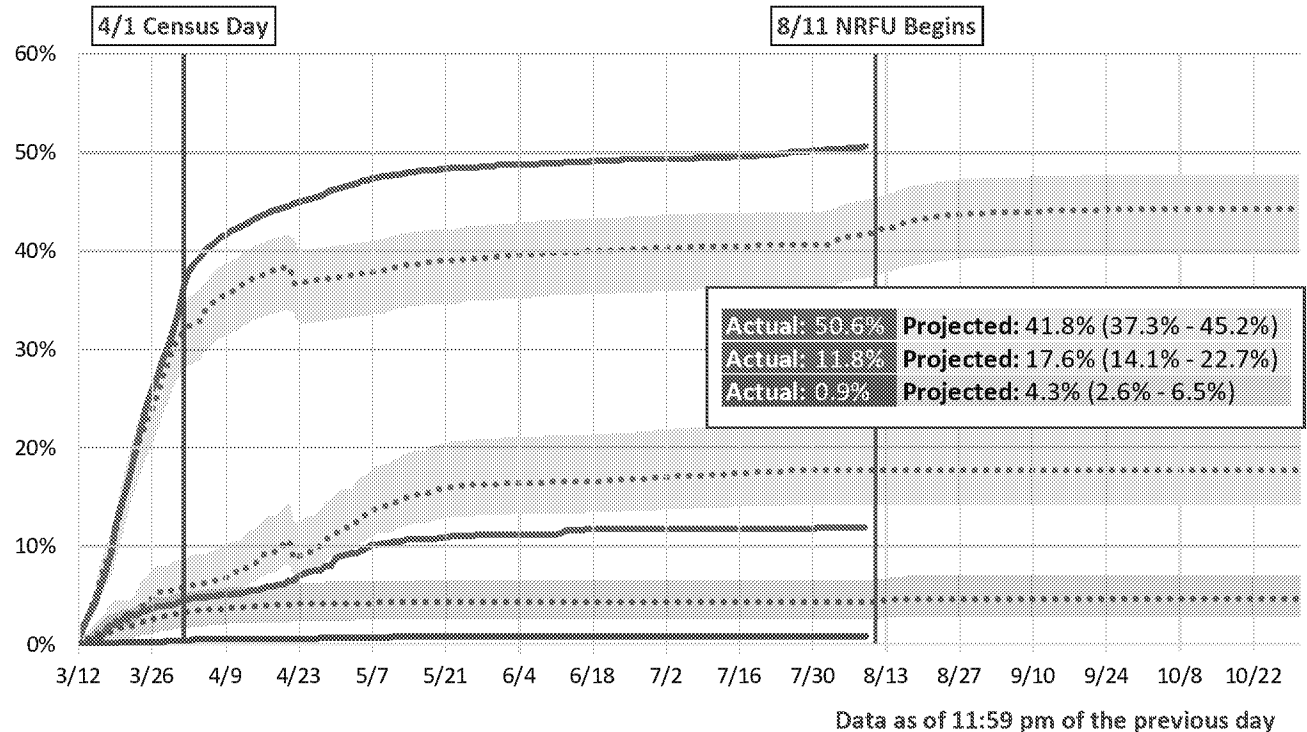
Completion Date:

October 31, 2020\*

Notes:

- As of April 22, the projected Self-Response rates have been revised to account for re-planned operational timing and a sixth mailing prior to the August 11 start of Nonresponse Followup.
- The paper counts include inbound mail.
- \* Internet, Paper, and Phone response options remain available throughout the data collection timeframe to offer maximum flexibility for respondents.

Actual vs. Projected Self-Response Rates by Mode



Legend

	Internet	Paper	Phone
Actual Self-Response Rate	—————	—————	—————
Projected Self-Response Rate	*****	*****	*****
Lower & Upper Bound			

# Periodic Performance Management Reports

## 2020 Census: Self-Response of Housing Units by State

Source: Decennial Statistical Studies Division

Data Current as of: August 10, 2020

State	Actual	2010 Rate (start of NRFU)	2010 Rate (Final)
<b>U.S. Total</b>	<b>63.3%</b>	<b>63.5%</b>	<b>66.5%</b>
Minnesota	72.5%	71.6%	74.1%
Wisconsin	69.8%	71.2%	73.5%
Washington	69.2%	63.7%	67.2%
Nebraska	69.0%	68.8%	71.1%
Iowa	69.0%	71.0%	73.0%
Michigan	69.0%	65.4%	67.7%
Illinois	68.2%	67.7%	70.5%
Virginia	68.0%	66.2%	69.0%
Idaho	67.8%	64.6%	67.1%
Indiana	67.6%	67.0%	69.6%
Ohio	67.6%	66.2%	69.0%
Maryland	67.5%	66.5%	69.5%
Utah	67.5%	65.4%	68.6%
Kansas	67.3%	67.4%	70.0%
Connecticut	67.2%	66.3%	69.5%
Colorado	66.6%	64.4%	67.2%
Pennsylvania	66.3%	67.8%	70.2%
Kentucky	66.1%	63.0%	65.7%
Oregon	65.8%	63.9%	66.9%
Massachusetts	65.5%	65.6%	68.8%
New Jersey	65.2%	64.4%	67.6%
California	64.7%	64.7%	68.2%
South Dakota	64.4%	65.0%	67.1%
Missouri	63.4%	65.3%	67.5%
New Hampshire	63.2%	61.5%	64.4%
North Dakota	62.8%	66.8%	68.8%

State	Actual	2010 Rate (start of NRFU)	2010 Rate (Final)
Tennessee	62.6%	63.8%	67.1%
Nevada	62.4%	58.7%	61.4%
Rhode Island	61.0%	62.8%	65.7%
Delaware	60.9%	60.8%	64.1%
Alabama	60.8%	59.5%	62.5%
Florida	60.2%	59.6%	63.0%
Hawaii	60.0%	60.7%	64.1%
Arizona	60.0%	58.5%	61.3%
District of Columbia	59.7%	62.2%	66.0%
North Carolina	59.4%	62.1%	64.8%
New York	59.1%	61.3%	64.6%
Georgia	59.0%	59.5%	62.5%
Texas	58.3%	60.3%	64.4%
Mississippi	58.0%	58.1%	61.3%
Oklahoma	57.9%	58.9%	62.3%
Arkansas	57.9%	59.5%	62.3%
Wyoming	57.6%	61.1%	63.4%
South Carolina	57.5%	62.2%	64.7%
Louisiana	57.4%	57.9%	61.0%
Montana	56.9%	62.3%	64.6%
Vermont	56.9%	58.1%	60.3%
Maine	55.6%	55.3%	57.4%
West Virginia	54.9%	56.8%	59.1%
New Mexico	53.5%	56.9%	60.0%
Alaska	50.0%	51.6%	55.6%
Puerto Rico	28.8%	51.2%	53.8%

Data as of 11:59 pm of the previous day



# Periodic Performance Management Reports

## 2020 Census: Questionnaire Assistance Inbound Calls

Status:

● On Track

Data current as of:  
August 8, 2020

Completion Date:  
October 31, 2020  
(pending contract MOD)

Notes:

To date, 21,186 callers have requested the callback option. These callbacks have resulted in 8,898 completed interviews and 3,891 callers being provided assistance.

Total Inbound Call Volume % (PTD)



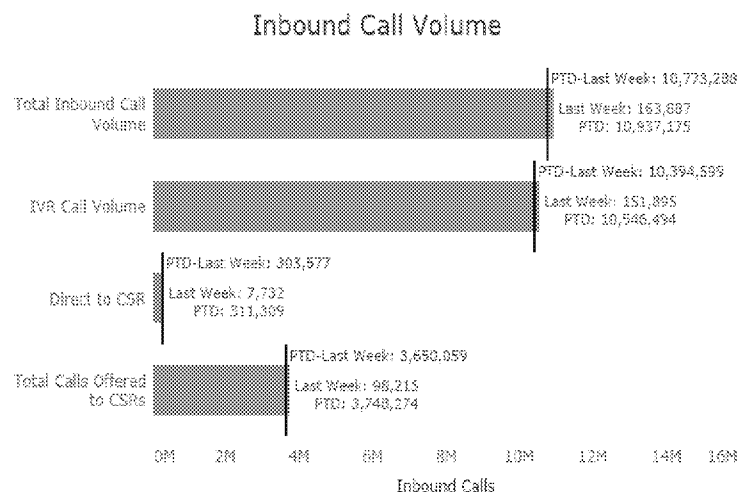
Language	Percentage
English	87.1%
Spanish	11.1%
TTY	0.7%
Vietnamese	0.2%
Chinese Mandarin	0.1%
All Other	0.7%

Key Performance Metrics (PTD)

	Planned	Actual
Total Inbound Call Volume	9,816,948	10,937,175
Deflection Rate	47.0%	65.9%
Service Level - 30 Seconds	80.0%	65.1%
Average Handle Time	9:04	9:26

Calls Offered to CSRs by Language

	7/26 - 8/1	8/2 - 8/8	PTD	PTD %
English	105,533	87,513	3,307,950	98.3%
English Puerto Rico	72	178	2,749	0.1%
Spanish	11,527	6,813	289,863	7.7%
Spanish Puerto Rico	1,666	2,246	36,146	1.0%
Chinese Mandarin	167	233	10,871	0.3%
Chinese Cantonese	258	206	9,497	0.3%
Vietnamese	106	126	13,009	0.3%
Korean	136	145	12,676	0.3%
Russian	69	84	6,690	0.2%
Arabic	32	38	4,061	0.1%
Tagalog	38	28	2,641	0.1%
Polish	26	23	2,411	0.1%
French	19	22	1,176	0.0%
Haitian Creole	35	38	2,571	0.1%
Portuguese	29	39	1,802	0.0%
Japanese	16	20	2,250	0.1%
TTY	157	358	37,164	1.0%
Group Quarters	107	105	4,747	0.1%
<b>Total</b>	<b>119,993</b>	<b>98,215</b>	<b>3,748,274</b>	<b>100.0%</b>



Source: Daily Briefing Deck: Census Questionnaire Assistance

# Periodic Performance Management Reports

## 2020 Census: Partners & Participating Organizations

Status:

● On Track

Data current as of:

August 6, 2020

Completion Date:

March 2020

Notes:

- 2010 Census: 256,000 regional partners and 856 national partnering organizations.
- We have exceeded the 2010 Census for both national and community partners.
- The National Partnership Program (NPP) met its 2020 Census goal the week of April 20 of securing 900 national participating organizations. NPP will continue to grow the number of national partners and engagements.

Participating Organizations by Sector		
Sector	National	Community
Nonprofit	382	72,141
Business	138	91,708
Chamber of Commerce/Trade or Professional Association	113	10,648
Education	103	84,555
Government	88	71,926
Faith-Based Organizations	65	40,873
Media	49	8,417
Healthcare	48	15,003
Technology	33	333
International Governmental/ Consulate/ Embassy	14	332
Grand Total	1,033	395,936

Participating Organizations by Audiences Served*		
Audiences Served	National	Community
Mass Appeal	443	233,836
Black/African American	94	17,991
Young Children	90	5,897
Hispanic/Latino	83	26,055
Rural	80	13,831
Asian	79	10,275
Native Hawaiian Pacific Islander	48	673
Veterans	41	3,290
Young and Mobile	40	7,444
LGBTQ	24	1,294
Individuals with Disabilities	24	3,197
Elderly	24	8,861
Persons Experiencing Homelessness and Highly Mobile	22	5,521
American Indian/ Alaskan Native	19	3,579
MENA	15	78

\*Participating organizations that serve more than one audience are tallied against multiple audiences served as appropriate, so the sum total is greater than the grand total shown.

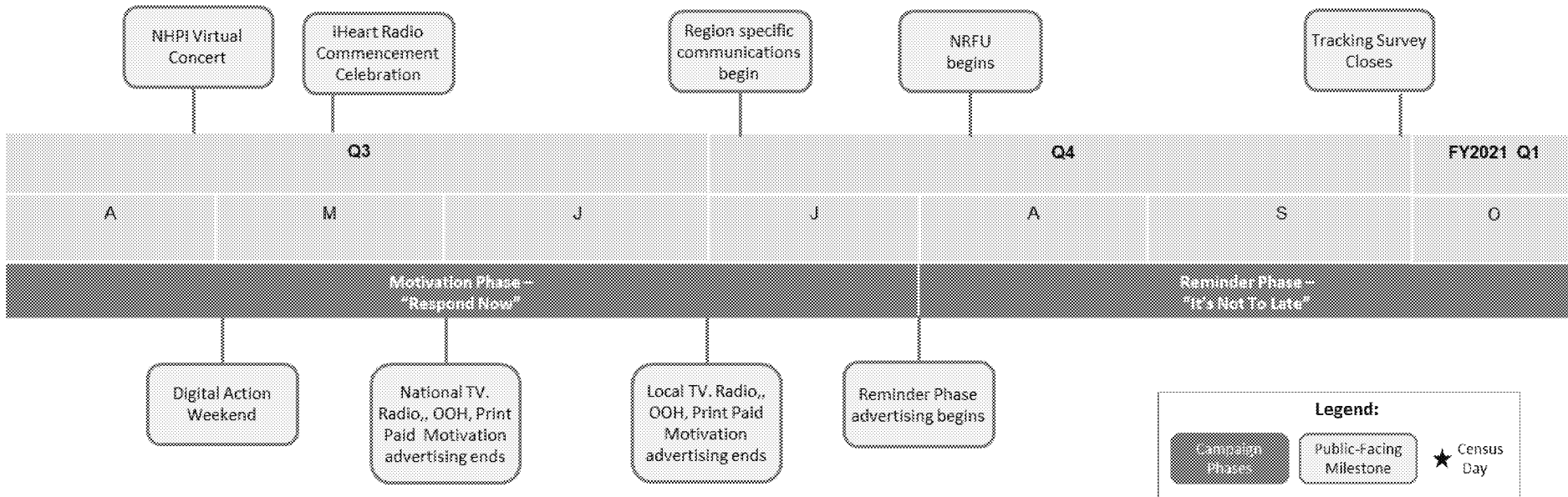
Completed Community Partnership Events: 426,885

# Periodic Performance Management Reports

## 2020 Census: Integrated Communications Campaign Weekly Report Timeline

Source: Integrated Partnerships and Communication

Data Current as of: August 6, 2020



### Significant Accomplishments

- Pre-Nonresponse Followup (NRFU) paid media at the local and national levels began on 8/3 and will run through 8/9.
- Diverse Mass and Hispanic Satellite and Radio Media Tours were held in the Los Angeles region on 8/4 and 8/5.
- Intergovernmental Affairs Staff attended and staffed a virtual exhibit booth at the virtual National Association of Latino Elected Officials' (NALEO) Annual Conference on 8/5-8/6.
- The email campaign to areas of low response continued this week with emails to the Atlanta, Denver, and Los Angeles regions.

# Periodic Performance Management Reports

## 2020 Census: Monthly FY 2020 Budget Execution Report

Status: ● On Track

Data current as of: June 30, 2020

Completion Date: September 30, 2020

Notes: The data are updated monthly following the financial close-out of the previous month, typically about five business days into the next month.

### FY 2020 Actual Budget Execution for the 2020 Census Program - Commitments and Obligations through 6/30/2020

\$ Amounts in Millions	IT	Non-IT	Total
Total Planned through June	\$1,719	\$4,971	\$6,690
Available contingency and additional appropriations through June	\$248	\$1,432	\$1,680
Planned Programmatic through June	\$1,471	\$3,539	\$5,010
Total Actual Commitments and Obligations through June	\$1,510	\$2,117	\$3,627
Unplanned commitments/obligations through June related to adjusted 2020 Census operations due to COVID-19 (risk-based contingency)	\$154	\$228	\$382
Actual Programmatic Commitments and Obligations through June	\$1,355	\$1,889	\$3,245
Total Plan Variance (\$/%)	\$209 (12.2%)	\$2,854 (57.4%)	\$3,063 (45.8%)
Remaining contingency and additional appropriations planned through June	\$94	\$1,203	\$1,297
Delayed Field Operation Spending through June	\$0.000	\$1,695	\$1,695
Non-Field Operational Programmatic Variance through June	\$116	(\$44)	\$71

#### High-Level Variance Explanations:

In light of the COVID-19 pandemic, the U.S. Census Bureau adjusted 2020 Census operations in order to protect the health and safety of the American public and Census Bureau employees, implement guidance from Federal, State, and local authorities regarding COVID-19, and ensure a complete and accurate count of all communities. These adjustments resulted in positive variances due to schedule adjustments, offset by additional obligations needed to support operational adjustments through the usage of available contingency funding. The total variance for the resources planned to be available through June is \$3.063 billion, or 46 percent. Below outlines the breakdown:

- The positive variance through June against the original plan in 2020 Census IT systems and operations is \$209 million, or 12 percent. This variance consists of relatively routine minor timing adjustments in contract actions and other IT purchases to later months in the fiscal year, totaling \$116 million. The remaining \$94 million represents a portion of contingency funding originally planned in April that has not yet needed to be obligated.
- The positive variance through June against the original plan in 2020 Census non-IT operations is \$2.854 billion, or 57 percent. This variance consists of \$1.695 billion delayed spending in the field operations as a result of schedule adjustments, and \$1.204 billion representing a portion of contingency and additional appropriations originally made available in spending plans in April that has not yet needed to be obligated. This variance is partially offset by a -\$44 million non-Field variance, primarily from a prior decision to increase funding above the original plan for the ICC contract to facilitate additional media purchases ahead of Census Day.
- While unused contingency contributes to the overall positive variance, this is a function of a budget decision last October to make all risk-based contingency available for peak operations. Decisions have been made to use risk-based contingency funds to support \$382 million in unplanned obligations or commitments through June as the result of the operational adjustments. The funds used to date include funding field staff salaries during to the suspension of field operations, IT purchases for additional devices and licenses, additional media purchases to encourage self response throughout the spring, and additional costs for the extension of the Fingerprint Contract and licenses as the result of the operational timing adjustments.

Source: Commerce Business Systems; Decennial Budget Integration Tool

Notional Contingency Waterfall for Estimated Revised NRFU		
(in millions of \$)		
<b>Contingency available on 3/14</b>	<b>\$</b>	<b>2,030</b>
<i>Risk Based Contingency</i>	\$	1,325
<i>Secretarial Contingency</i>	\$	705
<b>Expected Contingency Uses for COVID-19</b>	<b>\$</b>	<b>1,106</b>
<i>Actual COVID related approvals through 7/31</i>	\$	934
<i>Remaining Potential COVID approvals as of 7/31</i>	\$	172
<b>Remaining Original Contingency on 7/31</b>	<b>\$</b>	<b>924</b>
 <b>Additional contingency from estimated operational variance</b>	 <b>\$</b>	 <b>70</b>
 <b>Remaining Contingency before acceleration efforts</b>	 <b>\$</b>	 <b>994</b>
 <b>Potential Costs to Ensure Operational Continuity and Accelerate NRFU</b>	 <b>\$</b>	 <b>702</b>
<i>Additional Mailing and Advertising</i>	\$	50
<i>Training of additional NRFU enumerators (previously approved)</i>	\$	64
<i>Replacement training of 150k enumerators</i>	\$	165
<i>Additional overtime for NRFU enumerators</i>	\$	100
<i>Weekly enumerator bonus for exceeding 25 hrs/wk (Up to 5x)</i>	\$	150
<i>Enumerator retention bonus for 3 weeks of acceptable work above 25 hrs/wk (Up to 2x)</i>	\$	150
<i>CFS retention bonus for 3 weeks of acceptable work (Up to 2x)</i>	\$	23
 <b>Allowance for up to 10% increase in production hours due to unknown factors</b>	 <b>\$</b>	 <b>106</b>
 <b>Remaining Contingency for Unknowns</b>	 <b>\$</b>	 <b>187</b>

---

**From:** Ali Mohammad Ahmad (CENSUS/ADCOM FED) [ali.m.ahmad@census.gov]  
**Sent:** 8/6/2020 2:23:53 PM  
**To:** Wilbur Ross [wlr@doc.gov]; Foti, Anthony (Federal) [AFoti@doc.gov]; Paranzino, Anthony (Federal) [AParanzino@doc.gov]; Davis, Caitlin (Federal) [CDavis4@doc.gov]; Jones, Christa D [christa.d.jones@census.gov]; Risko, Daniel (Federal) [DRisko@doc.gov]; Rockas, James (Federal) [JRockas@doc.gov]; Kelley, Karen (Federal) [KKelley@doc.gov]; Burris, Meghan (Federal) [MBurris@doc.gov]; Walsh, Michael (Federal) [MWalsh@doc.gov]; Martin, Nicole (Federal) [NMartin1@doc.gov]; Brebbia, Sean (Federal) [SBrebbia@doc.gov]; Barranca, Steven (Federal) [SBarranca1@doc.gov]; Brooke, Beatrice E. (Federal) [BBrooke1@doc.gov]  
**Subject:** Fwd: Daily Self-Response Metrics 8.6.20  
**Attachments:** SR Daily Metrics 8.6.20.pdf; ATT00001.htm

Begin forwarded message:

**From:** "Christopher M Denno (CENSUS/ADDC FED)" <christopher.m.denno@census.gov>  
**Date:** August 6, 2020 at 2:14:40 PM EDT  
**To:** "Ron S Jarmin (CENSUS/DEPDIR FED)" <Ron.S.Jarmin@census.gov>, "Enrique Lamas (CENSUS/DEPDIR FED)" <Enrique.Lamas@census.gov>, "Albert E Fontenot (CENSUS/ADDC FED)" <Albert.E.Fontenot@census.gov>, "Christa D Jones (CENSUS/DEPDIR FED)" <Christa.D.Jones@census.gov>, "Ali Mohammad Ahmad (CENSUS/ADCOM FED)" <ali.m.ahmad@census.gov>, "Deborah Stempowski (CENSUS/ADDC FED)" <Deborah.M.Stempowski@census.gov>, "Michael T Thieme (CENSUS/ADDC FED)" <Michael.T.Thieme@census.gov>, "Kathleen M Styles (CENSUS/ADDC FED)" <kathleen.m.styles@census.gov>, "Alexa K Jones-Puthoff (CENSUS/DCMD FED)" <alexa.k.jones-puthoff@census.gov>, "Phani-Kumar Atri Kalluri (CENSUS/ADDC FED)" <Phani-Kumar.Atri.Kalluri@census.gov>, "Sheila M Szanyi (CENSUS/DCEO FED)" <sheila.m.szanyi@census.gov>, "Francis C McPhillips (CENSUS/DCMD FED)" <Francis.C.McPhillips@census.gov>, "Deidre C Hicks (CENSUS/DCMD FED)" <Deidre.C.Hicks@census.gov>, "Barbara M LoPresti (CENSUS/DITD FED)" <Barbara.M.LoPresti@census.gov>, "Jennifer W Reichert (CENSUS/DCMD FED)" <Jennifer.W.Reichert@census.gov>, "Suzanne Fratino (CENSUS/DCMD FED)" <Suzanne.Fratino@census.gov>, "Michael Bentley (CENSUS/DSSD FED)" <Michael.Bentley@census.gov>, "Sarah Konya (CENSUS/DSSD FED)" <Sarah.Konya@census.gov>, "James B Treat (CENSUS/DEPDIR FED)" <James.B.Treat@census.gov>, "Paul Krutsch (CENSUS/DCMD FED)" <paul.krutsch@census.gov>, "Jennifer Shopkorn (CENSUS/ADCOM FED)" <jennifer.shopkorn@census.gov>, "Luis J Cano (CENSUS/DCEO FED)" <luis.j.cano@census.gov>, "Maryann M Chapin (CENSUS/ADDC FED)" <Maryann.M.Chapin@census.gov>, "Burton H Reist (CENSUS/ADCOM FED)" <burton.h.reist@census.gov>, "Jeffrey L Bryant (CENSUS/NPC FED)" <jeffrey.l.bryant@census.gov>, "Tamara S Adams (CENSUS/ADDC FED)" <Tamara.S.Adams@census.gov>, "Earl J Letourneau (CENSUS/DSSD FED)" <Earl.J.Letourneau@census.gov>, "Patrick J Cantwell (CENSUS/DSSD FED)" <Patrick.J.Cantwell@census.gov>, "Kristen A Hearn (CENSUS/DCMD FED)" <kristen.a.hearns@census.gov>, "Stephen L Buckner (CENSUS/ADCOM FED)" <Stephen.L.Buckner@census.gov>, "Michael C Cook (CENSUS/PIO FED)" <Michael.C.Cook@census.gov>, "Christine E Taylor (CENSUS/PIO FED)" <christine.e.taylor@census.gov>, "Christopher M Denno (CENSUS/ADDC FED)" <christopher.m.denno@census.gov>, "Christopher J Stanley (CENSUS/OCIA FED)" <christopher.j.stanley@census.gov>, "Steven Dillingham (CENSUS/DEPDIR FED)" <steven.dillingham@census.gov>, "Steven K Smith (CENSUS/DEPDIR FED)" <steven.k.smith@census.gov>, "Michael John Sprung (CENSUS/DEPDIR FED)" <michael.j.sprung@census.gov>, "James T Christy (CENSUS/LA FED)" <James.T.Christy@census.gov>, "Nathaniel Cogley (CENSUS/DEPDIR FED)" <nathaniel.cogley@census.gov>, "Adam Michael Korzeniewski (CENSUS/DEPDIR FED)"

<adam.m.korzeniewski@census.gov>

**Subject: Daily Self-Response Metrics 8.6.20**

Good Afternoon,

Attached are today's daily self-response metrics. Please let me know if you have any questions.

Thank you.

**Christopher Denno**, Special Assistant

Decennial Census Programs

U.S. Census Bureau

Room **b(6)** | Office: 301.763.4092 | Mobile: **b(6)**

[census.gov](https://www.census.gov) | [@censusbureau](https://twitter.com/censusbureau)

**Shape your future. START HERE > [2020census.gov](https://2020census.gov)**

Date: August 6, 2020

Self-Response Mode		
	Prior Day	Today
Mode	8/5/20	8/6/20
Internet	80,078,081	80,190,050
Paper	13,125,317	13,341,637
Phone	1,467,169	1,475,405
<b>Total Responses All Modes</b>	<b>94,670,567</b>	<b>95,007,092</b>

Paper Response Activity		
Unprocessed Paper Responses	5,004,635	4,801,793
Processed Paper Responses	13,125,317	13,341,637
<b>Total Paper Responses</b>	<b>18,129,952</b>	<b>18,143,430</b>

CQA Call Activity		
Daily Inbound Call Volume	10,837,466	10,865,721
Total Calls Offered to CSRs	3,688,241	3,705,624
Total Phone Responses	1,467,169	1,475,405

### State by State Response Rates

State	Actual	2010 Rate (start of NRFU)	2010 Rate (Final)
U.S. Total	63.1%	63.5%	66.5%
Minnesota	72.4%	71.6%	74.1%
Wisconsin	69.7%	71.2%	73.5%
Nebraska	68.9%	68.8%	71.1%
Iowa	68.9%	71.0%	73.0%
Michigan	68.9%	65.4%	67.7%
Washington	68.8%	63.7%	67.2%
Illinois	67.9%	67.7%	70.5%
Virginia	67.8%	66.2%	69.0%
Idaho	67.6%	64.6%	67.1%
Ohio	67.4%	66.2%	69.0%
Utah	67.4%	65.4%	68.6%
Indiana	67.4%	67.0%	69.6%
Maryland	67.2%	66.5%	69.5%
Kansas	67.0%	67.4%	70.0%
Connecticut	66.9%	66.3%	69.5%
Colorado	66.4%	64.4%	67.2%
Pennsylvania	66.2%	67.8%	70.2%
Kentucky	66.0%	63.0%	65.7%
Oregon	65.5%	63.9%	66.9%
Massachusetts	65.2%	65.6%	68.8%
New Jersey	65.0%	64.4%	67.6%
California	64.5%	64.7%	68.2%
South Dakota	64.3%	65.0%	67.1%
Missouri	63.2%	65.3%	67.5%
New Hampshire	63.1%	61.5%	64.4%
North Dakota	62.6%	66.8%	68.8%

State	Actual	2010 Rate (start of NRFU)	2010 Rate (Final)
Tennessee	62.4%	63.8%	67.1%
Nevada	62.3%	58.7%	61.4%
Rhode Island	60.9%	62.8%	65.7%
Delaware	60.7%	60.8%	64.1%
Alabama	60.7%	59.5%	62.5%
Florida	60.1%	59.6%	63.0%
Arizona	59.8%	58.5%	61.3%
Hawaii	59.6%	60.7%	64.1%
District of Columbia	59.5%	62.2%	66.0%
North Carolina	59.2%	62.1%	64.8%
Georgia	58.9%	59.5%	62.5%
New York	58.9%	61.3%	64.6%
Texas	58.1%	60.3%	64.4%
Mississippi	57.9%	58.1%	61.3%
Arkansas	57.8%	59.5%	62.3%
Oklahoma	57.7%	58.9%	62.3%
Wyoming	57.4%	61.1%	63.4%
South Carolina	57.3%	62.2%	64.7%
Louisiana	57.2%	57.9%	61.0%
Montana	56.7%	62.3%	64.6%
Vermont	56.7%	58.1%	60.3%
Maine	55.3%	55.3%	57.4%
West Virginia	54.7%	56.8%	59.1%
New Mexico	53.2%	56.9%	60.0%
Alaska	49.7%	51.6%	55.6%
Puerto Rico	28.1%	51.2%	53.8%

INTERNAL - FOR OFFICIAL USE ONLY



**From:** Kelley, Karen (Federal) [KKelley@doc.gov]  
**Sent:** 8/9/2020 8:48:43 PM  
**To:** Dillingham, Steven [steven.dillingham@census.gov]; Jarmin, Ron S [ron.s.jarmin@census.gov]; Lamas, Enrique [enrique.lamas@census.gov]; Fontenot, Albert E [albert.e.fontenot@census.gov]; Jones, Christa D [christa.d.jones@census.gov]; Walsh, Michael (Federal) [MWalsh@doc.gov]; Cannon, Michael (Federal) [MCannon@doc.gov]; Treat, James B [james.b.treat@census.gov]; Thieme, Michael T [michael.t.thieme@census.gov]; Smith, Steven K [steven.k.smith@census.gov]; Stempowski, Deborah M [deborah.m.stempowski@census.gov]; Taylor, Benjamin K [benjamin.k.taylor@census.gov]; Preston, Robert (Federal) [RPreston@doc.gov]; Ziaya, David R [david.r.ziaya@census.gov]; Lane, Jennifer (Federal) [JLane@doc.gov]; Davis, Caitlin (Federal) [CDavis4@doc.gov]; Sprung, Michael J [michael.j.sprung@census.gov]; Ding, Michael (Federal) [MDing@doc.gov]; Blair, Robert (Federal) [RBlair@doc.gov]; Ahmad, Ali M [ali.m.ahmad@census.gov]; Burris, Meghan (Federal) [MBurris@doc.gov]; Rockas, James (Federal) [JRockas@doc.gov]; Risko, Daniel (Federal) [DRisko@doc.gov]; Korzeniewski, Adam M [adam.m.korzeniewski@census.gov]; Paranzino, Anthony (Federal) [AParanzino@doc.gov]; Page, Benjamin J [benjamin.j.page@census.gov]; Olson, Timothy P [timothy.p.olson@census.gov]; Christy, James T [james.t.christy@census.gov]; Cogley, Nathaniel [nathaniel.cogley@census.gov]  
**CC:** Langdon, David (Federal) [DLangdon@doc.gov]; Bingham, Vicki [Vicki.Bingham@bea.gov]; Foti, Anthony (Federal) [AFoti@doc.gov]; Wyvill, Robin L [robin.l.wyvill@census.gov]; Becker Medina, Erika H [erika.h.becker.medina@census.gov]; Olson, Stephanie (Federal) [SOlson@doc.gov]; Boney, Virginia (Federal) [VBoney@doc.gov]; Preskenis, Kevin (Federal) [KPreskenis@doc.gov]; Gilman, Thomas (Federal) [TGilman@doc.gov]; Keller, Catherine (Federal) [CKeller@doc.gov]

**Subject:** Senior Management Decennial Committee

**Location:** b(6)

**Start:** 8/10/2020 1:00:00 PM

**End:** 8/10/2020 2:00:00 PM

**Show Time As:** Tentative

**Recurrence:** Weekly  
every Monday from 1:00 PM to 2:30 PM

**Required Attendees:** Dillingham, Steven; Jarmin, Ron S; Lamas, Enrique; Fontenot, Albert E; Jones, Christa D; Walsh, Michael (Federal); Cannon, Michael (Federal); Treat, James B; Thieme, Michael T; Smith, Steven Kelly; Stempowski, Deborah M; Taylor, Benjamin K; Preston, Robert (Federal); Ziaya, David R; Lane, Jennifer (Federal); Davis, Caitlin (Federal); Sprung, Michael J; Ding, Michael (Federal); Blair, Robert (Federal); Ahmad, Ali M; Burris, Meghan (Federal); Rockas, James (Federal); Risko, Daniel (Federal); Korzeniewski, Adam M; Paranzino, Anthony (Federal); Page, Benjamin J; Olson, Timothy P; Christy, James T; Cogley, Nathaniel

**Optional Attendees:** Langdon, David (Federal); Bingham, Vicki; Foti, Anthony (Federal); Wyvill, Robin L; Becker Medina, Erika H; Olson, Stephanie (Federal); Boney, Virginia (Federal); Preskenis, Kevin (Federal); Gilman, Thomas (Federal); Keller, Catherine (Federal)

**Dial-in:** b(6)

**Participant:** b(6)

**Leader:** b(6)

---

**From:** Ali Mohammad Ahmad (CENSUS/ADCOM FED) [ali.m.ahmad@census.gov]  
**Sent:** 8/5/2020 2:14:27 PM  
**To:** Wilbur Ross [wlr@doc.gov]; Foti, Anthony (Federal) [AFoti@doc.gov]; Paranzino, Anthony (Federal) [AParanzino@doc.gov]; Davis, Caitlin (Federal) [CDavis4@doc.gov]; Jones, Christa D [christa.d.jones@census.gov]; Risko, Daniel (Federal) [DRisko@doc.gov]; Rockas, James (Federal) [JRockas@doc.gov]; Kelley, Karen (Federal) [KKelley@doc.gov]; Burris, Meghan (Federal) [MBurris@doc.gov]; Walsh, Michael (Federal) [MWalsh@doc.gov]; Martin, Nicole (Federal) [NMartin1@doc.gov]; Brebbia, Sean (Federal) [SBrebbia@doc.gov]; Barranca, Steven (Federal) [SBarranca1@doc.gov]; Brooke, Beatrice E. (Federal) [BBrooke1@doc.gov]  
**Subject:** Fwd: Daily Self-Response Metrics 8.5.20  
**Attachments:** SR Daily Metrics 8.5.20.pdf; ATT00001.htm

Begin forwarded message:

**From:** "Christopher M Denno (CENSUS/ADDC FED)" <christopher.m.denno@census.gov>  
**Date:** August 5, 2020 at 2:12:47 PM EDT  
**To:** "Ron S Jarmin (CENSUS/DEPDIR FED)" <Ron.S.Jarmin@census.gov>, "Enrique Lamas (CENSUS/DEPDIR FED)" <Enrique.Lamas@census.gov>, "Albert E Fontenot (CENSUS/ADDC FED)" <Albert.E.Fontenot@census.gov>, "Christa D Jones (CENSUS/DEPDIR FED)" <Christa.D.Jones@census.gov>, "Ali Mohammad Ahmad (CENSUS/ADCOM FED)" <ali.m.ahmad@census.gov>, "Deborah Stempowski (CENSUS/ADDC FED)" <Deborah.M.Stempowski@census.gov>, "Michael T Thieme (CENSUS/ADDC FED)" <Michael.T.Thieme@census.gov>, "Kathleen M Styles (CENSUS/ADDC FED)" <kathleen.m.styles@census.gov>, "Alexa K Jones-Puthoff (CENSUS/DCMD FED)" <alexa.k.jones-puthoff@census.gov>, "Phani-Kumar Atri Kalluri (CENSUS/ADDC FED)" <Phani-Kumar.Atri.Kalluri@census.gov>, "Sheila M Szanyi (CENSUS/DCEO FED)" <sheila.m.szanyi@census.gov>, "Francis C McPhillips (CENSUS/DCMD FED)" <Francis.C.McPhillips@census.gov>, "Deidre C Hicks (CENSUS/DCMD FED)" <Deidre.C.Hicks@census.gov>, "Barbara M LoPresti (CENSUS/DITD FED)" <Barbara.M.LoPresti@census.gov>, "Jennifer W Reichert (CENSUS/DCMD FED)" <Jennifer.W.Reichert@census.gov>, "Suzanne Fratino (CENSUS/DCMD FED)" <Suzanne.Fratino@census.gov>, "Michael Bentley (CENSUS/DSSD FED)" <Michael.Bentley@census.gov>, "Sarah Konya (CENSUS/DSSD FED)" <Sarah.Konya@census.gov>, "James B Treat (CENSUS/DEPDIR FED)" <James.B.Treat@census.gov>, "Paul Krutsch (CENSUS/DCMD FED)" <paul.krutsch@census.gov>, "Jennifer Shopkorn (CENSUS/ADCOM FED)" <jennifer.shopkorn@census.gov>, "Luis J Cano (CENSUS/DCEO FED)" <luis.j.cano@census.gov>, "Maryann M Chapin (CENSUS/ADDC FED)" <Maryann.M.Chapin@census.gov>, "Burton H Reist (CENSUS/ADCOM FED)" <burton.h.reist@census.gov>, "Jeffrey L Bryant (CENSUS/NPC FED)" <jeffrey.l.bryant@census.gov>, "Tamara S Adams (CENSUS/ADDC FED)" <Tamara.S.Adams@census.gov>, "Earl J Letourneau (CENSUS/DSSD FED)" <Earl.J.Letourneau@census.gov>, "Patrick J Cantwell (CENSUS/DSSD FED)" <Patrick.J.Cantwell@census.gov>, "Kristen A Hearn (CENSUS/DCMD FED)" <kristen.a.hearns@census.gov>, "Stephen L Buckner (CENSUS/ADCOM FED)" <Stephen.L.Buckner@census.gov>, "Michael C Cook (CENSUS/PIO FED)" <Michael.C.Cook@census.gov>, "Christine E Taylor (CENSUS/PIO FED)" <christine.e.taylor@census.gov>, "Christopher M Denno (CENSUS/ADDC FED)" <christopher.m.denno@census.gov>, "Christopher J Stanley (CENSUS/OCIA FED)" <christopher.j.stanley@census.gov>, "Steven Dillingham (CENSUS/DEPDIR FED)" <steven.dillingham@census.gov>, "Steven K Smith (CENSUS/DEPDIR FED)" <steven.k.smith@census.gov>, "Michael John Sprung (CENSUS/DEPDIR FED)" <michael.j.sprung@census.gov>, "James T Christy (CENSUS/LA FED)" <James.T.Christy@census.gov>, "Nathaniel Cogley (CENSUS/DEPDIR FED)" <nathaniel.cogley@census.gov>, "Adam Michael Korzeniewski (CENSUS/DEPDIR FED)"

<adam.m.korzeniewski@census.gov>

**Subject: Daily Self-Response Metrics 8.5.20**

Good Afternoon,

Attached are today's daily self-response metrics. Please let me know if you have any questions.

Thanks.

**Christopher Denno**, Special Assistant

Decennial Census Programs

U.S. Census Bureau

Room **b(6)** | Office: 301.763.4092 | Mobile **b(6)**

[census.gov](https://www.census.gov) | [@censusbureau](https://twitter.com/censusbureau)

**Shape your future. START HERE > [2020census.gov](https://2020census.gov)**

Date: August 5, 2020

Self-Response Mode		
	Prior Day	Today
Mode	8/4/20	8/5/20
Internet	79,967,156	80,078,081
Paper	12,891,782	13,125,317
Phone	1,458,823	1,467,169
<b>Total Responses All Modes</b>	<b>94,317,761</b>	<b>94,670,567</b>

Paper Response Activity		
Unprocessed Paper Responses	5,222,301	5,004,635
Processed Paper Responses	12,891,782	13,125,317
<b>Total Paper Responses</b>	<b>18,114,083</b>	<b>18,129,952</b>

CQA Call Activity		
Daily Inbound Call Volume	10,809,738	10,837,466
Total Calls Offered to CSRs	3,671,190	3,688,241
Total Phone Responses	1,458,823	1,467,169

### State by State Response Rates

State	Actual	2010 Rate (start of NRFU)	2010 Rate (Final)
U.S. Total	63.1%	63.5%	66.5%
Minnesota	72.3%	71.6%	74.1%
Wisconsin	69.6%	71.2%	73.5%
Nebraska	68.9%	68.8%	71.1%
Iowa	68.9%	71.0%	73.0%
Michigan	68.8%	65.4%	67.7%
Washington	68.7%	63.7%	67.2%
Illinois	67.9%	67.7%	70.5%
Virginia	67.8%	66.2%	69.0%
Idaho	67.5%	64.6%	67.1%
Ohio	67.4%	66.2%	69.0%
Utah	67.3%	65.4%	68.6%
Indiana	67.3%	67.0%	69.6%
Maryland	67.1%	66.5%	69.5%
Kansas	66.9%	67.4%	70.0%
Connecticut	66.9%	66.3%	69.5%
Colorado	66.3%	64.4%	67.2%
Pennsylvania	66.1%	67.8%	70.2%
Kentucky	66.0%	63.0%	65.7%
Oregon	65.4%	63.9%	66.9%
Massachusetts	65.2%	65.6%	68.8%
New Jersey	65.0%	64.4%	67.6%
California	64.4%	64.7%	68.2%
South Dakota	64.3%	65.0%	67.1%
Missouri	63.2%	65.3%	67.5%
New Hampshire	63.0%	61.5%	64.4%
North Dakota	62.5%	66.8%	68.8%

State	Actual	2010 Rate (start of NRFU)	2010 Rate (Final)
Tennessee	62.4%	63.8%	67.1%
Nevada	62.2%	58.7%	61.4%
Rhode Island	60.8%	62.8%	65.7%
Alabama	60.7%	59.5%	62.5%
Delaware	60.7%	60.5%	64.1%
Florida	60.0%	59.6%	63.0%
Arizona	59.8%	58.5%	61.3%
Hawaii	59.4%	60.7%	64.1%
District of Columbia	59.4%	62.2%	66.0%
North Carolina	59.2%	62.1%	64.8%
Georgia	58.8%	59.5%	62.5%
New York	58.8%	61.3%	64.6%
Texas	58.0%	60.3%	64.4%
Mississippi	57.9%	58.1%	61.3%
Arkansas	57.7%	59.5%	62.3%
Oklahoma	57.6%	58.9%	62.3%
Wyoming	57.4%	61.1%	63.4%
South Carolina	57.3%	62.2%	64.7%
Louisiana	57.2%	57.9%	61.0%
Montana	56.7%	62.3%	64.6%
Vermont	56.7%	58.1%	60.3%
Maine	55.2%	55.3%	57.4%
West Virginia	54.7%	56.8%	59.1%
New Mexico	53.1%	56.9%	60.0%
Alaska	49.6%	51.6%	55.6%
Puerto Rico	27.9%	51.2%	53.8%

INTERNAL - FOR OFFICIAL USE ONLY

---

**From:** Olson, Stephanie (Federal) [SOlson@doc.gov]  
**Sent:** 8/4/2020 12:17:18 PM  
**To:** Ahmad, Ali M [ali.m.ahmad@census.gov]  
**CC:** Foti, Anthony (Federal) [AFoti@doc.gov]; Walsh, Michael (Federal) [MWalsh@doc.gov]; Brebbia, Sean (Federal) [SBrebbia@doc.gov]; Risko, Daniel (Federal) [DRisko@doc.gov]; Burris, Meghan (Federal) [MBurris@doc.gov]; Keller, Catherine (Federal) [CKeller@doc.gov]  
**Subject:** RE: The Honorable Steven Dillingham, Director, U.S. Census Bureau

**b(5) - DP/AC** thanks.

Stephanie Olson  
Acting Deputy General Counsel for Litigation  
D: 202.482.5981  
M: **b(6)**

---

**From:** Ali Mohammad Ahmad (CENSUS/ADCOM FED) <ali.m.ahmad@census.gov>  
**Sent:** Tuesday, August 4, 2020 12:13 PM  
**To:** Olson, Stephanie (Federal) <SOlson@doc.gov>  
**Cc:** Foti, Anthony (Federal) <AFoti@doc.gov>; Walsh, Michael (Federal) <MWalsh@doc.gov>; Brebbia, Sean (Federal) <SBrebbia@doc.gov>; Risko, Daniel (Federal) <DRisko@doc.gov>; Burris, Meghan (Federal) <MBurris@doc.gov>; Keller, Catherine (Federal) <CKeller@doc.gov>  
**Subject:** Re: The Honorable Steven Dillingham, Director, U.S. Census Bureau

**b(5) - DP/AC**

On Aug 4, 2020, at 11:28 AM, Olson, Stephanie (Federal) <SOlson@doc.gov> wrote:

Thank you! Adding Catherine for awareness as well. Happy to discuss.

Stephanie Olson  
Acting Deputy General Counsel for Litigation  
D: 202.482.5981  
M: **b(6)**

---

**From:** Foti, Anthony (Federal) <AFoti@doc.gov>  
**Sent:** Tuesday, August 4, 2020 11:27 AM  
**To:** Ahmad, Ali M <ali.m.ahmad@census.gov>  
**Cc:** Walsh, Michael (Federal) <MWalsh@doc.gov>; Brebbia, Sean (Federal) <SBrebbia@doc.gov>; Risko, Daniel (Federal) <DRisko@doc.gov>; Burris, Meghan (Federal) <MBurris@doc.gov>; Olson, Stephanie (Federal) <SOlson@doc.gov>  
**Subject:** Re: The Honorable Steven Dillingham, Director, U.S. Census Bureau

Adding Stephanie Olson.

Anthony Foti  
Performing the delegated duties of the  
Assistant Secretary for Legislative and Intergovernmental Affairs  
U.S. Department of Commerce

1401 Constitution Ave, NW  
Washington, DC 20230  
202-482-1148

On Aug 4, 2020, at 10:04 AM, Ali Mohammad Ahmad (CENSUS/ADCOM FED) <[ali.m.ahmad@census.gov](mailto:ali.m.ahmad@census.gov)> wrote:

**b(5) - DP**

I'd like to huddle about this very soon.

Begin forwarded message:

**From:** "Christopher J Stanley (CENSUS/OCIA FED)" <[christopher.j.stanley@census.gov](mailto:christopher.j.stanley@census.gov)>  
**Date:** August 4, 2020 at 10:01:08 AM EDT  
**To:** "Steven Dillingham (CENSUS/DEPDIR FED)" <[steven.dillingham@census.gov](mailto:steven.dillingham@census.gov)>, "Ali Mohammad Ahmad (CENSUS/ADCOM FED)" <[ali.m.ahmad@census.gov](mailto:ali.m.ahmad@census.gov)>  
**Subject:** Fw: The Honorable Steven Dillingham, Director, U.S. Census Bureau

FYI.

---

**From:** Goss, Trinity <[Trinity.Goss@mail.house.gov](mailto:Trinity.Goss@mail.house.gov)>  
**Sent:** Tuesday, August 4, 2020 9:54 AM  
**To:** Enrique Lamas (CENSUS/DEPDIR FED) <[Enrique.Lamas@census.gov](mailto:Enrique.Lamas@census.gov)>; Timothy P Olson (CENSUS/ADFO FED) <[Timothy.P.Olson@census.gov](mailto:Timothy.P.Olson@census.gov)>; Albert E Fontenot (CENSUS/ADDC FED) <[Albert.E.Fontenot@census.gov](mailto:Albert.E.Fontenot@census.gov)>; John Maron Abowd (CENSUS/ADRM FED) <[john.maron.abowd@census.gov](mailto:john.maron.abowd@census.gov)>; 'AKorzeniewski@doc.gov' <[AKorzeniewski@doc.gov](mailto:AKorzeniewski@doc.gov)>; Adam Michael Korzeniewski (CENSUS/DEPDIR FED) <[adam.m.korzeniewski@census.gov](mailto:adam.m.korzeniewski@census.gov)>; 'NCogley@doc.gov' <[NCogley@doc.gov](mailto:NCogley@doc.gov)>; Nathaniel Cogley (CENSUS/DEPDIR FED) <[nathaniel.cogley@census.gov](mailto:nathaniel.cogley@census.gov)>; Christopher J Stanley (CENSUS/OCIA FED) <[christopher.j.stanley@census.gov](mailto:christopher.j.stanley@census.gov)>; Ron S Jarmin (CENSUS/DEPDIR FED) <[Ron.S.Jarmin@census.gov](mailto:Ron.S.Jarmin@census.gov)>; Christopher J Stanley (CENSUS/OCIA FED) <[christopher.j.stanley@census.gov](mailto:christopher.j.stanley@census.gov)>  
**Cc:** Kim, Janet <[Janet.Kim@mail.house.gov](mailto:Janet.Kim@mail.house.gov)>; Anderson, Tori <[Tori.Anderson@mail.house.gov](mailto:Tori.Anderson@mail.house.gov)>; Whitcomb, Max <[Max.Whitcomb@mail.house.gov](mailto:Max.Whitcomb@mail.house.gov)>; LaNier, Elisa <[Elisa.LaNier@mail.house.gov](mailto:Elisa.LaNier@mail.house.gov)>; Jones, Taylor <[Taylor.Jones@mail.house.gov](mailto:Taylor.Jones@mail.house.gov)>; MacPherson, Cameron <[Cameron.MacPherson@mail.house.gov](mailto:Cameron.MacPherson@mail.house.gov)>; Bush, Anthony <[Anthony.Bush@mail.house.gov](mailto:Anthony.Bush@mail.house.gov)>  
**Subject:** The Honorable Steven Dillingham, Director, U.S. Census Bureau

Hello---

Please see the letter from Chairwoman Carolyn B. Maloney, Committee on Oversight and Reform, to The Honorable Steven Dillingham, Director, U.S. Census Bureau.

Please acknowledge receipt of letter.

Thank you,

Trinity Goss

Trinity M. E. Goss | Executive Team Coordinator  
Chairwoman Carolyn B. Maloney, Committee on Oversight and Reform  
[Trinity.Goss@mail.house.gov](mailto:Trinity.Goss@mail.house.gov) | (202) 225-5051

<2020-08-04.CBM to Dillingham re Transcribed Interviews.pdf>

---

**From:** Ali Mohammad Ahmad (CENSUS/ADCOM FED) [ali.m.ahmad@census.gov]  
**Sent:** 8/3/2020 12:10:13 PM  
**To:** Wilbur Ross [wlr@doc.gov]; Foti, Anthony (Federal) [AFoti@doc.gov]; Paranzino, Anthony (Federal) [AParanzino@doc.gov]; Davis, Caitlin (Federal) [CDavis4@doc.gov]; Jones, Christa D [christa.d.jones@census.gov]; Risko, Daniel (Federal) [DRisko@doc.gov]; Rockas, James (Federal) [JRockas@doc.gov]; Kelley, Karen (Federal) [KKelley@doc.gov]; Burris, Meghan (Federal) [MBurris@doc.gov]; Ding, Michael (Federal) [MDing@doc.gov]; Walsh, Michael (Federal) [MWalsh@doc.gov]; Martin, Nicole (Federal) [NMartin1@doc.gov]; Brebbia, Sean (Federal) [SBrebbia@doc.gov]; Barranca, Steven (Federal) [SBarranca1@doc.gov]; Brooke, Beatrice E. (Federal) [BBrooke1@doc.gov]  
**Subject:** Fwd: Daily Self-Response Metrics 8.3.20  
**Attachments:** SR Daily Metrics 8.3.20.pdf; ATT00001.htm

Begin forwarded message:

**From:** "Christopher M Denno (CENSUS/ADDC FED)" <christopher.m.denno@census.gov>  
**Date:** August 3, 2020 at 12:00:26 PM EDT  
**To:** "Ron S Jarmin (CENSUS/DEPDIR FED)" <Ron.S.Jarmin@census.gov>, "Enrique Lamas (CENSUS/DEPDIR FED)" <Enrique.Lamas@census.gov>, "Albert E Fontenot (CENSUS/ADDC FED)" <Albert.E.Fontenot@census.gov>, "Christa D Jones (CENSUS/DEPDIR FED)" <Christa.D.Jones@census.gov>, "Ali Mohammad Ahmad (CENSUS/ADCOM FED)" <ali.m.ahmad@census.gov>, "Deborah Stempowski (CENSUS/ADDC FED)" <Deborah.M.Stempowski@census.gov>, "Michael T Thieme (CENSUS/ADDC FED)" <Michael.T.Thieme@census.gov>, "Kathleen M Styles (CENSUS/ADDC FED)" <kathleen.m.styles@census.gov>, "Alexa K Jones-Puthoff (CENSUS/DCMD FED)" <alexa.k.jones-puthoff@census.gov>, "Phani-Kumar Atri Kalluri (CENSUS/ADDC FED)" <Phani-Kumar.Atri.Kalluri@census.gov>, "Sheila M Szanyi (CENSUS/DCEO FED)" <sheila.m.szanyi@census.gov>, "Francis C McPhillips (CENSUS/DCMD FED)" <Francis.C.McPhillips@census.gov>, "Deidre C Hicks (CENSUS/DCMD FED)" <Deidre.C.Hicks@census.gov>, "Barbara M LoPresti (CENSUS/DITD FED)" <Barbara.M.LoPresti@census.gov>, "Jennifer W Reichert (CENSUS/DCMD FED)" <Jennifer.W.Reichert@census.gov>, "Suzanne Fratino (CENSUS/DCMD FED)" <Suzanne.Fratino@census.gov>, "Michael Bentley (CENSUS/DSSD FED)" <Michael.Bentley@census.gov>, "Sarah Konya (CENSUS/DSSD FED)" <Sarah.Konya@census.gov>, "James B Treat (CENSUS/DEPDIR FED)" <James.B.Treat@census.gov>, "Paul Krutsch (CENSUS/DCMD FED)" <paul.krutsch@census.gov>, "Jennifer Shopkorn (CENSUS/ADCOM FED)" <jennifer.shopkorn@census.gov>, "Luis J Cano (CENSUS/DCEO FED)" <luis.j.cano@census.gov>, "Maryann M Chapin (CENSUS/ADDC FED)" <Maryann.M.Chapin@census.gov>, "Burton H Reist (CENSUS/ADCOM FED)" <burton.h.reist@census.gov>, "Jeffrey L Bryant (CENSUS/NPC FED)" <jeffrey.l.bryant@census.gov>, "Tamara S Adams (CENSUS/ADDC FED)" <Tamara.S.Adams@census.gov>, "Earl J Letourneau (CENSUS/DSSD FED)" <Earl.J.Letourneau@census.gov>, "Patrick J Cantwell (CENSUS/DSSD FED)" <Patrick.J.Cantwell@census.gov>, "Kristen A Hearn (CENSUS/DCMD FED)" <kristen.a.hearns@census.gov>, "Stephen L Buckner (CENSUS/ADCOM FED)" <Stephen.L.Buckner@census.gov>, "Michael C Cook (CENSUS/PIO FED)" <Michael.C.Cook@census.gov>, "Christine E Taylor (CENSUS/PIO FED)" <christine.e.taylor@census.gov>, "Christopher M Denno (CENSUS/ADDC FED)" <christopher.m.denno@census.gov>, "Christopher J Stanley (CENSUS/OCIA FED)" <christopher.j.stanley@census.gov>, "Steven Dillingham (CENSUS/DEPDIR FED)" <steven.dillingham@census.gov>, "Steven K Smith (CENSUS/DEPDIR FED)" <steven.k.smith@census.gov>, "Michael John Sprung (CENSUS/DEPDIR FED)" <michael.j.sprung@census.gov>, "James T Christy (CENSUS/LA FED)" <James.T.Christy@census.gov>, "Nathaniel Cogley (CENSUS/DEPDIR FED)"



<nathaniel.cogley@census.gov>, "Adam Michael Korzeniewski (CENSUS/DEPDIR FED)"

<adam.m.korzeniewski@census.gov>

**Subject: Daily Self-Response Metrics 8.3.20**

Good Afternoon,

Attached are today's daily self-response metrics. Please let me know if you have any questions.

Thanks.

**Christopher Denno**, Special Assistant

Decennial Census Programs

U.S. Census Bureau

Room **b(6)** | Office: 301.763.4092 | Mobile: **b(6)**

[census.gov](https://www.census.gov) | [@censusbureau](https://twitter.com/censusbureau)

**Shape your future. START HERE > [2020census.gov](https://2020census.gov)**

Date: August 3, 2020

Self-Response Mode		
	Prior Day	Today
Mode	8/2/20	8/3/20
Internet	79,826,705	79,882,011
Paper	12,701,332	12,701,332
Phone	1,447,942	1,450,597
<b>Total Responses All Modes</b>	<b>93,975,979</b>	<b>94,033,940</b>

Paper Response Activity		
Unprocessed Paper Responses	5,400,233	5,402,987
Processed Paper Responses	12,701,332	12,701,332
<b>Total Paper Responses</b>	<b>18,101,565</b>	<b>18,104,319</b>

CQA Call Activity		
Daily Inbound Call Volume	10,773,288	10,782,366
Total Calls Offered to CSRs	3,650,059	3,654,916
Total Phone Responses	1,447,942	1,450,597

### State by State Response Rates

State	Actual	2010 Rate (start of NRFU)	2010 Rate (Final)
U.S. Total	62.9%	63.5%	66.5%
Minnesota	72.2%	71.6%	74.1%
Wisconsin	69.5%	71.2%	73.5%
Nebraska	68.8%	68.8%	71.1%
Iowa	68.8%	71.0%	73.0%
Michigan	68.8%	65.4%	67.7%
Washington	68.4%	63.7%	67.2%
Illinois	67.7%	67.7%	70.5%
Virginia	67.7%	66.2%	69.0%
Ohio	67.3%	66.2%	69.0%
Idaho	67.3%	64.6%	67.1%
Utah	67.3%	65.4%	68.6%
Indiana	67.2%	67.0%	69.6%
Maryland	66.9%	66.5%	69.5%
Kansas	66.7%	67.4%	70.0%
Connecticut	66.7%	66.3%	69.5%
Colorado	66.2%	64.4%	67.2%
Pennsylvania	66.0%	67.8%	70.2%
Kentucky	65.9%	63.0%	65.7%
Oregon	65.2%	63.9%	66.9%
Massachusetts	65.0%	65.6%	68.8%
New Jersey	64.9%	64.4%	67.6%
California	64.2%	64.7%	68.2%
South Dakota	64.2%	65.0%	67.1%
Missouri	63.1%	65.3%	67.5%
New Hampshire	62.9%	61.5%	64.4%
North Dakota	62.4%	66.8%	68.8%

State	Actual	2010 Rate (start of NRFU)	2010 Rate (Final)
Tennessee	62.3%	63.8%	67.1%
Nevada	62.1%	58.7%	61.4%
Rhode Island	60.7%	62.8%	65.7%
Alabama	60.6%	59.5%	62.5%
Delaware	60.6%	60.8%	64.1%
Florida	59.9%	59.6%	63.0%
Arizona	59.7%	58.5%	61.3%
District of Columbia	59.2%	62.2%	66.0%
Hawaii	59.2%	60.7%	64.1%
North Carolina	59.1%	62.1%	64.8%
Georgia	58.7%	59.5%	62.5%
New York	58.6%	61.5%	64.6%
Texas	57.9%	60.3%	64.4%
Mississippi	57.8%	58.1%	61.3%
Arkansas	57.6%	59.5%	62.3%
Oklahoma	57.5%	58.9%	62.3%
Wyoming	57.3%	61.1%	63.4%
South Carolina	57.2%	62.2%	64.7%
Louisiana	57.1%	57.9%	61.0%
Montana	56.6%	62.3%	64.6%
Vermont	56.6%	58.1%	60.3%
Maine	55.0%	55.3%	57.4%
West Virginia	54.6%	56.8%	59.1%
New Mexico	52.9%	56.9%	60.0%
Alaska	49.4%	51.6%	55.6%
Puerto Rico	27.6%	51.2%	53.8%

INTERNAL - FOR OFFICIAL USE ONLY

**From:** Ali Mohammad Ahmad (CENSUS/ADCOM FED) [ali.m.ahmad@census.gov]  
**Sent:** 8/4/2020 10:19:44 AM  
**To:** Walsh, Michael (Federal) [MWalsh@doc.gov]; Foti, Anthony (Federal) [AFoti@doc.gov]; Brebbia, Sean (Federal) [SBrebbia@doc.gov]; Risko, Daniel (Federal) [DRisko@doc.gov]; Burris, Meghan (Federal) [MBurris@doc.gov]; Stanley, Christopher J [christopher.j.stanley@census.gov]  
**Subject:** Re: The Honorable Steven Dillingham, Director, U.S. Census Bureau

CONFIDENTIAL. DRAFT. PRECISIONAL.

And here is the release: <https://oversight.house.gov/news/press-releases/oversight-chair-denounces-partisan-manipulation-of-the-2020-census>

**b(5) - DP/AC**

**Ali Ahmad**, Associate Director  
Communications Directorate  
U.S. Census Bureau

O: 301-763-8789 | M: **b(6)**

[Ali.M.Ahmad@census.gov](mailto:Ali.M.Ahmad@census.gov)

[census.gov](https://census.gov) | [@uscensusbureau](https://twitter.com/uscensusbureau)

---

**From:** Ali Mohammad Ahmad (CENSUS/ADCOM FED)  
**Sent:** Tuesday, August 4, 2020 10:03 AM  
**To:** Michael Walsh <MWalsh@doc.gov>; Anthony Foti <afoti@doc.gov>; Sean Brebbia <sbrebbia@doc.gov>; Daniel Risko <DRisko@doc.gov>; Meghan Burris <MBurris@doc.gov>  
**Subject:** Fwd: The Honorable Steven Dillingham, Director, U.S. Census Bureau

**b(5) - DP/AC**

I'd like to huddle about this very soon.

Begin forwarded message:

**From:** "Christopher J Stanley (CENSUS/OCIA FED)" <christopher.j.stanley@census.gov>  
**Date:** August 4, 2020 at 10:01:08 AM EDT  
**To:** "Steven Dillingham (CENSUS/DEPDIR FED)" <steven.dillingham@census.gov>, "Ali Mohammad Ahmad (CENSUS/ADCOM FED)" <ali.m.ahmad@census.gov>  
**Subject:** Fw: The Honorable Steven Dillingham, Director, U.S. Census Bureau

FYI.

---

**From:** Goss, Trinity <Trinity.Goss@mail.house.gov>

**Sent:** Tuesday, August 4, 2020 9:54 AM

**To:** Enrique Lamas (CENSUS/DEPDIR FED) <Enrique.Lamas@census.gov>; Timothy P Olson (CENSUS/ADFO FED) <Timothy.P.Olson@census.gov>; Albert E Fontenot (CENSUS/ADDC FED) <Albert.E.Fontenot@census.gov>; John Maron Abowd (CENSUS/ADRM FED) <john.maron.abowd@census.gov>; 'AKorzeniewski@doc.gov' <AKorzeniewski@doc.gov>; Adam Michael Korzeniewski (CENSUS/DEPDIR FED) <adam.m.korzeniewski@census.gov>; 'NCogley@doc.gov' <NCogley@doc.gov>; Nathaniel Cogley (CENSUS/DEPDIR FED) <nathaniel.cogley@census.gov>; Christopher J Stanley (CENSUS/OCIA FED) <christopher.j.stanley@census.gov>; Ron S Jarmin (CENSUS/DEPDIR FED) <Ron.S.Jarmin@census.gov>; Christopher J Stanley (CENSUS/OCIA FED) <christopher.j.stanley@census.gov>

**Cc:** Kim, Janet <Janet.Kim@mail.house.gov>; Anderson, Tori <Tori.Anderson@mail.house.gov>; Whitcomb, Max <Max.Whitcomb@mail.house.gov>; LaNier, Elisa <Elisa.LaNier@mail.house.gov>; Jones, Taylor <Taylor.Jones@mail.house.gov>; MacPherson, Cameron <Cameron.MacPherson@mail.house.gov>; Bush, Anthony <Anthony.Bush@mail.house.gov>

**Subject:** The Honorable Steven Dillingham, Director, U.S. Census Bureau

Hello---

Please see the letter from Chairwoman Carolyn B. Maloney, Committee on Oversight and Reform, to The Honorable Steven Dillingham, Director, U.S. Census Bureau.

Please acknowledge receipt of letter.

Thank you,

Trinity Goss

Trinity M. E. Goss | Executive Team Coordinator  
Chairwoman Carolyn B. Maloney, Committee on Oversight and Reform  
[Trinity.Goss@mail.house.gov](mailto:Trinity.Goss@mail.house.gov) | (202) 225-5051

---

**From:** Ali Mohammad Ahmad (CENSUS/ADCOM FED) [ali.m.ahmad@census.gov]  
**Sent:** 8/4/2020 2:38:11 PM  
**To:** Wilbur Ross [wlr@doc.gov]; Foti, Anthony (Federal) [AFoti@doc.gov]; Paranzino, Anthony (Federal) [AParanzino@doc.gov]; Davis, Caitlin (Federal) [CDavis4@doc.gov]; Jones, Christa D [christa.d.jones@census.gov]; Risko, Daniel (Federal) [DRisko@doc.gov]; Rockas, James (Federal) [JRockas@doc.gov]; Kelley, Karen (Federal) [KKelley@doc.gov]; Burris, Meghan (Federal) [MBurris@doc.gov]; Walsh, Michael (Federal) [MWalsh@doc.gov]; Martin, Nicole (Federal) [NMartin1@doc.gov]; Brebbia, Sean (Federal) [SBrebbia@doc.gov]; Barranca, Steven (Federal) [SBarranca1@doc.gov]; Brooke, Beatrice E. (Federal) [BBrooke1@doc.gov]  
**Subject:** Fwd: Daily Self-Response Metrics 8.4.20  
**Attachments:** SR Daily Metrics 8.4.20.pdf; ATT00001.htm

Begin forwarded message:

**From:** "Christopher M Denno (CENSUS/ADDC FED)" <christopher.m.denno@census.gov>  
**Date:** August 4, 2020 at 2:37:44 PM EDT  
**To:** "Ron S Jarmin (CENSUS/DEPDIR FED)" <Ron.S.Jarmin@census.gov>, "Enrique Lamas (CENSUS/DEPDIR FED)" <Enrique.Lamas@census.gov>, "Albert E Fontenot (CENSUS/ADDC FED)" <Albert.E.Fontenot@census.gov>, "Christa D Jones (CENSUS/DEPDIR FED)" <Christa.D.Jones@census.gov>, "Ali Mohammad Ahmad (CENSUS/ADCOM FED)" <ali.m.ahmad@census.gov>, "Deborah Stempowski (CENSUS/ADDC FED)" <Deborah.M.Stempowski@census.gov>, "Michael T Thieme (CENSUS/ADDC FED)" <Michael.T.Thieme@census.gov>, "Kathleen M Styles (CENSUS/ADDC FED)" <kathleen.m.styles@census.gov>, "Alexa K Jones-Puthoff (CENSUS/DCMD FED)" <alexa.k.jones-puthoff@census.gov>, "Phani-Kumar Atri Kalluri (CENSUS/ADDC FED)" <Phani-Kumar.Atri.Kalluri@census.gov>, "Sheila M Szanyi (CENSUS/DCEO FED)" <sheila.m.szanyi@census.gov>, "Francis C McPhillips (CENSUS/DCMD FED)" <Francis.C.McPhillips@census.gov>, "Deidre C Hicks (CENSUS/DCMD FED)" <Deidre.C.Hicks@census.gov>, "Barbara M LoPresti (CENSUS/DITD FED)" <Barbara.M.LoPresti@census.gov>, "Jennifer W Reichert (CENSUS/DCMD FED)" <Jennifer.W.Reichert@census.gov>, "Suzanne Fratio (CENSUS/DCMD FED)" <Suzanne.Fratio@census.gov>, "Michael Bentley (CENSUS/DSSD FED)" <Michael.Bentley@census.gov>, "Sarah Konya (CENSUS/DSSD FED)" <Sarah.Konya@census.gov>, "James B Treat (CENSUS/DEPDIR FED)" <James.B.Treat@census.gov>, "Paul Krutsch (CENSUS/DCMD FED)" <paul.krutsch@census.gov>, "Jennifer Shopkorn (CENSUS/ADCOM FED)" <jennifer.shopkorn@census.gov>, "Luis J Cano (CENSUS/DCEO FED)" <luis.j.cano@census.gov>, "Maryann M Chapin (CENSUS/ADDC FED)" <Maryann.M.Chapin@census.gov>, "Burton H Reist (CENSUS/ADCOM FED)" <burton.h.reist@census.gov>, "Jeffrey L Bryant (CENSUS/NPC FED)" <jeffrey.l.bryant@census.gov>, "Tamara S Adams (CENSUS/ADDC FED)" <Tamara.S.Adams@census.gov>, "Earl J Letourneau (CENSUS/DSSD FED)" <Earl.J.Letourneau@census.gov>, "Patrick J Cantwell (CENSUS/DSSD FED)" <Patrick.J.Cantwell@census.gov>, "Kristen A Hearn (CENSUS/DCMD FED)" <kristen.a.hearns@census.gov>, "Stephen L Buckner (CENSUS/ADCOM FED)" <Stephen.L.Buckner@census.gov>, "Michael C Cook (CENSUS/PIO FED)" <Michael.C.Cook@census.gov>, "Christine E Taylor (CENSUS/PIO FED)" <christine.e.taylor@census.gov>, "Christopher M Denno (CENSUS/ADDC FED)" <christopher.m.denno@census.gov>, "Christopher J Stanley (CENSUS/OCIA FED)" <christopher.j.stanley@census.gov>, "Steven Dillingham (CENSUS/DEPDIR FED)" <steven.dillingham@census.gov>, "Steven K Smith (CENSUS/DEPDIR FED)" <steven.k.smith@census.gov>, "Michael John Sprung (CENSUS/DEPDIR FED)" <michael.j.sprung@census.gov>, "James T Christy (CENSUS/LA FED)" <James.T.Christy@census.gov>, "Nathaniel Cogley (CENSUS/DEPDIR FED)" <nathaniel.cogley@census.gov>, "Adam Michael Korzeniewski (CENSUS/DEPDIR FED)"

<adam.m.korzeniewski@census.gov>

**Subject: Daily Self-Response Metrics 8.4.20**

Good Afternoon,

Attached are today's daily self-response metrics. Please let me know if you have any questions.

Thanks.

**Christopher Denno**, Special Assistant

Decennial Census Programs

U.S. Census Bureau

Room **b(6)** | Office: 301.763.4092 | Mobile: **b(6)**

[census.gov](https://www.census.gov) | [@censusbureau](https://twitter.com/censusbureau)

**Shape your future. START HERE > [2020census.gov](https://2020census.gov)**

Date: August 4, 2020

Self-Response Mode		
	Prior Day	Today
Mode	8/3/20	8/4/20
Internet	79,882,011	79,967,156
Paper	12,701,332	12,891,782
Phone	1,450,597	1,458,823
<b>Total Responses All Modes</b>	<b>94,033,940</b>	<b>94,317,761</b>

Paper Response Activity		
Unprocessed Paper Responses	5,402,987	5,222,301
Processed Paper Responses	12,701,332	12,891,782
<b>Total Paper Responses</b>	<b>18,104,319</b>	<b>18,114,083</b>

CQA Call Activity		
Daily Inbound Call Volume	10,782,366	10,809,738
Total Calls Offered to CSRs	3,654,916	3,671,190
Total Phone Responses	1,450,597	1,458,823

### State by State Response Rates

State	Actual	2010 Rate (start of NRFU)	2010 Rate (Final)
U.S. Total	63.8%	63.5%	66.5%
Minnesota	72.3%	71.6%	74.1%
Wisconsin	69.6%	71.2%	73.5%
Nebraska	68.9%	68.8%	71.1%
Iowa	68.8%	71.0%	73.0%
Michigan	68.8%	65.4%	67.7%
Washington	68.5%	63.7%	67.2%
Illinois	67.8%	67.7%	70.5%
Virginia	67.7%	65.2%	69.0%
Idaho	67.4%	64.6%	67.1%
Ohio	67.3%	65.2%	69.0%
Utah	67.3%	65.4%	68.6%
Indiana	67.2%	67.0%	69.6%
Maryland	67.0%	66.5%	69.5%
Connecticut	66.8%	66.3%	69.5%
Kansas	66.8%	67.4%	70.0%
Colorado	66.2%	64.4%	67.2%
Pennsylvania	66.0%	67.8%	70.2%
Kentucky	65.9%	63.0%	65.7%
Oregon	65.3%	63.9%	66.9%
Massachusetts	65.1%	65.6%	68.8%
New Jersey	64.9%	64.4%	67.6%
California	64.3%	64.7%	68.2%
South Dakota	64.2%	65.0%	67.1%
Missouri	63.1%	65.3%	67.5%
New Hampshire	63.0%	61.5%	64.4%
North Dakota	62.4%	66.8%	68.8%

State	Actual	2010 Rate (start of NRFU)	2010 Rate (Final)
Tennessee	62.3%	63.8%	67.1%
Nevada	62.2%	58.7%	61.4%
Rhode Island	60.8%	62.8%	65.7%
Delaware	60.6%	60.8%	64.1%
Alabama	60.6%	59.5%	62.5%
Florida	60.0%	59.6%	63.0%
Arizona	59.7%	58.5%	61.3%
District of Columbia	59.3%	62.2%	65.0%
Hawaii	59.3%	60.7%	64.1%
North Carolina	59.1%	62.1%	64.8%
Georgia	58.7%	59.5%	62.5%
New York	58.7%	61.3%	64.6%
Texas	57.9%	60.3%	64.4%
Mississippi	57.8%	58.1%	61.3%
Arkansas	57.7%	59.5%	62.3%
Oklahoma	57.6%	58.9%	62.3%
Wyoming	57.3%	61.1%	63.4%
South Carolina	57.2%	62.2%	64.7%
Louisiana	57.1%	57.9%	61.0%
Montana	56.6%	62.3%	64.6%
Vermont	56.6%	58.1%	60.3%
Maine	55.1%	55.3%	57.4%
West Virginia	54.6%	56.8%	59.1%
New Mexico	53.0%	56.9%	60.0%
Alaska	49.5%	51.6%	55.6%
Puerto Rico	27.7%	51.2%	53.8%

INTERNAL - FOR OFFICIAL USE ONLY

---

**From:** Ali Mohammad Ahmad (CENSUS/ADCOM FED) [ali.m.ahmad@census.gov]  
**Sent:** 8/1/2020 11:11:32 AM  
**To:** Wilbur Ross [wlr@doc.gov]; Foti, Anthony (Federal) [AFoti@doc.gov]; Paranzino, Anthony (Federal) [AParanzino@doc.gov]; Davis, Caitlin (Federal) [CDavis4@doc.gov]; Jones, Christa D [christa.d.jones@census.gov]; Risko, Daniel (Federal) [DRisko@doc.gov]; Rockas, James (Federal) [JRockas@doc.gov]; Kelley, Karen (Federal) [KKelley@doc.gov]; Burris, Meghan (Federal) [MBurris@doc.gov]; Ding, Michael (Federal) [MDing@doc.gov]; Walsh, Michael (Federal) [MWalsh@doc.gov]; Martin, Nicole (Federal) [NMartin1@doc.gov]; Brebbia, Sean (Federal) [SBrebbia@doc.gov]; Barranca, Steven (Federal) [SBarranca1@doc.gov]; Brooke, Beatrice E. (Federal) [BBrooke1@doc.gov]  
**Subject:** Fwd: Daily Self-Response Metrics 8.1.20  
**Attachments:** SR Daily Metrics 8.1.20.pdf; ATT00001.htm

Begin forwarded message:

**From:** "Christopher M Denno (CENSUS/ADDC FED)" <christopher.m.denno@census.gov>  
**Date:** August 1, 2020 at 10:54:30 AM EDT  
**To:** "Ron S Jarmin (CENSUS/DEPDIR FED)" <Ron.S.Jarmin@census.gov>, "Enrique Lamas (CENSUS/DEPDIR FED)" <Enrique.Lamas@census.gov>, "Albert E Fontenot (CENSUS/ADDC FED)" <Albert.E.Fontenot@census.gov>, "Christa D Jones (CENSUS/DEPDIR FED)" <Christa.D.Jones@census.gov>, "Ali Mohammad Ahmad (CENSUS/ADCOM FED)" <ali.m.ahmad@census.gov>, "Deborah Stempowski (CENSUS/ADDC FED)" <Deborah.M.Stempowski@census.gov>, "Michael T Thieme (CENSUS/ADDC FED)" <Michael.T.Thieme@census.gov>, "Kathleen M Styles (CENSUS/ADDC FED)" <kathleen.m.styles@census.gov>, "Alexa K Jones-Puthoff (CENSUS/DCMD FED)" <alexa.k.jones-puthoff@census.gov>, "Phani-Kumar Atri Kalluri (CENSUS/ADDC FED)" <Phani-Kumar.Atri.Kalluri@census.gov>, "Sheila M Szanyi (CENSUS/DCEO FED)" <sheila.m.szanyi@census.gov>, "Francis C McPhillips (CENSUS/DCMD FED)" <Francis.C.McPhillips@census.gov>, "Deidre C Hicks (CENSUS/DCMD FED)" <Deidre.C.Hicks@census.gov>, "Barbara M LoPresti (CENSUS/DITD FED)" <Barbara.M.LoPresti@census.gov>, "Jennifer W Reichert (CENSUS/DCMD FED)" <Jennifer.W.Reichert@census.gov>, "Suzanne Fratino (CENSUS/DCMD FED)" <Suzanne.Fratino@census.gov>, "Michael Bentley (CENSUS/DSSD FED)" <Michael.Bentley@census.gov>, "Sarah Konya (CENSUS/DSSD FED)" <Sarah.Konya@census.gov>, "James B Treat (CENSUS/DEPDIR FED)" <James.B.Treat@census.gov>, "Paul Krutsch (CENSUS/DCMD FED)" <paul.krutsch@census.gov>, "Jennifer Shopkorn (CENSUS/ADCOM FED)" <jennifer.shopkorn@census.gov>, "Luis J Cano (CENSUS/DCEO FED)" <luis.j.cano@census.gov>, "Maryann M Chapin (CENSUS/ADDC FED)" <Maryann.M.Chapin@census.gov>, "Burton H Reist (CENSUS/ADCOM FED)" <burton.h.reist@census.gov>, "Jeffrey L Bryant (CENSUS/NPC FED)" <jeffrey.l.bryant@census.gov>, "Tamara S Adams (CENSUS/ADDC FED)" <Tamara.S.Adams@census.gov>, "Earl J Letourneau (CENSUS/DSSD FED)" <Earl.J.Letourneau@census.gov>, "Patrick J Cantwell (CENSUS/DSSD FED)" <Patrick.J.Cantwell@census.gov>, "Kristen A Hearn (CENSUS/DCMD FED)" <kristen.a.hearns@census.gov>, "Stephen L Buckner (CENSUS/ADCOM FED)" <Stephen.L.Buckner@census.gov>, "Michael C Cook (CENSUS/PIO FED)" <Michael.C.Cook@census.gov>, "Christine E Taylor (CENSUS/PIO FED)" <christine.e.taylor@census.gov>, "Christopher M Denno (CENSUS/ADDC FED)" <christopher.m.denno@census.gov>, "Christopher J Stanley (CENSUS/OCIA FED)" <christopher.j.stanley@census.gov>, "Steven Dillingham (CENSUS/DEPDIR FED)" <steven.dillingham@census.gov>, "Steven K Smith (CENSUS/DEPDIR FED)" <steven.k.smith@census.gov>, "Michael John Sprung (CENSUS/DEPDIR FED)" <michael.j.sprung@census.gov>, "James T Christy (CENSUS/LA FED)" <James.T.Christy@census.gov>, "Nathaniel Cogley (CENSUS/DEPDIR FED)"



<nathaniel.cogley@census.gov>, "Adam Michael Korzeniewski (CENSUS/DEPDIR FED)"

<adam.m.korzeniewski@census.gov>

**Subject: Daily Self-Response Metrics 8.1.20**

Good Morning,

Attached are today's daily self-response metrics. Please let me know if you have any questions and have a great rest of your Saturday!

Thanks.

**Christopher Denno**, Special Assistant

Decennial Census Programs

U.S. Census Bureau

Room **b(6)** Office: 301.763.4092 | Mobile **b(6)**

[census.gov](https://www.census.gov) | [@censusbureau](https://twitter.com/censusbureau)

**Shape your future. START HERE > [2020census.gov](https://2020census.gov)**

Date: August 1, 2020

Self-Response Mode		
	Prior Day	Today
Mode	7/31/20	8/1/20
Internet	79,702,984	79,778,044
Paper	12,362,571	12,546,413
Phone	1,437,578	1,444,791
<b>Total Responses All Modes</b>	<b>93,503,133</b>	<b>93,769,248</b>

Paper Response Activity		
Unprocessed Paper Responses	5,708,728	5,546,256
Processed Paper Responses	12,362,571	12,546,413
<b>Total Paper Responses</b>	<b>18,071,299</b>	<b>18,092,669</b>

CQA Call Activity		
Daily Inbound Call Volume	10,737,947	10,761,998
Total Calls Offered to CSRs	3,630,508	3,643,831
Total Phone Responses	1,437,578	1,444,791

### State by State Response Rates

State	Actual	2010 Rate (start of NRFU)	2010 Rate (Final)
U.S. Total	62.9%	63.5%	66.6%
Minnesota	72.2%	71.6%	74.1%
Wisconsin	69.5%	71.2%	73.5%
Nebraska	68.8%	68.8%	71.1%
Iowa	68.8%	71.0%	73.0%
Michigan	68.7%	65.4%	67.7%
Washington	68.3%	63.7%	67.2%
Illinois	67.6%	67.7%	70.5%
Virginia	67.6%	66.2%	69.0%
Utah	67.2%	65.4%	68.6%
Ohio	67.2%	66.2%	69.0%
Idaho	67.1%	64.6%	67.1%
Indiana	67.1%	67.0%	69.6%
Maryland	66.8%	66.5%	69.5%
Kansas	66.7%	67.4%	70.0%
Connecticut	66.6%	66.3%	69.5%
Colorado	66.1%	64.4%	67.2%
Pennsylvania	65.9%	67.8%	70.2%
Kentucky	65.9%	63.0%	65.7%
Oregon	65.2%	63.9%	66.9%
Massachusetts	64.9%	65.6%	68.8%
New Jersey	64.8%	64.4%	67.6%
California	64.2%	64.7%	68.2%
South Dakota	64.2%	65.0%	67.1%
Missouri	63.0%	65.3%	67.5%
New Hampshire	62.9%	61.5%	64.4%
North Dakota	62.3%	66.8%	68.8%
Tennessee	62.2%	63.8%	67.1%
Nevada	62.1%	58.7%	61.4%
Rhode Island	60.7%	62.8%	65.7%
Alabama	60.5%	59.5%	62.5%
Delaware	60.5%	60.8%	64.1%
Florida	59.9%	59.6%	63.0%
Arizona	59.6%	58.5%	61.3%
District of Columbia	59.1%	62.2%	66.0%
North Carolina	59.0%	62.1%	64.8%
Hawaii	59.0%	60.7%	64.1%
Georgia	58.6%	59.5%	62.5%
New York	58.6%	61.3%	64.6%
Texas	57.8%	60.3%	64.4%
Mississippi	57.7%	58.1%	61.3%
Arkansas	57.6%	59.5%	62.3%
Oklahoma	57.5%	58.9%	62.3%
Wyoming	57.3%	61.1%	63.4%
South Carolina	57.1%	62.2%	64.7%
Louisiana	57.0%	57.9%	61.0%
Montana	56.6%	62.3%	64.6%
Vermont	56.5%	58.1%	60.3%
Maine	54.9%	55.3%	57.4%
West Virginia	54.5%	56.8%	59.1%
New Mexico	52.8%	56.9%	60.0%
Alaska	49.4%	51.6%	55.6%
Puerto Rico	27.4%	51.2%	53.8%

INTERNAL - FOR OFFICIAL USE ONLY

---

**From:** Ali Mohammad Ahmad (CENSUS/ADCOM FED) [ali.m.ahmad@census.gov]  
**Sent:** 7/30/2020 2:26:41 PM  
**To:** Wilbur Ross [wlr@doc.gov]; Foti, Anthony (Federal) [AFoti@doc.gov]; Paranzino, Anthony (Federal) [AParanzino@doc.gov]; Davis, Caitlin (Federal) [CDavis4@doc.gov]; Jones, Christa D [christa.d.jones@census.gov]; Risko, Daniel (Federal) [DRisko@doc.gov]; Rockas, James (Federal) [JRockas@doc.gov]; Kelley, Karen (Federal) [KKelley@doc.gov]; Burris, Meghan (Federal) [MBurris@doc.gov]; Ding, Michael (Federal) [MDing@doc.gov]; Walsh, Michael (Federal) [MWalsh@doc.gov]; Martin, Nicole (Federal) [NMartin1@doc.gov]; Brebbia, Sean (Federal) [SBrebbia@doc.gov]; Barranca, Steven (Federal) [SBarranca1@doc.gov]; Brooke, Beatrice E. (Federal) [BBrooke1@doc.gov]; Cogley, Nathaniel [nathaniel.cogley@census.gov]; Korzeniewski, Adam M [adam.m.korzeniewski@census.gov]  
**Subject:** Fwd: Daily Self-Response Metrics 7.30.20  
**Attachments:** SR Daily Metrics 7.30.20.pdf; ATT00001.htm

Begin forwarded message:

**From:** "Christopher M Denno (CENSUS/ADDC FED)" <christopher.m.denno@census.gov>  
**Date:** July 30, 2020 at 2:00:48 PM EDT  
**To:** "Ron S Jarmin (CENSUS/DEPDIR FED)" <Ron.S.Jarmin@census.gov>, "Enrique Lamas (CENSUS/DEPDIR FED)" <Enrique.Lamas@census.gov>, "Albert E Fontenot (CENSUS/ADDC FED)" <Albert.E.Fontenot@census.gov>, "Christa D Jones (CENSUS/DEPDIR FED)" <Christa.D.Jones@census.gov>, "Ali Mohammad Ahmad (CENSUS/ADCOM FED)" <ali.m.ahmad@census.gov>, "Deborah Stempowski (CENSUS/ADDC FED)" <Deborah.M.Stempowski@census.gov>, "Michael T Thieme (CENSUS/ADDC FED)" <Michael.T.Thieme@census.gov>, "Kathleen M Styles (CENSUS/ADDC FED)" <kathleen.m.styles@census.gov>, "Alexa K Jones-Puthoff (CENSUS/DCMD FED)" <alexa.k.jones-puthoff@census.gov>, "Phani-Kumar Atri Kalluri (CENSUS/ADDC FED)" <Phani-Kumar.Atri.Kalluri@census.gov>, "Sheila M Szanyi (CENSUS/DCEO FED)" <sheila.m.szanyi@census.gov>, "Francis C McPhillips (CENSUS/DCMD FED)" <Francis.C.McPhillips@census.gov>, "Deidre C Hicks (CENSUS/DCMD FED)" <Deidre.C.Hicks@census.gov>, "Barbara M LoPresti (CENSUS/DITD FED)" <Barbara.M.LoPresti@census.gov>, "Jennifer W Reichert (CENSUS/DCMD FED)" <Jennifer.W.Reichert@census.gov>, "Suzanne Fratino (CENSUS/DCMD FED)" <Suzanne.Fratino@census.gov>, "Michael Bentley (CENSUS/DSSD FED)" <Michael.Bentley@census.gov>, "Sarah Konya (CENSUS/DSSD FED)" <Sarah.Konya@census.gov>, "James B Treat (CENSUS/DEPDIR FED)" <James.B.Treat@census.gov>, "Paul Krutsch (CENSUS/DCMD FED)" <paul.krutsch@census.gov>, "Jennifer Shopkorn (CENSUS/ADCOM FED)" <jennifer.shopkorn@census.gov>, "Luis J Cano (CENSUS/DCEO FED)" <luis.j.cano@census.gov>, "Maryann M Chapin (CENSUS/ADDC FED)" <Maryann.M.Chapin@census.gov>, "Burton H Reist (CENSUS/ADCOM FED)" <burton.h.reist@census.gov>, "Jeffrey L Bryant (CENSUS/NPC FED)" <jeffrey.l.bryant@census.gov>, "Tamara S Adams (CENSUS/ADDC FED)" <Tamara.S.Adams@census.gov>, "Earl J Letourneau (CENSUS/DSSD FED)" <Earl.J.Letourneau@census.gov>, "Patrick J Cantwell (CENSUS/DSSD FED)" <Patrick.J.Cantwell@census.gov>, "Kristen A Hearn (CENSUS/DCMD FED)" <kristen.a.hearns@census.gov>, "Stephen L Buckner (CENSUS/ADCOM FED)" <Stephen.L.Buckner@census.gov>, "Michael C Cook (CENSUS/PIO FED)" <Michael.C.Cook@census.gov>, "Christine E Taylor (CENSUS/PIO FED)" <christine.e.taylor@census.gov>, "Christopher M Denno (CENSUS/ADDC FED)" <christopher.m.denno@census.gov>, "Christopher J Stanley (CENSUS/OCIA FED)" <christopher.j.stanley@census.gov>, "Steven Dillingham (CENSUS/DEPDIR FED)" <steven.dillingham@census.gov>, "Steven K Smith (CENSUS/DEPDIR FED)" <steven.k.smith@census.gov>, "Michael John Sprung (CENSUS/DEPDIR FED)" <michael.j.sprung@census.gov>, "James T Christy

(CENSUS/LA FED)" <James.T.Christy@census.gov>

**Subject: Daily Self-Response Metrics 7.30.20**

Good Afternoon,

Attached are today's daily self-response metrics. Please let me know if you have any questions.

Thanks.

**Christopher Denno**, Special Assistant

Decennial Census Programs

U.S. Census Bureau

Room: **b(6)** | Office: 301.763.4092 | Mobile:

**b(6)**

[census.gov](https://census.gov) | [@censusbureau](https://twitter.com/censusbureau)

**Shape your future. START HERE > [2020census.gov](https://2020census.gov)**

Date: July 30, 2020

Self-Response Mode		
	Prior Day	Today
Mode	7/29/20	7/30/20
Internet	79,539,491	79,625,147
Paper	11,826,666	12,093,541
Phone	1,417,240	1,428,722
<b>Total Responses All Modes</b>	<b>92,783,397</b>	<b>93,147,410</b>

Paper Response Activity		
Unprocessed Paper Responses	6,223,569	5,970,892
Processed Paper Responses	11,826,666	12,093,541
<b>Total Paper Responses</b>	<b>18,050,235</b>	<b>18,064,433</b>

CQA Call Activity		
Daily Inbound Call Volume	10,678,702	10,712,089
Total Calls Offered to CSRs	3,595,541	3,615,154
Total Phone Responses	1,417,240	1,428,722

### State by State Response Rates

State	Actual	2010 Rate (start of NRFU)	2010 Rate (Final)
U.S. Total	62.8%	63.5%	66.5%
Minnesota	72.1%	71.6%	74.1%
Wisconsin	69.4%	71.2%	73.5%
Nebraska	68.8%	68.8%	71.1%
Iowa	68.7%	71.0%	73.0%
Michigan	68.7%	65.4%	67.7%
Washington	68.1%	69.7%	67.2%
Illinois	67.5%	67.7%	70.5%
Virginia	67.5%	66.2%	69.0%
Utah	67.1%	65.4%	68.6%
Ohio	67.1%	66.2%	69.0%
Indiana	67.0%	67.0%	69.6%
Idaho	66.9%	64.6%	67.1%
Maryland	66.7%	66.5%	69.5%
Kansas	66.6%	67.4%	70.0%
Connecticut	66.5%	66.3%	69.5%
Colorado	66.0%	64.4%	67.2%
Kentucky	65.8%	63.0%	65.7%
Pennsylvania	65.8%	67.8%	70.2%
Oregon	65.1%	63.9%	66.9%
Massachusetts	64.8%	65.6%	68.8%
New Jersey	64.7%	64.4%	67.6%
South Dakota	64.1%	65.0%	67.1%
California	64.0%	64.7%	68.2%
Missouri	62.9%	65.3%	67.5%
New Hampshire	62.8%	63.5%	64.4%
North Dakota	62.2%	66.8%	68.8%

State	Actual	2010 Rate (start of NRFU)	2010 Rate (Final)
Tennessee	62.1%	63.8%	67.1%
Nevada	62.0%	58.7%	61.4%
Rhode Island	60.6%	62.8%	65.7%
Alabama	60.5%	59.5%	62.5%
Delaware	60.4%	60.8%	64.1%
Florida	59.8%	59.6%	63.0%
Arizona	59.5%	58.5%	61.3%
District of Columbia	59.0%	62.2%	66.0%
North Carolina	58.9%	62.1%	64.8%
Hawaii	58.8%	60.7%	64.1%
Georgia	58.6%	59.5%	62.5%
New York	58.4%	61.3%	64.6%
Texas	57.7%	60.3%	64.4%
Mississippi	57.7%	58.1%	61.3%
Arkansas	57.5%	59.5%	62.3%
Oklahoma	57.4%	58.9%	62.3%
Wyoming	57.2%	61.1%	63.4%
South Carolina	57.1%	62.2%	64.7%
Louisiana	56.9%	57.9%	61.0%
Montana	56.5%	62.3%	64.6%
Vermont	56.4%	58.1%	60.3%
Maine	54.7%	55.3%	57.4%
West Virginia	54.3%	56.8%	59.1%
New Mexico	52.7%	56.9%	60.0%
Alaska	49.2%	51.6%	55.6%
Puerto Rico	27.2%	51.2%	53.8%

INTERNAL - FOR OFFICIAL USE ONLY

---

**From:** Ali Mohammad Ahmad (CENSUS/ADCOM FED) [ali.m.ahmad@census.gov]  
**Sent:** 8/2/2020 11:15:23 AM  
**To:** Wilbur Ross [wlr@doc.gov]; Foti, Anthony (Federal) [AFoti@doc.gov]; Paranzino, Anthony (Federal) [AParanzino@doc.gov]; Davis, Caitlin (Federal) [CDavis4@doc.gov]; Jones, Christa D [christa.d.jones@census.gov]; Risko, Daniel (Federal) [DRisko@doc.gov]; Rockas, James (Federal) [JRockas@doc.gov]; Kelley, Karen (Federal) [KKelley@doc.gov]; Burris, Meghan (Federal) [MBurris@doc.gov]; Ding, Michael (Federal) [MDing@doc.gov]; Walsh, Michael (Federal) [MWalsh@doc.gov]; Martin, Nicole (Federal) [NMartin1@doc.gov]; Brebbia, Sean (Federal) [SBrebbia@doc.gov]; Barranca, Steven (Federal) [SBarranca1@doc.gov]; Brooke, Beatrice E. (Federal) [BBrooke1@doc.gov]  
**Subject:** Fwd: Daily Self-Response Metrics 8.2.20  
**Attachments:** SR Daily Metrics 8.2.20.pdf; ATT00001.htm

Begin forwarded message:

**From:** "Christopher M Denno (CENSUS/ADDC FED)" <christopher.m.denno@census.gov>  
**Date:** August 2, 2020 at 10:19:21 AM EDT  
**To:** "Ron S Jarmin (CENSUS/DEPDIR FED)" <Ron.S.Jarmin@census.gov>, "Enrique Lamas (CENSUS/DEPDIR FED)" <Enrique.Lamas@census.gov>, "Albert E Fontenot (CENSUS/ADDC FED)" <Albert.E.Fontenot@census.gov>, "Christa D Jones (CENSUS/DEPDIR FED)" <Christa.D.Jones@census.gov>, "Ali Mohammad Ahmad (CENSUS/ADCOM FED)" <ali.m.ahmad@census.gov>, "Deborah Stempowski (CENSUS/ADDC FED)" <Deborah.M.Stempowski@census.gov>, "Michael T Thieme (CENSUS/ADDC FED)" <Michael.T.Thieme@census.gov>, "Kathleen M Styles (CENSUS/ADDC FED)" <kathleen.m.styles@census.gov>, "Alexa K Jones-Puthoff (CENSUS/DCMD FED)" <alexa.k.jones-puthoff@census.gov>, "Phani-Kumar Atri Kalluri (CENSUS/ADDC FED)" <Phani-Kumar.Atri.Kalluri@census.gov>, "Sheila M Szanyi (CENSUS/DCEO FED)" <sheila.m.szanyi@census.gov>, "Francis C McPhillips (CENSUS/DCMD FED)" <Francis.C.McPhillips@census.gov>, "Deidre C Hicks (CENSUS/DCMD FED)" <Deidre.C.Hicks@census.gov>, "Barbara M LoPresti (CENSUS/DITD FED)" <Barbara.M.LoPresti@census.gov>, "Jennifer W Reichert (CENSUS/DCMD FED)" <Jennifer.W.Reichert@census.gov>, "Suzanne Fratino (CENSUS/DCMD FED)" <Suzanne.Fratino@census.gov>, "Michael Bentley (CENSUS/DSSD FED)" <Michael.Bentley@census.gov>, "Sarah Konya (CENSUS/DSSD FED)" <Sarah.Konya@census.gov>, "James B Treat (CENSUS/DEPDIR FED)" <James.B.Treat@census.gov>, "Paul Krutsch (CENSUS/DCMD FED)" <paul.krutsch@census.gov>, "Jennifer Shopkorn (CENSUS/ADCOM FED)" <jennifer.shopkorn@census.gov>, "Luis J Cano (CENSUS/DCEO FED)" <luis.j.cano@census.gov>, "Maryann M Chapin (CENSUS/ADDC FED)" <Maryann.M.Chapin@census.gov>, "Burton H Reist (CENSUS/ADCOM FED)" <burton.h.reist@census.gov>, "Jeffrey L Bryant (CENSUS/NPC FED)" <jeffrey.l.bryant@census.gov>, "Tamara S Adams (CENSUS/ADDC FED)" <Tamara.S.Adams@census.gov>, "Earl J Letourneau (CENSUS/DSSD FED)" <Earl.J.Letourneau@census.gov>, "Patrick J Cantwell (CENSUS/DSSD FED)" <Patrick.J.Cantwell@census.gov>, "Kristen A Hearn (CENSUS/DCMD FED)" <kristen.a.hearns@census.gov>, "Stephen L Buckner (CENSUS/ADCOM FED)" <Stephen.L.Buckner@census.gov>, "Michael C Cook (CENSUS/PIO FED)" <Michael.C.Cook@census.gov>, "Christine E Taylor (CENSUS/PIO FED)" <christine.e.taylor@census.gov>, "Christopher M Denno (CENSUS/ADDC FED)" <christopher.m.denno@census.gov>, "Christopher J Stanley (CENSUS/OCIA FED)" <christopher.j.stanley@census.gov>, "Steven Dillingham (CENSUS/DEPDIR FED)" <steven.dillingham@census.gov>, "Steven K Smith (CENSUS/DEPDIR FED)" <steven.k.smith@census.gov>, "Michael John Sprung (CENSUS/DEPDIR FED)" <michael.j.sprung@census.gov>, "James T Christy (CENSUS/LA FED)" <James.T.Christy@census.gov>, "Nathaniel Cogley (CENSUS/DEPDIR FED)"

<nathaniel.cogley@census.gov>, "Adam Michael Korzeniewski (CENSUS/DEPDIR FED)"

<adam.m.korzeniewski@census.gov>

**Subject: Daily Self-Response Metrics 8.2.20**

Good Morning,

Attached are today's daily self-response metrics. Please let me know if you have any questions and have a great rest of your weekend!

**Christopher Denno**, Special Assistant

Decennial Census Programs

U.S. Census Bureau

Room **b(6)** | Office: 301.763.4092 | Mobile: **b(6)**

[census.gov](https://www.census.gov) | [@censusbureau](https://twitter.com/censusbureau)

**Shape your future. START HERE > [2020census.gov](https://2020census.gov)**

Date: August 2, 2020

Self-Response Mode		
	Prior Day	Today
Mode	8/1/20	8/2/20
Internet	79,778,044	79,826,705
Paper	12,546,413	12,701,332
Phone	1,444,791	1,447,942
<b>Total Responses All Modes</b>	<b>93,769,248</b>	<b>93,975,979</b>

Paper Response Activity		
Unprocessed Paper Responses	5,546,256	5,400,233
Processed Paper Responses	12,546,413	12,701,332
<b>Total Paper Responses</b>	<b>18,092,669</b>	<b>18,101,565</b>

CQA Call Activity		
Daily Inbound Call Volume	10,761,998	10,773,288
Total Calls Offered to CSRs	3,643,831	3,650,059
Total Phone Responses	1,444,791	1,447,942

### State by State Response Rates

State	Actual	2010 Rate (start of NRFU)	2010 Rate (Final)	State	Actual	2010 Rate (start of NRFU)	2010 Rate (Final)
U.S. Total	62.9%	63.5%	68.5%	Tennessee	62.3%	63.8%	67.1%
Minnesota	72.2%	71.6%	74.1%	Nevada	62.1%	58.7%	61.4%
Wisconsin	69.5%	71.2%	73.5%	Rhode Island	60.7%	62.8%	65.7%
Nebraska	68.8%	68.8%	71.1%	Alabama	60.6%	59.5%	62.5%
Iowa	68.8%	71.0%	73.0%	Delaware	60.6%	60.8%	64.1%
Michigan	68.7%	65.4%	67.7%	Florida	59.9%	59.6%	63.0%
Washington	68.3%	63.7%	67.2%	Arizona	59.6%	58.5%	61.3%
Illinois	67.6%	67.7%	70.5%	District of Columbia	59.2%	62.2%	66.0%
Virginia	67.6%	66.2%	69.0%	Hawaii	59.1%	60.7%	64.1%
Utah	67.2%	65.4%	68.6%	North Carolina	59.1%	62.1%	64.8%
Ohio	67.2%	66.2%	69.0%	Georgia	58.7%	59.5%	62.5%
Idaho	67.2%	64.6%	67.1%	New York	58.6%	61.3%	64.6%
Indiana	67.1%	67.0%	69.6%	Texas	57.9%	60.3%	64.4%
Maryland	66.8%	66.5%	69.5%	Mississippi	57.8%	58.1%	61.3%
Kansas	66.7%	67.4%	70.0%	Arkansas	57.6%	59.5%	62.3%
Connecticut	66.7%	66.3%	69.5%	Oklahoma	57.5%	58.9%	62.3%
Colorado	66.1%	64.4%	67.2%	Wyoming	57.3%	61.1%	63.4%
Pennsylvania	65.9%	67.8%	70.2%	South Carolina	57.2%	62.2%	64.7%
Kentucky	65.9%	63.0%	65.7%	Louisiana	57.0%	57.9%	61.0%
Oregon	65.2%	63.9%	66.9%	Montana	56.6%	62.3%	64.6%
Massachusetts	65.0%	65.6%	68.8%	Vermont	56.5%	58.1%	60.3%
New Jersey	64.9%	64.4%	67.6%	Maine	54.9%	55.3%	57.4%
California	64.2%	64.7%	68.2%	West Virginia	54.5%	56.8%	59.1%
South Dakota	64.2%	65.0%	67.1%	New Mexico	52.9%	56.9%	60.0%
Missouri	63.0%	65.3%	67.5%	Alaska	49.4%	51.6%	55.6%
New Hampshire	62.9%	61.5%	64.4%	Puerto Rico	27.5%	51.2%	53.8%
North Dakota	62.4%	66.8%	68.8%				

INTERNAL - FOR OFFICIAL USE ONLY



---

**From:** Ali Mohammad Ahmad (CENSUS/ADCOM FED) [ali.m.ahmad@census.gov]  
**Sent:** 9/27/2020 10:01:28 AM  
**To:** Wilbur Ross [wlr@doc.gov]; Paranzino, Anthony (Federal) [AParanzino@doc.gov]; Davis, Caitlin (Federal) [CDavis4@doc.gov]; Jones, Christa D [christa.d.jones@census.gov]; Risko, Daniel (Federal) [DRisko@doc.gov]; Rockas, James (Federal) [JRockas@doc.gov]; Foti, Anthony (Federal) [AFoti@doc.gov]; Burris, Meghan (Federal) [MBurris@doc.gov]; Walsh, Michael (Federal) [MWalsh@doc.gov]; Martin, Nicole (Federal) [NMartin1@doc.gov]; Brebbia, Sean (Federal) [SBrebbia@doc.gov]; Barranca, Steven (Federal) [SBarranca1@doc.gov]; Kelley, Karen (Federal) [KKelley@doc.gov]; Brooke, Beatrice E. (Federal) [BBrooke1@doc.gov]  
**Subject:** Fwd: Daily HU Enumeration Progress and Self-Response Metrics 9.27.20  
**Attachments:** SR Daily Metrics 9.27.20.pdf; ATT00001.htm; Housing Unit enumeration progress by state 9.27.20.pdf; ATT00002.htm

Begin forwarded message:

**From:** "Christopher M Denno (CENSUS/ADDC FED)" <christopher.m.denno@census.gov>  
**Date:** September 27, 2020 at 10:00:15 AM EDT  
**To:** "Ron S Jarmin (CENSUS/DEPDIR FED)" <Ron.S.Jarmin@census.gov>, "Enrique Lamas (CENSUS/DEPDIR FED)" <Enrique.Lamas@census.gov>, "Albert E Fontenot (CENSUS/ADDC FED)" <Albert.E.Fontenot@census.gov>, "Christa D Jones (CENSUS/DEPDIR FED)" <Christa.D.Jones@census.gov>, "Ali Mohammad Ahmad (CENSUS/ADCOM FED)" <ali.m.ahmad@census.gov>, "Deborah Stempowski (CENSUS/DCMD FED)" <Deborah.M.Stempowski@census.gov>, "Michael T Thieme (CENSUS/ADDC FED)" <Michael.T.Thieme@census.gov>, "Kathleen M Styles (CENSUS/ADDC FED)" <kathleen.m.styles@census.gov>, "Alexa K Jones-Puthoff (CENSUS/DCMD FED)" <alexa.k.jones-puthoff@census.gov>, "Phani-Kumar Atri Kalluri (CENSUS/ADDC FED)" <Phani-Kumar.Atri.Kalluri@census.gov>, "Sheila M Szanyi (CENSUS/DCEO FED)" <sheila.m.szanyi@census.gov>, "Francis C McPhillips (CENSUS/DCMD FED)" <Francis.C.McPhillips@census.gov>, "Deidre C Hicks (CENSUS/DCMD FED)" <Deidre.C.Hicks@census.gov>, "Barbara M LoPresti (CENSUS/DITD FED)" <Barbara.M.LoPresti@census.gov>, "Jennifer W Reichert (CENSUS/DCMD FED)" <Jennifer.W.Reichert@census.gov>, "Suzanne Fratio (CENSUS/ADFO FED)" <Suzanne.Fratio@census.gov>, "Michael Bentley (CENSUS/DSSD FED)" <Michael.Bentley@census.gov>, "Sarah Konya (CENSUS/DSSD FED)" <Sarah.Konya@census.gov>, "James B Treat (CENSUS/DEPDIR FED)" <James.B.Treat@census.gov>, "Paul Krutsch (CENSUS/DCMD FED)" <paul.krutsch@census.gov>, "Jennifer Shopkorn (CENSUS/ADCOM FED)" <jennifer.shopkorn@census.gov>, "Luis J Cano (CENSUS/DCEO FED)" <luis.j.cano@census.gov>, "Maryann M Chapin (CENSUS/ADDC FED)" <Maryann.M.Chapin@census.gov>, "Burton H Reist (CENSUS/ADCOM FED)" <burton.h.reist@census.gov>, "Jeffrey L Bryant (CENSUS/NPC FED)" <jeffrey.l.bryant@census.gov>, "Tamara S Adams (CENSUS/ADRM FED)" <Tamara.S.Adams@census.gov>, "Earl J Letourneau (CENSUS/DSSD FED)" <Earl.J.Letourneau@census.gov>, "Patrick J Cantwell (CENSUS/DSSD FED)" <Patrick.J.Cantwell@census.gov>, "Kristen A Hearn (CENSUS/DCMD FED)" <kristen.a.hearn@census.gov>, "Stephen L Buckner (CENSUS/ADCOM FED)" <Stephen.L.Buckner@census.gov>, "Michael C Cook (CENSUS/PIO FED)" <Michael.C.Cook@census.gov>, "Christine E Taylor (CENSUS/PIO FED)" <christine.e.taylor@census.gov>, "Christopher M Denno (CENSUS/ADDC FED)" <christopher.m.denno@census.gov>, "Christopher J Stanley (CENSUS/OCIA FED)" <christopher.j.stanley@census.gov>, "Steven Dillingham (CENSUS/DEPDIR FED)" <steven.dillingham@census.gov>, "Steven K Smith (CENSUS/DEPDIR FED)" <steven.k.smith@census.gov>, "Michael John Sprung (CENSUS/DEPDIR FED)" <michael.j.sprung@census.gov>, "James T Christy (CENSUS/LA FED)" <James.T.Christy@census.gov>, "Nathaniel Cogley (CENSUS/DEPDIR FED)"

<nathaniel.cogley@census.gov>, "Adam Michael Korzeniewski (CENSUS/DEPDIR FED)"  
<adam.m.korzeniewski@census.gov>, "Dominic R Beamer (CENSUS/DCMD FED)"  
<dominic.r.beamer@census.gov>, "Dale C Kelly (CENSUS/FLD FED)" <Dale.C.Kelly@census.gov>,  
"Timothy P Olson (CENSUS/ADFO FED)" <Timothy.P.Olson@census.gov>, "Benjamin J Page  
(CENSUS/CFO FED)" <benjamin.j.page@census.gov>, "Victoria Velkoff (CENSUS/ADDP FED)"  
<Victoria.A.Velkoff@census.gov>, "Jennifer M Ortman (CENSUS/ACSO FED)"  
<Jennifer.M.Ortman@census.gov>, "John Maron Abowd (CENSUS/ADRM FED)"  
<john.maron.abowd@census.gov>, "Melissa L Creech (CENSUS/PCO FED)"  
<Melissa.L.Creech@census.gov>, "Tasha R Boone (CENSUS/DEPDIR FED)" <Tasha.R.Boone@census.gov>,  
"Caryn M Tate (CENSUS/DEPDIR FED)" <caryn.m.tate@census.gov>, "Kevin Smith (CENSUS/CIO FED)"  
<kevin.b.smith@census.gov>, "Danah Michele Boyd (CENSUS/CED CTR)" <danah.m.boyd@census.gov>,  
"Laura K Furgione (CENSUS/CAO FED)" <laura.furgione@census.gov>

**Subject: Daily HU Enumeration Progress and Self-Response Metrics 9.27.20**

Good Morning,

Attached are both of today's reports, the daily self-response metrics as well as the daily housing unit enumeration progress by state. Please let me know if you have any questions and have a great rest of your weekend.

**Christopher Denno**, Special Assistant

Decennial Census Programs

U.S. Census Bureau

Room: **b(6)** | Office: 301.763.4092 | Mobile: **b(6)**

[census.gov](https://www.census.gov) | [@censusbureau](https://twitter.com/censusbureau)

**Shape your future. START HERE > [2020census.gov](https://2020census.gov)**

Date: September 27, 2020

Self-Response Mode		
	Prior Day	Today
Mode	9/26/20	9/27/20
Internet	85,344,898	85,401,824
Paper	18,464,925	18,520,285
Phone	1,985,852	1,990,294
<b>Total Responses All Modes</b>	<b>105,795,675</b>	<b>105,912,403</b>

Paper Response Activity		
Unprocessed Paper Responses	456,470	418,927
Processed Paper Responses	18,464,925	18,520,285
<b>Total Paper Responses</b>	<b>18,921,395</b>	<b>18,939,212</b>

CQA Call Activity		
Daily Inbound Call Volume	13,148,360	13,170,233
Total Calls Offered to CSRs	5,014,922	5,026,933
Total Phone Responses	1,985,852	1,990,294

### State by State Self-Response Rates

State	Actual	2010 Rate (Final)	2020 Rate (start of NRFU)	2010 Rate (start of NRFU)
U.S. Total	66.4%	66.3%	63.3%	63.3%
Alabama	63.0%	62.5%	60.8%	59.5%
Alaska	54.1%	55.6%	49.9%	51.6%
Arizona	63.5%	61.3%	59.9%	58.5%
Arkansas	60.3%	62.3%	57.9%	59.5%
California	68.9%	68.2%	64.6%	64.7%
Colorado	69.5%	67.2%	66.6%	64.4%
Connecticut	70.3%	69.5%	67.1%	66.3%
Delaware	64.3%	64.1%	60.8%	60.8%
District of Columbia	63.0%	66.0%	59.6%	62.2%
Florida	63.2%	63.0%	60.2%	59.6%
Georgia	62.0%	62.5%	59.0%	59.5%
Hawaii	62.7%	64.1%	59.9%	60.7%
Idaho	69.1%	67.1%	67.8%	64.6%
Illinois	70.8%	70.5%	68.2%	67.7%
Indiana	69.9%	69.6%	67.5%	67.0%
Iowa	71.1%	73.0%	68.9%	71.0%
Kansas	69.4%	70.0%	67.2%	67.4%
Kentucky	67.9%	65.7%	66.0%	63.0%
Louisiana	59.6%	61.0%	57.3%	57.5%
Maine	57.9%	57.4%	55.5%	55.3%
Maryland	70.6%	69.5%	67.4%	66.5%
Massachusetts	68.8%	68.8%	65.4%	65.6%
Michigan	70.9%	67.7%	68.9%	65.4%
Minnesota	74.8%	74.1%	72.5%	71.6%
Mississippi	59.9%	61.3%	58.0%	58.1%
Missouri	65.5%	67.5%	63.4%	65.3%

State	Actual	2010 Rate (Final)	2020 Rate (start of NRFU)	2010 Rate (start of NRFU)
Montana	59.8%	64.6%	56.9%	62.3%
Nebraska	71.6%	71.1%	69.0%	68.8%
Nevada	66.1%	61.4%	62.4%	58.7%
New Hampshire	66.6%	64.4%	63.2%	61.5%
New Jersey	68.8%	67.6%	65.2%	64.4%
New Mexico	57.9%	60.0%	53.5%	56.9%
New York	63.4%	64.6%	59.0%	61.3%
North Carolina	62.6%	64.8%	59.3%	62.1%
North Dakota	64.9%	68.8%	62.7%	66.8%
Ohio	70.3%	69.0%	67.5%	66.2%
Oklahoma	60.6%	62.3%	57.9%	58.9%
Oregon	68.8%	66.9%	65.7%	63.9%
Pennsylvania	69.0%	70.2%	66.3%	67.8%
Rhode Island	64.8%	65.7%	61.0%	62.8%
South Carolina	60.4%	64.7%	57.4%	62.2%
South Dakota	66.9%	67.1%	64.1%	65.0%
Tennessee	65.6%	67.1%	62.5%	63.8%
Texas	62.1%	64.4%	58.3%	60.3%
Utah	70.6%	68.6%	67.5%	65.4%
Vermont	60.1%	60.3%	56.9%	58.1%
Virginia	70.9%	69.0%	68.0%	66.2%
Washington	72.0%	57.2%	69.1%	63.7%
West Virginia	56.0%	59.1%	54.9%	56.8%
Wisconsin	71.9%	73.5%	69.7%	71.2%
Wyoming	60.7%	63.4%	57.6%	61.1%
Puerto Rico	34.5%	53.8%	28.7%	51.2%

INTERNAL - FOR OFFICIAL USE ONLY

Date: September 27, 2020

U.S. Totals		
	Prior Day	Today
	9/26/20	9/27/20
Percent of HUs that Self-Responded	66.4%	66.4%
Percent of HUs Enumerated in NRFU	31.0%	31.3%
Percent of HUs Enumerated	97.4%	97.7%
Daily Change	0.3%	

## 2020 Census HU Enumeration Progress by State

State*	% HUs that Self-Responded	% HUs Enumerated in NRFU	% HUs Enumerated Current Day	% HUs Enumerated Prior Day	Daily Change
<b>U.S. Total</b>	<b>66.4%</b>	<b>31.3%</b>	<b>97.7%</b>	<b>97.4%</b>	<b>0.3%</b>
Alabama	63.0%	29.5%	92.5%	91.8%	0.6%
Alaska	54.1%	45.0%	99.1%	98.7%	0.4%
Arizona	63.5%	32.4%	95.9%	95.3%	0.6%
Arkansas	60.3%	39.1%	99.4%	99.2%	0.2%
California	68.9%	29.6%	98.4%	98.2%	0.2%
Colorado	69.5%	27.7%	97.2%	96.9%	0.3%
Connecticut	70.3%	29.0%	99.3%	99.1%	0.1%
Delaware	64.3%	33.1%	97.4%	97.0%	0.4%
District of Columbia	63.0%	33.6%	96.6%	96.3%	0.3%
Florida	63.2%	33.0%	96.2%	95.8%	0.5%
Georgia	62.0%	33.0%	95.0%	94.5%	0.5%
Hawaii	62.7%	37.1%	99.8%	99.8%	0.0%
Idaho	69.1%	30.7%	99.8%	99.8%	0.0%
Illinois	70.8%	27.7%	98.5%	98.4%	0.2%
Indiana	69.9%	29.5%	99.4%	99.4%	0.1%
Iowa	71.1%	26.5%	97.6%	97.2%	0.5%
Kansas	69.4%	30.0%	99.4%	99.3%	0.1%
Kentucky	67.9%	28.7%	96.6%	96.2%	0.5%
Louisiana	59.6%	34.1%	93.8%	93.2%	0.6%
Maine	57.9%	41.8%	99.7%	99.7%	0.0%
Maryland	70.6%	27.8%	98.4%	98.2%	0.2%
Massachusetts	68.8%	29.7%	98.5%	98.2%	0.2%
Michigan	70.9%	27.1%	98.0%	97.8%	0.2%
Minnesota	74.8%	24.2%	99.0%	98.8%	0.2%
Mississippi	59.9%	34.6%	94.5%	93.9%	0.6%
Missouri	65.5%	33.1%	98.6%	98.4%	0.2%

State*	% HUs that Self-Responded	% HUs Enumerated in NRFU	% HUs Enumerated Current Day	% HUs Enumerated Prior Day	Daily Change
Montana	59.8%	34.3%	94.1%	93.4%	0.7%
Nebraska	71.6%	27.0%	98.6%	98.3%	0.3%
Nevada	66.1%	31.9%	98.0%	97.5%	0.4%
New Hampshire	66.6%	32.5%	99.1%	98.9%	0.3%
New Jersey	68.8%	29.5%	98.3%	98.0%	0.3%
New Mexico	57.9%	37.6%	95.4%	94.8%	0.6%
New York	63.4%	34.8%	98.2%	97.9%	0.3%
North Carolina	62.6%	33.1%	95.7%	95.2%	0.5%
North Dakota	64.9%	33.9%	98.8%	98.6%	0.2%
Ohio	70.3%	28.3%	98.5%	98.3%	0.2%
Oklahoma	60.6%	36.3%	96.8%	96.4%	0.5%
Oregon	68.8%	29.6%	98.4%	98.2%	0.2%
Pennsylvania	69.0%	29.3%	98.3%	98.1%	0.2%
Rhode Island	64.8%	33.8%	98.7%	98.4%	0.2%
South Carolina	60.4%	34.1%	94.4%	93.9%	0.5%
South Dakota	66.9%	29.8%	96.8%	96.5%	0.3%
Tennessee	65.6%	32.4%	97.9%	97.7%	0.2%
Texas	62.1%	36.1%	98.2%	97.8%	0.4%
Utah	70.6%	28.6%	99.2%	99.0%	0.2%
Vermont	60.1%	39.4%	99.5%	99.5%	0.1%
Virginia	70.9%	27.0%	97.9%	97.6%	0.3%
Washington	72.0%	27.3%	99.3%	99.2%	0.1%
West Virginia	56.0%	43.9%	99.9%	99.9%	0.0%
Wisconsin	71.9%	27.3%	99.2%	99.1%	0.1%
Wyoming	60.7%	37.0%	97.7%	97.2%	0.5%
Puerto Rico	34.5%	65.1%	99.6%	99.5%	0.2%

Note: Percentages may not sum due to rounding. A limited number of areas were part of the NRFU "soft launch" beginning July 16 and could have higher completion rates due to more time in the field. Percentages for the U.S. Total do not include housing units in Puerto Rico.

Pre-decisional - Internal Only - Not for Public Distribution

---

**From:** Kelley, Karen (Federal) [KKelley@doc.gov]  
**Sent:** 7/24/2020 1:26:31 PM  
**To:** Dillingham, Steven [steven.dillingham@census.gov]; Cogley, Nathaniel [nathaniel.cogley@census.gov]; Meredith, Ethan (Federal) [EMeredith@doc.gov]; Korzeniewski, Adam M [adam.m.korzeniewski@census.gov]; Jarmin, Ron S [ron.s.jarmin@census.gov]; Lamas, Enrique [enrique.lamas@census.gov]  
**CC:** Paranzino, Anthony (Federal) [AParanzino@doc.gov]; Olson, Stephanie (Federal) [SOlson@doc.gov]; Walsh, Michael (Federal) [MWalsh@doc.gov]; Risko, Daniel (Federal) [DRisko@doc.gov]

**Subject:** Census Check-in

**Location:** b(6)

**Start:** 7/24/2020 4:00:00 PM

**End:** 7/24/2020 4:30:00 PM

**Show Time As:** Tentative

**Required Attendees:** Dillingham, Steven; Cogley, Nathaniel; Meredith, Ethan (Federal); adam.m.korzeniewski@census.gov; Jarmin, Ron S;

**Attendees:** Lamas, Enrique

**Optional Attendees:** Paranzino, Anthony (Federal); Olson, Stephanie (Federal); Walsh, Michael (Federal); Risko, Daniel (Federal)

b(6)

---

**From:** Ali Mohammad Ahmad (CENSUS/ADCOM FED) [ali.m.ahmad@census.gov]  
**Sent:** 9/26/2020 11:51:42 AM  
**To:** Wilbur Ross [wlr@doc.gov]; Paranzino, Anthony (Federal) [AParanzino@doc.gov]; Davis, Caitlin (Federal) [CDavis4@doc.gov]; Jones, Christa D [christa.d.jones@census.gov]; Risko, Daniel (Federal) [DRisko@doc.gov]; Rockas, James (Federal) [JRockas@doc.gov]; Foti, Anthony (Federal) [AFoti@doc.gov]; Burris, Meghan (Federal) [MBurris@doc.gov]; Walsh, Michael (Federal) [MWalsh@doc.gov]; Martin, Nicole (Federal) [NMartin1@doc.gov]; Brebbia, Sean (Federal) [SBrebbia@doc.gov]; Barranca, Steven (Federal) [SBarranca1@doc.gov]; Kelley, Karen (Federal) [KKelley@doc.gov]; Brooke, Beatrice E. (Federal) [BBrooke1@doc.gov]  
**Subject:** Fwd: Daily HU Enumeration Progress and Self-Response Metrics 9.26.20  
**Attachments:** SR Daily Metrics 9.26.20.pdf; ATT00001.htm; Housing Unit enumeration progress by state 9.26.20.pdf; ATT00002.htm

Begin forwarded message:

**From:** "Christopher M Denno (CENSUS/ADDC FED)" <christopher.m.denno@census.gov>  
**Date:** September 26, 2020 at 11:49:37 AM EDT  
**To:** "Adam Michael Korzeniewski (CENSUS/DEPDIR FED)" <adam.m.korzeniewski@census.gov>, "Albert E Fontenot (CENSUS/ADDC FED)" <Albert.E.Fontenot@census.gov>, "Alexa K Jones-Puthoff (CENSUS/DCMD FED)" <alexa.k.jones-puthoff@census.gov>, "Ali Mohammad Ahmad (CENSUS/ADCOM FED)" <ali.m.ahmad@census.gov>, "Barbara M LoPresti (CENSUS/DITD FED)" <Barbara.M.LoPresti@census.gov>, "Benjamin J Page (CENSUS/CFO FED)" <benjamin.j.page@census.gov>, "Burton H Reist (CENSUS/ADCOM FED)" <burton.h.reist@census.gov>, "Caryn M Tate (CENSUS/DEPDIR FED)" <caryn.m.tate@census.gov>, "Christa D Jones (CENSUS/DEPDIR FED)" <Christa.D.Jones@census.gov>, "Christine E Taylor (CENSUS/PIO FED)" <christine.e.taylor@census.gov>, "Christopher J Stanley (CENSUS/OCIA FED)" <christopher.j.stanley@census.gov>, "Christopher M Denno (CENSUS/ADDC FED)" <christopher.m.denno@census.gov>, "Dale C Kelly (CENSUS/FLD FED)" <Dale.C.Kelly@census.gov>, "Danah Michele Boyd (CENSUS/CED CTR)" <danah.m.boyd@census.gov>, "Deborah Stempowski (CENSUS/DCMD FED)" <Deborah.M.Stempowski@census.gov>, "Deidre C Hicks (CENSUS/DCMD FED)" <Deidre.C.Hicks@census.gov>, "Dominic R Beamer (CENSUS/DCMD FED)" <dominic.r.beamer@census.gov>, "Earl J Letourneau (CENSUS/DSSD FED)" <Earl.J.Letourneau@census.gov>, "Enrique Lamas (CENSUS/DEPDIR FED)" <Enrique.Lamas@census.gov>, "Francis C McPhillips (CENSUS/DCMD FED)" <Francis.C.McPhillips@census.gov>, "James B Treat (CENSUS/DEPDIR FED)" <James.B.Treat@census.gov>, "James T Christy (CENSUS/LA FED)" <James.T.Christy@census.gov>, "Jeffrey L Bryant (CENSUS/NPC FED)" <jeffrey.l.bryant@census.gov>, "Jennifer M Ortman (CENSUS/ACSO FED)" <Jennifer.M.Ortman@census.gov>, "Jennifer Shopkorn (CENSUS/ADCOM FED)" <jennifer.shopkorn@census.gov>, "Jennifer W Reichert (CENSUS/DCMD FED)" <Jennifer.W.Reichert@census.gov>, "John Maron Abowd (CENSUS/ADRM FED)" <john.maron.abowd@census.gov>, "Kathleen M Styles (CENSUS/ADDC FED)" <kathleen.m.styles@census.gov>, "Kevin Smith (CENSUS/CIO FED)" <kevin.b.smith@census.gov>, "Kristen A Hearn (CENSUS/DCMD FED)" <kristen.a.hearns@census.gov>, "Laura K Furgione (CENSUS/CAO FED)" <laura.furgione@census.gov>, "Luis J Cano (CENSUS/DCEO FED)" <luis.j.cano@census.gov>, "Maryann M Chapin (CENSUS/ADDC FED)" <Maryann.M.Chapin@census.gov>, "Melissa L Creech (CENSUS/PCO FED)" <Melissa.L.Creech@census.gov>, "Michael Bentley (CENSUS/DSSD FED)" <Michael.Bentley@census.gov>, "Michael C Cook (CENSUS/PIO FED)" <Michael.C.Cook@census.gov>, "Michael John Sprung (CENSUS/DEPDIR FED)" <michael.j.sprung@census.gov>, "Michael T Thieme (CENSUS/ADDC FED)" <Michael.T.Thieme@census.gov>, "Nathaniel Cogley (CENSUS/DEPDIR FED)" <nathaniel.cogley@census.gov>, "Patrick J Cantwell (CENSUS/DSSD FED)" <Patrick.J.Cantwell@census.gov>, "Paul Krutsch (CENSUS/DCMD FED)" <paul.krutsch@census.gov>,

"Phani-Kumar Atri Kalluri (CENSUS/ADDC FED)" <Phani-Kumar.Atri.Kalluri@census.gov>, "Ron S Jarmin (CENSUS/DEPDIR FED)" <Ron.S.Jarmin@census.gov>, "Sarah Konya (CENSUS/DSSD FED)" <Sarah.Konya@census.gov>, "Sheila M Szanyi (CENSUS/DCEO FED)" <sheila.m.szanyi@census.gov>, "Stephen L Buckner (CENSUS/ADCOM FED)" <Stephen.L.Buckner@census.gov>, "Steven Dillingham (CENSUS/DEPDIR FED)" <steven.dillingham@census.gov>, "Steven K Smith (CENSUS/DEPDIR FED)" <steven.k.smith@census.gov>, "Suzanne Fratino (CENSUS/ADFO FED)" <Suzanne.Fratino@census.gov>, "Tamara S Adams (CENSUS/ADRM FED)" <Tamara.S.Adams@census.gov>, "Tasha R Boone (CENSUS/DEPDIR FED)" <Tasha.R.Boone@census.gov>, "Timothy P Olson (CENSUS/ADFO FED)" <Timothy.P.Olson@census.gov>, "Victoria Velkoff (CENSUS/ADDP FED)" <Victoria.A.Velkoff@census.gov>

**Subject: Daily HU Enumeration Progress and Self-Response Metrics 9.26.20**

Good Morning,

Attached are both of today's reports, the daily self-response metrics as well as the daily housing unit enumeration progress by state. Please let me know if you have any questions and have a great weekend.

**Christopher Denno**, Special Assistant

Decennial Census Programs

U.S. Census Bureau

Room **b(6)** | Office: 301.763.4092 | Mobile: **b(6)**

[census.gov](https://www.census.gov) | [@censusbureau](https://twitter.com/censusbureau)

**Shape your future. START HERE >** [2020census.gov](https://2020census.gov)

Date: September 26, 2020

Self-Response Mode		
	Prior Day	Today
Mode	9/25/20	9/26/20
Internet	85,268,829	85,344,898
Paper	18,363,778	18,464,925
Phone	1,978,777	1,985,852
<b>Total Responses All Modes</b>	<b>105,611,384</b>	<b>105,795,675</b>

Paper Response Activity		
Unprocessed Paper Responses	541,879	456,470
Processed Paper Responses	18,363,778	18,464,925
<b>Total Paper Responses</b>	<b>18,905,657</b>	<b>18,921,395</b>

CQA Call Activity		
Daily Inbound Call Volume	13,116,899	13,148,360
Total Calls Offered to CSRs	4,996,363	5,014,922
Total Phone Responses	1,978,777	1,985,852

### State by State Self-Response Rates

State	Actual	2010 Rate (Final)	2020 Rate (start of NRFU)	2010 Rate (start of NRFU)
U.S. Total	66.4%	66.5%	68.3%	63.3%
Alabama	62.9%	62.5%	60.8%	59.5%
Alaska	54.1%	55.6%	49.9%	51.6%
Arizona	63.4%	61.3%	59.9%	58.5%
Arkansas	60.3%	62.3%	57.9%	59.5%
California	68.8%	68.2%	64.6%	64.7%
Colorado	69.5%	67.2%	66.6%	64.4%
Connecticut	70.2%	69.5%	67.1%	66.3%
Delaware	64.3%	64.1%	60.8%	60.8%
District of Columbia	63.0%	66.0%	59.6%	62.2%
Florida	63.2%	63.0%	60.2%	59.6%
Georgia	62.0%	62.5%	59.0%	59.5%
Hawaii	62.6%	64.1%	59.9%	60.7%
Idaho	69.0%	67.1%	67.8%	64.6%
Illinois	70.8%	70.5%	68.2%	67.7%
Indiana	69.9%	69.6%	67.5%	67.0%
Iowa	71.1%	73.0%	68.9%	71.0%
Kansas	69.4%	70.0%	67.2%	67.4%
Kentucky	67.9%	65.7%	66.0%	63.0%
Louisiana	59.6%	61.0%	57.3%	57.9%
Maine	57.9%	57.4%	55.5%	55.3%
Maryland	70.5%	69.5%	67.4%	66.5%
Massachusetts	68.8%	68.8%	65.4%	65.6%
Michigan	70.9%	67.7%	68.9%	65.4%
Minnesota	74.8%	74.1%	72.5%	71.6%
Mississippi	59.8%	61.3%	58.0%	58.1%
Missouri	65.5%	67.5%	63.4%	65.3%

State	Actual	2010 Rate (Final)	2020 Rate (start of NRFU)	2010 Rate (start of NRFU)
Montana	59.8%	64.6%	56.9%	62.3%
Nebraska	71.5%	71.1%	69.0%	68.8%
Nevada	66.0%	61.4%	62.4%	58.7%
New Hampshire	66.6%	64.4%	63.2%	61.5%
New Jersey	68.8%	67.6%	65.2%	64.4%
New Mexico	57.8%	60.0%	53.5%	56.9%
New York	63.3%	64.6%	59.0%	61.3%
North Carolina	62.6%	64.8%	59.3%	62.1%
North Dakota	64.8%	68.8%	62.7%	66.8%
Ohio	70.2%	69.0%	67.5%	66.2%
Oklahoma	60.5%	62.3%	57.9%	58.9%
Oregon	68.7%	66.9%	65.7%	63.9%
Pennsylvania	69.0%	70.2%	66.3%	67.8%
Rhode Island	64.8%	65.7%	61.0%	62.8%
South Carolina	60.3%	64.7%	57.4%	62.2%
South Dakota	66.9%	67.1%	64.4%	65.0%
Tennessee	65.6%	67.1%	62.5%	63.8%
Texas	62.1%	64.4%	58.3%	60.3%
Utah	70.6%	68.6%	67.5%	65.4%
Vermont	60.1%	60.3%	56.9%	58.1%
Virginia	70.9%	69.0%	68.0%	66.2%
Washington	71.9%	67.2%	69.1%	63.7%
West Virginia	56.0%	59.1%	54.9%	56.8%
Wisconsin	71.9%	73.5%	69.7%	71.2%
Wyoming	60.7%	63.4%	57.6%	61.1%
Puerto Rico	34.5%	53.8%	28.7%	51.2%

INTERNAL - FOR OFFICIAL USE ONLY



Date: September 26, 2020

U.S. Totals		
	Prior Day	Today
	9/25/20	9/26/20
Percent of HUs that Self-Responded	66.3%	66.4%
Percent of HUs Enumerated in NRFU	30.7%	31.0%
Percent of HUs Enumerated	97.0%	97.4%
Daily Change	0.4%	

## 2020 Census HU Enumeration Progress by State

State*	% HUs that Self-Responded	% HUs Enumerated in NRFU	% HUs Enumerated Current Day	% HUs Enumerated Prior Day	Daily Change
<b>U.S. Total</b>	<b>66.4%</b>	<b>31.0%</b>	<b>97.4%</b>	<b>97.0%</b>	<b>0.4%</b>
Alabama	62.9%	28.9%	91.8%	91.1%	0.7%
Alaska	54.1%	44.6%	98.7%	98.3%	0.3%
Arizona	63.4%	31.9%	95.3%	94.7%	0.7%
Arkansas	60.3%	38.9%	99.2%	98.9%	0.3%
California	68.8%	29.4%	98.2%	97.9%	0.3%
Colorado	69.5%	27.4%	96.9%	96.5%	0.4%
Connecticut	70.2%	28.9%	99.1%	99.0%	0.1%
Delaware	64.3%	32.7%	97.0%	96.4%	0.5%
District of Columbia	63.0%	33.3%	96.3%	95.9%	0.4%
Florida	63.2%	32.6%	95.8%	95.2%	0.6%
Georgia	62.0%	32.5%	94.5%	93.8%	0.7%
Hawaii	62.6%	37.1%	99.8%	99.7%	0.0%
Idaho	69.0%	30.7%	99.8%	99.8%	0.0%
Illinois	70.8%	27.5%	98.4%	98.0%	0.4%
Indiana	69.9%	29.4%	99.4%	99.2%	0.1%
Iowa	71.1%	26.1%	97.2%	96.6%	0.6%
Kansas	69.4%	29.9%	99.3%	99.2%	0.1%
Kentucky	67.9%	28.3%	96.2%	95.7%	0.5%
Louisiana	59.6%	33.6%	93.2%	92.5%	0.7%
Maine	57.9%	41.8%	99.7%	99.7%	0.1%
Maryland	70.5%	27.7%	98.2%	97.9%	0.3%
Massachusetts	68.8%	29.4%	98.2%	98.0%	0.3%
Michigan	70.9%	26.9%	97.8%	97.5%	0.3%
Minnesota	74.8%	24.0%	98.8%	98.6%	0.2%
Mississippi	59.8%	34.1%	93.9%	93.2%	0.7%
Missouri	65.5%	33.0%	98.4%	98.2%	0.3%

State*	% HUs that Self-Responded	% HUs Enumerated in NRFU	% HUs Enumerated Current Day	% HUs Enumerated Prior Day	Daily Change
Montana	59.8%	33.6%	93.4%	92.6%	0.8%
Nebraska	71.5%	26.8%	98.3%	98.0%	0.4%
Nevada	66.0%	31.5%	97.6%	97.1%	0.5%
New Hampshire	66.6%	32.3%	98.9%	98.7%	0.1%
New Jersey	68.8%	29.2%	98.0%	97.7%	0.3%
New Mexico	57.8%	37.0%	94.8%	94.4%	0.4%
New York	63.3%	34.6%	97.9%	97.6%	0.3%
North Carolina	62.6%	32.6%	95.2%	94.7%	0.5%
North Dakota	64.8%	33.7%	98.6%	98.3%	0.3%
Ohio	70.2%	28.1%	98.3%	98.1%	0.2%
Oklahoma	60.5%	35.9%	96.4%	95.8%	0.6%
Oregon	68.7%	29.4%	98.2%	98.0%	0.2%
Pennsylvania	69.0%	29.1%	98.1%	97.8%	0.3%
Rhode Island	64.8%	33.6%	98.4%	98.2%	0.2%
South Carolina	60.3%	33.6%	93.9%	93.3%	0.7%
South Dakota	66.9%	29.6%	96.5%	96.0%	0.5%
Tennessee	65.6%	32.1%	97.7%	97.4%	0.3%
Texas	62.1%	35.8%	97.8%	97.3%	0.5%
Utah	70.6%	28.4%	99.0%	98.7%	0.3%
Vermont	60.1%	39.4%	99.5%	99.4%	0.1%
Virginia	70.9%	26.7%	97.6%	97.2%	0.4%
Washington	71.9%	27.2%	99.2%	99.0%	0.2%
West Virginia	56.0%	43.9%	99.9%	99.9%	0.0%
Wisconsin	71.9%	27.2%	99.1%	98.8%	0.3%
Wyoming	60.7%	36.6%	97.2%	96.5%	0.7%
Puerto Rico	34.5%	65.0%	99.5%	99.3%	0.2%

Note: Percentages may not sum due to rounding. A limited number of areas were part of the NRFU "soft launch" beginning July 16 and could have higher completion rates due to more time in the field. Percentages for the U.S. Total do not include housing units in Puerto Rico.

Pre-decisional - Internal Only - Not for Public Distribution

---

**From:** Martin, Nicole (Federal) [NMartin1@doc.gov]  
**Sent:** 7/27/2020 12:59:52 PM  
**To:** Dillingham, Steven [steven.dillingham@census.gov]; Jarmin, Ron S [ron.s.jarmin@census.gov]; Lamas, Enrique [enrique.lamas@census.gov]; Fontenot, Albert E [albert.e.fontenot@census.gov]; Jones, Christa D [christa.d.jones@census.gov]; Walsh, Michael (Federal) [MWalsh@doc.gov]; Cannon, Michael (Federal) [MCannon@doc.gov]; Treat, James B [james.b.treat@census.gov]; Thieme, Michael T [michael.t.thieme@census.gov]; Smith, Steven K [steven.k.smith@census.gov]; Stempowski, Deborah M [deborah.m.stempowski@census.gov]; Taylor, Benjamin K [benjamin.k.taylor@census.gov]; Preston, Robert (Federal) [RPreston@doc.gov]; Ziaya, David R [david.r.ziaya@census.gov]; Lane, Jennifer (Federal) [JLane@doc.gov]; Davis, Caitlin (Federal) [CDavis4@doc.gov]; Sprung, Michael J [michael.j.sprung@census.gov]; Ding, Michael (Federal) [MDing@doc.gov]; Blair, Robert (Federal) [RBlair@doc.gov]; Ahmad, Ali M [ali.m.ahmad@census.gov]; Burris, Meghan (Federal) [MBurris@doc.gov]; Rockas, James (Federal) [JRockas@doc.gov]; Risko, Daniel (Federal) [DRisko@doc.gov]; Korzeniewski, Adam M [adam.m.korzeniewski@census.gov]; Paranzino, Anthony (Federal) [AParanzino@doc.gov]; Page, Benjamin J [benjamin.j.page@census.gov]; Olson, Timothy P [timothy.p.olson@census.gov]; Christy, James T [james.t.christy@census.gov]; Cogley, Nathaniel [nathaniel.cogley@census.gov]  
**CC:** Langdon, David (Federal) [DLangdon@doc.gov]; Bingham, Vicki [Vicki.Bingham@bea.gov]; Foti, Anthony (Federal) [AFoti@doc.gov]; Wyvill, Robin L [robin.l.wyvill@census.gov]; Becker Medina, Erika H [erika.h.becker.medina@census.gov]; Olson, Stephanie (Federal) [SOlson@doc.gov]; Boney, Virginia (Federal) [VBoney@doc.gov]; Preskenis, Kevin (Federal) [KPreskenis@doc.gov]; Gilman, Thomas (Federal) [TGilman@doc.gov]  
**Subject:** Senior Management Decennial Committee  
**Attachments:** 0. Sr Management Agenda 2020.07.27 (2).pdf; 01. 2020 Census High Level Summary 07272020.pdf; 2a.2020 Census NRFU Soft Launch Status 07272020.pptx; 2b.Phased Restart DOC Exec Report Slides for July 27 2020 ver 1 (2).pdf; 3.DOC Exec Report Slides for July 27 2020 ver 1.pdf; 4.DOC Exec Report Slides for EO 13880 for July 27 2020 ver 1.pdf

Good Afternoon,

Attached are the 2020 Census Program Update materials for the July 27, 2020 meeting with the Department of Commerce.

Attached are:

- Agenda
- 2020 Census High-level Program Summary
- 2020 Census: NRFU Soft Launch Status Deck
- 2020 Census: Phased Restart Deck
- 2020 Census: Exec Reports
- 2020 Census: EO 13880 Status Reports

Have a great afternoon,

**Nicole Martin**  
Office of the Deputy Secretary  
[NMartin1@doc.gov](mailto:NMartin1@doc.gov)  
O: 202-482-0504  
C: b(6)

# Senior Management Agenda

Monday, July 27, 2020

## 1. Summary Status for the 2020 Census

*Albert E. Fontenot, Jr.*  
*Associate Director for Decennial Census Programs, U.S. Census Bureau*

## 2. Phased Restart for the 2020 Census

*Albert E. Fontenot, Jr.*  
*Associate Director for Decennial Census Programs, U.S. Census Bureau*

## 3. 2020 Census Performance Reporting

*Albert E. Fontenot, Jr.*  
*Associate Director for Decennial Census Programs, U.S. Census Bureau*

## 4. Executive Order 13880 Update

*James B. Treat*  
*Senior Advisor for Decennial Affairs, Office of the Director, U.S. Census Bureau*

## 5. Discussion (time permitting)

## 2020 Census High-level Summary Status

July 27, 2020

The overall self-response rate has reached 62.6%. With 92.51 M HUs responding. 79.87% have responded by internet, 18.74% by paper and 1.39% by phone.

We are open and working in all 50 states, the district, Puerto Rico and the Island territories.

99.69% of the Addresses in the Update Leave address workload have had questionnaire packages delivered. (6,784,504 of the 6,805,523 addresses in the Update Leave workload.)

164 (of 169) ACOs have completed their Update Leave production workload

Of the addresses in the Update Leave workload 2,217,394 have responded.

- 51.41% (1,139,876) have responded by internet,
- 46.77% (1,037,136) have responded by paper and
- 1.82% (40,382) have responded by phone.

On July 16, 2020, enumerators have started following up with nonresponding housing units in six Area Census Offices.

- Gardiner, ME (New York Region)
- Beckley, WV (Philadelphia Region)
- New Orleans, LA (Atlanta Region)
- Kansas City, MO (Chicago Region)
- Oklahoma County, OK (Dallas Region)
- Boise, ID (Los Angeles Region)

To date, 234,889 cases have been resolved in the field in these areas. An additional 57,120 cases in these areas have self-responded since the identification of the Nonresponse Followup workload.

From a staffing perspective in these sites, approximately 5,850 enumerators are available to receive assignments compared to our goal to deploy of approximately 12,000 enumerators. Hiring and training of enumerators is ongoing.

On July 23, 2020 enumerators started to follow-up with nonresponding housing units in six additional Area Census Offices.

- Hartford, CT (New York Region)
- State College, PA (Philadelphia Region)
- Crystal City, VA (Philadelphia Region)
- Evansville, IN (Chicago Region)

- Wichita, KS (Dallas Region)
- Tacoma, WA (Los Angeles Region)

To date, 25,374 cases have been resolved in the field in these areas. An additional 38,634 cases in these areas have self-responded since the identification of the Nonresponse Followup workload.

From a staffing perspective, training of enumerators is underway. Approximately 2,500 enumerators, have completed all necessary training and are available to receive assignments. Additional enumerators will complete all necessary training over the next few days.

Other updates of interest:

The first Nonresponse Followup enumeration was completed on July 1, 2020 in Boise, Idaho.

31 states have a Self-Response rate at or above 60%.

17 states have achieved a Self-Response Rate at or above their 2010 Census Self-Response Rate at the start of Nonresponse Followup.

4 states have achieved a Self-Response Rate at or above their final 2010 Census Self-Response Rate.

# **2020 Census: Nonresponse Followup**

## Soft Launch Status and Early Findings

July 27, 2020

Shape  
your future  
START HERE >

United States  
**Census**  
2020

## 2020 Census: Nonresponse Followup Progress Cycle – 1a

### Daily Progress Goal 19%

Area Census Office	State	Production Workload	Total Complete	Percent Complete
Gardiner	ME	389,466	51,301	13.17%
Beckley	WV	486,694	83,157	17.09%
Kansas City	MO	423,556	75,031	17.71%
New Orleans	LA	178,853	30,452	17.03%
Oklahoma County	OK	264,578	37,558	14.20%
Boise	ID	299,163	73,942	24.72%
<b>Total</b>		<b>2,042,310</b>	<b>351,441</b>	<b>17.21%</b>

Shape  
your future  
START HERE >

United States  
**Census**  
2020

Pre-decisional - Internal Use Only - Not for Public Distribution

2

## 2020 Census: Nonresponse Followup Progress Cycle – 1b

Daily Progress Goal 5%

Area Census Office	State	Production Workload	Total Complete	Percent Complete
Hartford	CT	219,647	16,606	7.56%
State College	PA	330,398	14,598	4.42%
Crystal City	VA	117,175	10,811	9.23%
Evansville	IN	247,311	9,010	3.64%
Wichita	KS	301,551	15,646	5.19%
Tacoma	WA	169,480	9,715	5.73%
<b>Total</b>		<b>1,385,562</b>	<b>76,386</b>	<b>5.51%</b>

Shape  
your future  
START HERE >

United States  
**Census  
2020**

Pre-decisional - Internal Use Only - Not for Public Distribution

3



## 2020 Census: Nonresponse Followup Enumerator Staffing - Cycle 1a

Area Census Office	State	Enumerators Goal to Deploy	Enumerators Active	% Active to Goal
Gardiner	ME	2,158	1,016	47.08%
Beckley	WV	3,198	1,444	45.15%
Kansas City	MO	2,271	1,264	55.66%
New Orleans	LA	1,199	553	46.12%
Oklahoma County	OK	1,608	576	35.82%
Boise	ID	1,531	993	64.86%
<b>Total</b>		<b>11,965</b>	<b>5,846</b>	<b>48.86%</b>

Shape  
your future  
START HERE >

United States  
**Census  
2020**

Pre-decisional - Internal Use Only - Not for Public Distribution

4

## 2020 Census: Nonresponse Followup Enumerator Staffing - Cycle 1b

Area Census Office	State	Enumerators Goal to Deploy	Enumerators Active	% Active to Goal
Hartford	CT	1,430	781	54.62%
State College	PA	1,924	447	23.23%
Crystal City	VA	689	402	58.35%
Evansville	IN	1,582	183	11.57%
Wichita	KS	1,742	430	24.68%
Tacoma	WA	1,097	265	24.16%
<b>Total</b>		<b>8,464</b>	<b>2,508</b>	<b>29.63%</b>

Training completes July 27, 2020.

Shape  
your future  
START HERE >

United States  
**Census**  
2020

Pre-decisional - Internal Use Only - Not for Public Distribution

4

## Early Observations on the 1a Offices

- The lag between selection and training, as well as concerns about COVID are increasing no-show rates for training sessions.
- Partners who are provide training sites cancel with very little or no notice due to COVID concerns and trainees have to be rescheduled for another location/day.
- Smartphone learning issues are the top reasons cited for withdrawals from training. COVID-adjusted training is now online with only one in-person touchpoint with a supervisor. Technical issues we would normally resolve during the in-person session must be handled by phone.
- The second is concerns about COVID. Once a trainee fully embraces the fact that they have to interact with the public, some become fearful due to the pandemic.
- Part-time workers cite risk to receiving Unemployment benefits, specifically the \$600 weekly federal portion.
- Appointment, Hiring and Training processes are complex – staff are learning how they work

Shape  
your future  
START HERE >

United States  
Census  
2020

Pre-decisional - Internal Use Only - Not for Public Distribution

4

## Mitigation Actions

- Staff are increasing the numbers they schedule for training.
- Clerks are making more reminder/confirmation calls to trainees prior to the session.
- Staff are scheduling more replacement/backfill training sessions.
- CFSs will give more follow-up phone support to enumerator trainees so that those with smartphone learning challenges can be more successful.
- Managers are developing contingencies for training sites to allow for quick alternatives if necessary.
- Recruiting additional applicants in areas with a smaller pool to ensure we have a fresh set of interested applicants who are fully aware they are applying for a job in a pandemic environment.
- Extending fingerprint sites so that replacement hires can get fingerprints taken ASAP, get cleared quickly, and then inserted into a training session.
- Developing better analytical tools to pinpoint problem areas early for interventions.

Shape  
your future  
START HERE >

2020  
Census

# Status Reporting: Phased Restart for the 2020 Decennial Census

## Periodic Reporting: Release for July 27, 2020

# Periodic Performance Management Reports

Report Title	Slide Number
2020 Census: Phased Restart Update Leave Status by State	3
2020 Census: Update Leave Progress & Cost	4
2020 Census: Update Leave – Status Update	5
2020 Census: Phased Restart of Paper Data Capture Centers Staffing Status	6
2020 Census: Phased Restart Fingerprinting Status	7
NRFU Tip Sheet Soft Launch – Cycle 1A	8
NRFU Tip Sheet Soft Launch – Cycle 1B	9
NRFU Tip Sheet Soft Launch – Cycle 2	10-11

# Periodic Performance Management Reports

## 2020 Census: Phased Restart Update Leave Status by State

Source: Unified Tracking System  
Data Current as of: July 27, 2020

Decisions to Restart work are informed by data available on the All Hazards Consortium site - "US State and Territory Actions in Response to COVID 19."

State	% Update Leave	HUs in UL Workload	% HUs Complete		Change
			Prior Week	Current Week	
<b>U.S. Total</b>	<b>4.5%</b>	<b>6,805,523</b>	<b>99.5%</b>	<b>99.7%</b>	<b>0.2%</b>
Alabama	3.2%	81,964	100.0%	100.0%	0.0%
Alaska	34.1%	110,022	100.0%	100.0%	0.0%
Arizona	6.6%	214,291	93.7%	95.7%	1.9%
Arkansas	5.0%	77,716	100.0%	100.0%	0.0%
California	2.3%	348,797	99.97%	99.97%	0.0%
Colorado	7.5%	195,895	100.0%	100.0%	0.0%
Connecticut	0.4%	5,868	100.0%	100.0%	0.0%
Florida	1.7%	171,871	100.0%	100.0%	0.0%
Georgia	2.3%	111,905	100.0%	100.0%	0.0%
Hawaii	10.8%	63,303	100.0%	100.0%	0.0%
Idaho	9.0%	70,780	100.0%	100.0%	0.0%
Illinois	0.8%	42,827	100.0%	100.0%	0.0%
Indiana	1.3%	39,142	100.0%	100.0%	0.0%
Iowa	0.9%	14,050	100.0%	100.0%	0.0%
Kansas	2.4%	32,178	100.0%	100.0%	0.0%
Kentucky	3.7%	78,593	100.0%	100.0%	0.0%
Louisiana	4.0%	91,447	100.0%	100.0%	0.0%
Maine	14.2%	111,689	100.0%	100.0%	0.0%
Massachusetts	2.2%	69,244	100.0%	100.0%	0.0%
Michigan	2.2%	106,770	100.0%	100.0%	0.0%
Minnesota	3.4%	86,706	97.8%	100.0%	2.2%
Mississippi	3.7%	54,499	100.0%	100.0%	0.0%
Missouri	4.3%	131,018	100.0%	100.0%	0.0%
Montana	19.2%	112,978	95.5%	96.4%	0.9%

State	% Update Leave	HUs in UL Workload	% HUs Complete		Change
			Prior Week	Current Week	
Nebraska	3.5%	30,670	100.0%	100.0%	0.0%
Nevada	3.6%	47,778	99.98%	99.98%	0.0%
New Hampshire	9.9%	65,936	100.0%	100.0%	0.0%
New Jersey	1.1%	40,514	100.0%	100.0%	0.0%
New Mexico	19.2%	200,664	94.9%	96.7%	1.8%
New York	3.0%	270,545	100.00%	100.00%	0.0%
North Carolina	3.3%	164,775	100.0%	100.0%	0.0%
North Dakota	9.9%	40,051	98.6%	98.6%	0.0%
Ohio	0.6%	34,686	100.0%	100.0%	0.0%
Oklahoma	9.8%	187,921	100.0%	100.0%	0.0%
Oregon	1.4%	27,198	100.0%	100.0%	0.0%
Pennsylvania	3.3%	197,124	100.0%	100.0%	0.0%
Rhode Island	1.1%	5,657	100.0%	100.0%	0.0%
South Carolina	2.4%	61,375	100.0%	100.0%	0.0%
South Dakota	12.4%	51,715	100.0%	100.0%	0.0%
Tennessee	0.3%	9,010	100.0%	100.0%	0.0%
Texas	3.6%	441,668	100.0%	100.0%	0.0%
Utah	7.6%	90,972	98.7%	99.6%	0.9%
Vermont	17.2%	61,075	100.0%	100.0%	0.0%
Virginia	0.9%	34,615	100.0%	100.0%	0.0%
Washington	2.8%	92,093	100.0%	100.0%	0.0%
West Virginia	28.8%	289,189	100.0%	100.0%	0.0%
Wisconsin	3.3%	93,399	100.0%	100.0%	0.0%
Wyoming	22.9%	67,114	100.0%	100.0%	0.0%
Puerto Rico	100.0%	1,776,226	100.0%	100.0%	0.0%

Legend:

All ACOs with UL Workload Restarted

All UL Workload Completed

# Periodic Performance Management Reports

## 2020 Census: Update Leave Progress & Cost

Status:

● On Track

Data current as of:

July 27, 2020

Start Date:

March 15, 2020

Completion Date:

July 20, 2020\*

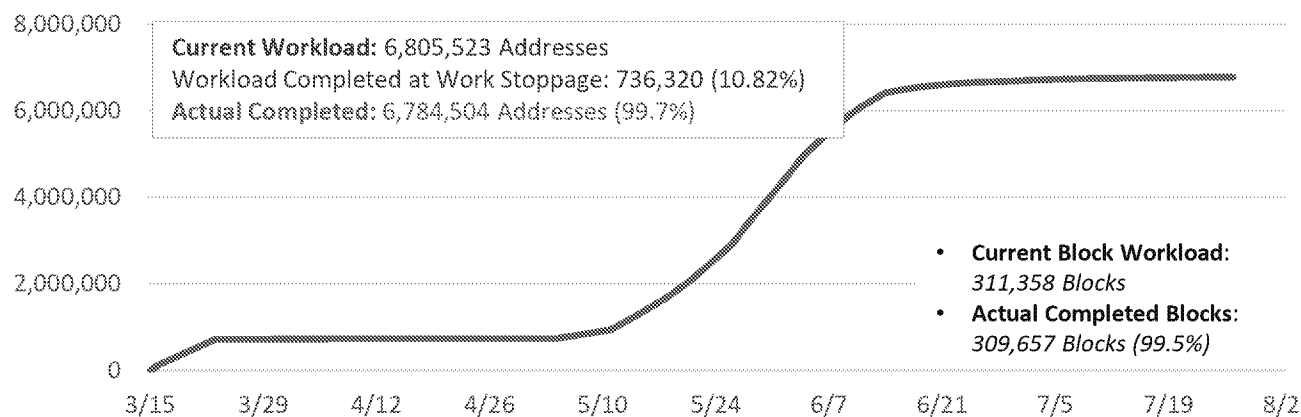
Notes:

- \*In a small number of areas with access challenges, work will extend beyond 7/20 to complete the update of the Census address list and the delivery of questionnaire packages.
- Addresses in the Update Leave workload that do not self-respond are included in the Nonresponse Followup operation.

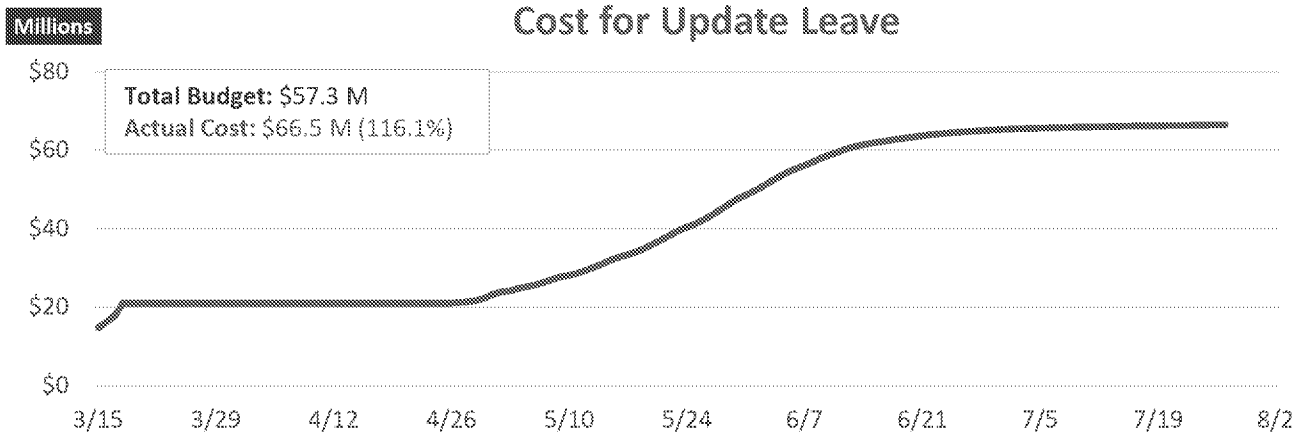
### Lister Productivity

- Addresses per Hour: 8.0
- Life Cycle Cost Model Estimate for Addresses per Hour: 5.3

### Progress for Update Leave



### Cost for Update Leave



Source: Unified Tracking System



# Periodic Performance Management Reports

## 2020 Census: Update Leave – Status Update

Source: Unified Tracking System, *Census Data Lake, Decennial Statistical Studies Division*

Data Current as of: July 27, 2020

### Operation:

The Update Leave (UL) operation is designed to occur in areas where the majority of housing units either do not have mail delivered to the physical location of the housing unit, or the mail delivery information for the housing unit cannot be verified. A Census Bureau employee will physically deliver a 2020 Census invitation to these housing units.

### Workload:

- Update Leave Original Workload (does not change): 6,805,523
- Workload Completed March 18 (date field operations were suspended): 736,320
  - Percentage Completed at suspension: 10.82%
- Workload Completed as of July 27: 6,784,504
- Percentage Completed: 99.69%

### Response Rates:

- UL Total Responses (as of March 18): 139,825
  - Internet: 12,478 (8.92%)
  - Paper: 127,189 (90.96%)
  - Phone: 158 (0.11%)
- UL Total Responses (as of July 27): 2,217,394
  - Internet: 1,139,876 (51.41%)
  - Paper: 1,037,136 (46.77%)
  - Phone: 40,382 (1.82%)

# Periodic Performance Management Reports

## 2020 Census: Phased Restart of Paper Data Capture Centers Staffing Status

Status:

● On Track

Data current as of:

July 23, 2020

Start Date:

January 21, 2020

Completion Date:

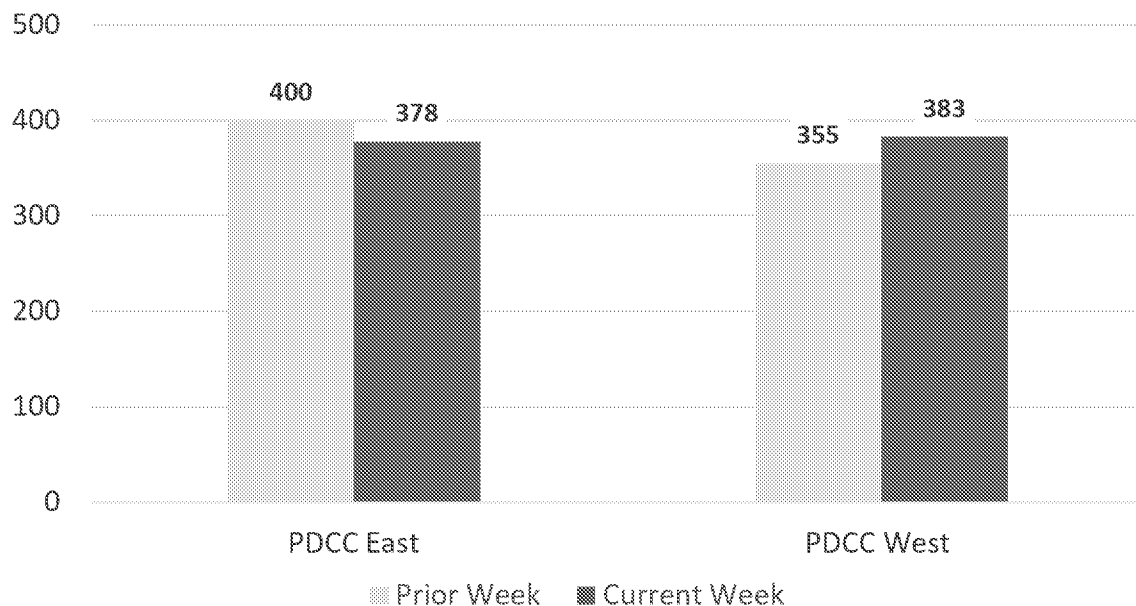
November 30, 2020

### Notes:

- No major changes expected for PDCC-East.
- Increased COVID-19 activity in Arizona is impacting PDCC West staffing.
- Several positive COVID-19 employees and close contacts returned to work at PDCC-West.

### Paper Data Capture Staffing by Center

**Total Staff: 761, +6 from prior week**



# Periodic Performance Management Reports

## 2020 Census: Phased Restart Fingerprinting Status

Status:

● On Track

Data current for  
the week of:  
*July 27, 2020*

Start Date:  
*January 21, 2020*

Completion Date:  
*October 31, 2020*

Notes:

### Overall Fingerprinting Status

Status	Prior Week	Change from Prior Week	Current Week
Total Number of Applicants that Reached DAPPS	2,987,064	+11,228	<b>2,998,292</b>
Total Number Selected	1,219,931	+16,397	<b>1,236,328</b>
Total Number Fingerprinted	825,984	+16,279	<b>842,263</b>
Total Pending Fingerprinting	393,947	+118	<b>394,065</b>
Total Remaining Applicant Pool	1,767,133	-5,169	<b>1,761,964</b>

# Periodic Performance Management Reports

## 2020 Census: NRFU Tip Sheet Soft Launch – Cycle 1A

Source: Decennial Census Management Division

Data Current as of: July 2, 2020

### Cycle 1A NRFU Soft Launch

Beginning July 16, the Census Bureau will soft-launch sending approximately 12,000 Census Enumerators to follow up with households in communities covered by six area census offices—one in each census region. The six locations are:

- Gardiner, ME (New York Region)
- Beckley, WV (Philadelphia Region)
- New Orleans, LA (Atlanta Region)
- Kansas City, MO (Chicago Region)
- Oklahoma County, OK (Dallas Region)
- Boise, ID (Los Angeles Region)

### Key Dates

- 6/18: Census Field Supervisor (CFS) Training
- 7/7: Enumerator Training
- 7/16: Production

### CFS/Enumerator Deploy Goals by Office

- Selection and Fingerprint Goals have been achieved for both CFS and Enumerators.
- Plan to deploy approximately 515 CFSs and 12,000 Enumerators

ACO Name	Current Self-Response Rate (6/29)	NRFU CFS Goal to Deploy*	NRFU Enums Goal to Deploy*
Gardiner	53%	97	2,158
Beckley	53%	144	3,198
Kansas City	62%	104	2,271
New Orleans	56%	55	1,199
Oklahoma County	59%	74	1,608
Boise	65%	70	1,531
<b>Totals</b>		<b>514</b>	<b>11,965</b>

\* Adjusted deployment goal.

# Periodic Performance Management Reports

## 2020 Census: NRFU Tip Sheet Soft Launch – Cycle 1B

Source: Decennial Census Management Division

Data Current as of: July 9, 2020

### Cycle 1B NRFU Soft Launch

Beginning July 23, the Census Bureau will conduct a second NRFU soft-launch sending approximately 8,500 Census Enumerators to follow up with households in communities covered by six Area Census Offices (ACOs). The six locations are:

- Hartford, CT (New York Region)
- State College, PA (Philadelphia Region)
- Crystal City, VA (Philadelphia Region)
- Evansville, IN (Chicago Region)
- Wichita, KS (Dallas Region)
- Tacoma, WA (Los Angeles Region)

### Key Dates

- 6/25: Census Field Supervisor (CFS) Training
- 7/14: Enumerator Training
- 7/23: Production

### CFS/Enumerator Deploy Goals by Office

- Plan to deploy approximately 385 CFSs and 8,500 Enumerators

ACO Name	Current Self-Response Rate (7/07)	NRFU CFS Goal to Deploy*	NRFU Enums Goal to Deploy*
Hartford	67%	64	1,430
State College	62%	87	1,924
Crystal City	71%	32	689
Evansville	67%	73	1,582
Wichita	63%	78	1,742
Tacoma	69%	50	1,097
<b>Totals</b>		<b>384</b>	<b>8,464</b>

\* Adjusted deployment goal.

# Periodic Performance Management Reports

## 2020 Census: NRFU Tip Sheet Soft Launch – Cycle 2

Source: Decennial Census Management Division

Data Current as of: July 16, 2020

### Cycle 2 NRFU Soft Launch

Beginning July 30, the Census Bureau will conduct a third NRFU soft-launch sending approximately 52,200 Census Enumerators to follow up with households in communities covered by thirty-five Area Census Offices (ACOs). The thirty-five locations are:

- Guaynabo, PR (New York Region)
- Caguas, PR (New York Region)
- Mayaguez, PR (New York Region)
- Danbury, CT (New York Region)
- Quincy, MA (New York Region)
- Waltham, MA (New York Region)
- Worcester, MA (New York Region)
- Trenton, NJ (New York Region)
- Buffalo, NY (New York Region)
- Hanover, MD (Philadelphia Region)
- Hagerstown, MD (Philadelphia Region)
- Towson, MD (Philadelphia Region)
- Mansfield, OH (Philadelphia Region)
- Cranberry Township, PA (Philadelphia Region)
- Harrisburg, PA (Philadelphia Region)
- Aurora, CO (Dallas Region)
- Colorado North, CO (Dallas Region)
- Denver, CO (Dallas Region)
- Bismarck, ND (Dallas Region)
- Chicago Central, IL (Chicago Region)
- Chicago Far Southwest, IL (Chicago Region)
- Chicago South, IL (Chicago Region)
- Cook County NW, IL (Chicago Region)
- Cook County South, IL (Chicago Region)
- Dekalb, IL (Chicago Region)
- Oswego, IL (Chicago Region)
- Peoria, IL (Chicago Region)
- Skokie, IL (Chicago Region)
- Indianapolis, IN (Chicago Region)
- Lake County, IN (Chicago Region)
- Green Bay, WI (Chicago Region)
- Honolulu, HI (Los Angeles Region)
- Everett, WA (Los Angeles Region)
- Olympia, WA (Los Angeles Region)
- Seattle, WA (Los Angeles Region)

### Key Dates

- 7/1: Census Field Supervisor (CFS) Training
- 7/21: Enumerator Training
- 7/30: Production

# Periodic Performance Management Reports

## 2020 Census: NRFU Tip Sheet Soft Launch – Cycle 2 (cont'd)

Source: Decennial Census Management Division

Data Current as of: July 16, 2020

### CFS/Enumerator Deploy Goals by Office

- Plan to deploy approx. 2,400 CFSs and 52,200 Enumerators

ACO Name	Current Self-Response Rate (7/14)	NRFU CFS Goal to Deploy	NRFU Enums Goal to Deploy
Guaynabo	26%	149	3,302
Caguas	23%	141	3,120
Mayaguez	24%	139	3,094
Danbury	65%	59	1,300
Quincy	70%	33	726
Waltham	70%	58	1,250
Worcester	65%	70	1,560
Trenton	68%	50	1,072
Buffalo	67%	61	1,352
Hanover	67%	77	1,659
Hagerstown	71%	59	1,276
Towson	65%	71	1,557
Mansfield	71%	63	1,378
Cranberry Township	67%	83	1,846
Harrisburg	71%	71	1,586
Aurora	71%	42	919
Colorado North	62%	73	1,612
Denver	69%	50	1,072

ACO Name	Current Self-Response Rate (7/14)	NRFU CFS Goal to Deploy	NRFU Enums Goal to Deploy
Bismarck	62%	41	910
Chicago Central	54%	85	1,837
Chicago Far Southwest	70%	47	1,021
Chicago South	50%	61	1,352
Cook County NW	71%	51	1,123
Cook County South	55%	56	1,225
Dekalb	73%	55	1,199
Oswego	76%	48	1,046
Peoria	68%	71	1,557
Skokie	69%	42	919
Indianapolis	66%	66	1,429
Lake County	66%	78	1,710
Green Bay	76%	67	1,455
Honolulu	58%	80	1,768
Everett	70%	66	1,429
Olympia	67%	68	1,392
Seattle	70%	53	1,148
<b>Totals</b>		<b>2,380</b>	<b>52,201</b>






# Status Reporting: 2020 Decennial Census

Periodic Reporting: Release for July 27, 2020



# Periodic Performance Management Reports

Release for July 27, 2020

Status	Report Title	Summary	Slide Number
	2020 Census: Applicant Status	Actions taken to achieve our recruiting target were successful. We have achieved our applicant goal.	4
	2020 Census: Remote Alaska Production Progress & Cost	Enumerations have resumed in all remaining areas that were incomplete in mid-March when work was suspended. Lack of access to some villages due to COVID-19 quarantines has required moving the planned completion of the Remote Alaska operation to August 31, 2020.	5
	2020 Census: Self-Response of Housing Units	Self-Response to the 2020 Census is tracking within the projected range. The projected Self-Response rate has been revised to account for re-planned operational timing and a sixth mailing prior to the August 11 start of Nonresponse Followup.	6
	2020 Census: Self-Response of Housing Units by Response Mode	Internet response is exceeding expectations. The projected Self-Response rates by mode have been revised to account for re-planned operational timing and a sixth mailing prior to the August 11 start of Nonresponse Followup.	7
	2020 Census: Self-Response of Housing Units by State		8

## Legend

Not Applicable

Completed




On Track

Management Focus

Requires Attention

# Periodic Performance Management Reports

Release for July 27, 2020

Status	Report Title	Summary	Slide Number
	2020 Census: Questionnaire Assistance Inbound Calls	Inbound call support continues. A return call option is available to callers who leave a message requesting this option.	9
	2020 Census: Partners & Participating Organizations	Progress to establish relationships with National and community organizations is ongoing. The number of partnering organizations at the national-level has grown to 1,032. The 2020 Census exposure at the local and community level continues; the number of active community partners is over 394,000. We have exceeded the 2010 Census numbers for both national and community partners.	10
	2020 Census: Integrated Communications Campaign Weekly Report Timeline	Steady progress continues on Integrated Communications Campaign efforts. The program is rapidly preparing new messages and delivery vehicles in light of the our current environment.	11
	2020 Census: Monthly FY 2020 Budget Execution Report	Fiscal Year 2020 budget execution is managing budget to address critical program needs.	12

## Legend

Not Applicable

Completed

On Track

Management Focus

Requires Attention

# Periodic Performance Management Reports

## 2020 Census: Applicant Status

Status:

● On Track

Data current as of:

July 27, 2020

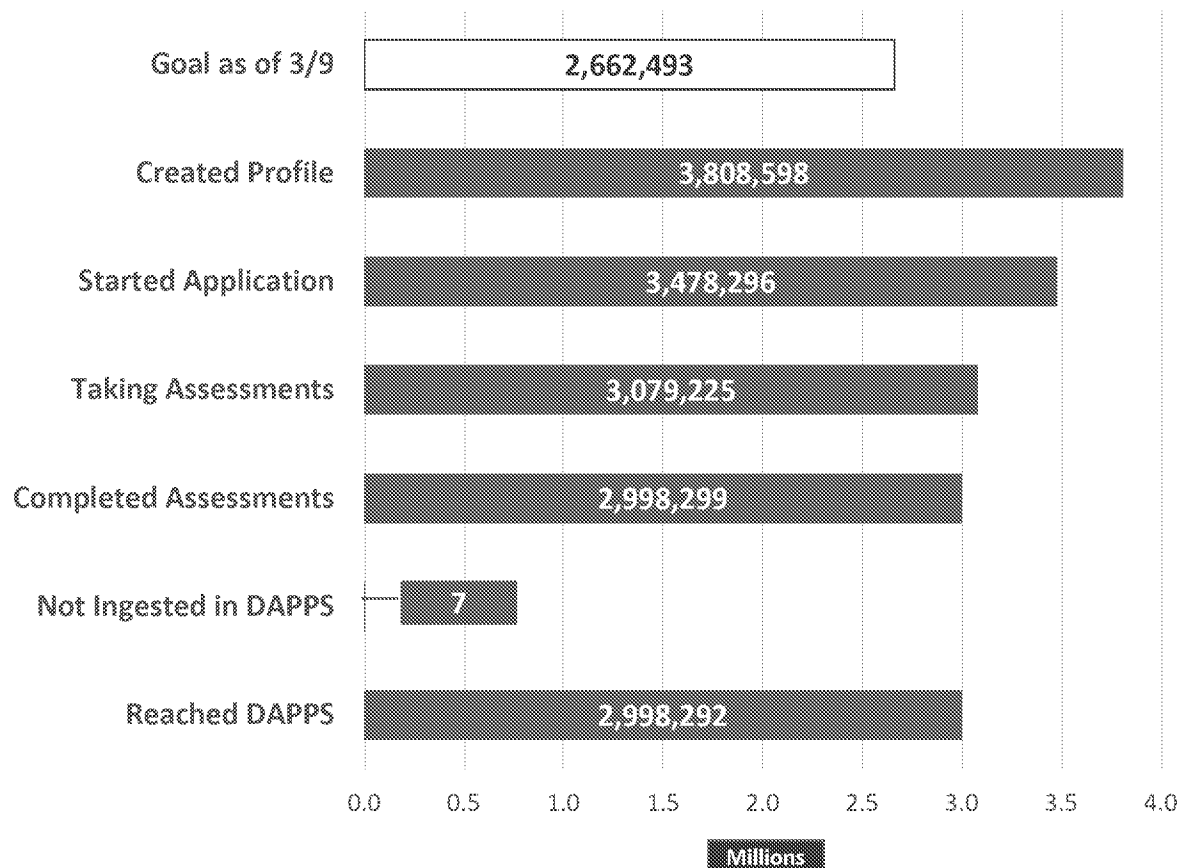
Completion Date:

January 5, 2021

### Notes:

- Actions taken to achieve our recruiting target were successful. We have achieved our applicant goal.
- We are communicating with our recruits, selectees, and on-board staff so that staff are ready to work as we recommence all field operations.

### Steps in Applying for a Position



# Periodic Performance Management Reports

## 2020 Census: Remote Alaska Progress & Cost

Status:

● On Track

Data current as of:

July 27, 2020

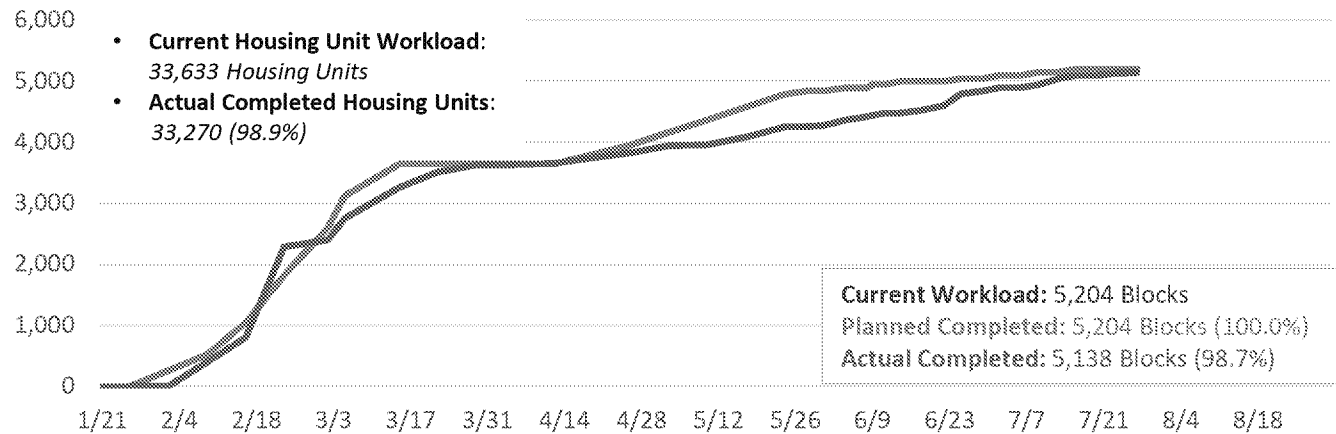
Start Date:

January 21, 2020

Completion Date:

August 31, 2020

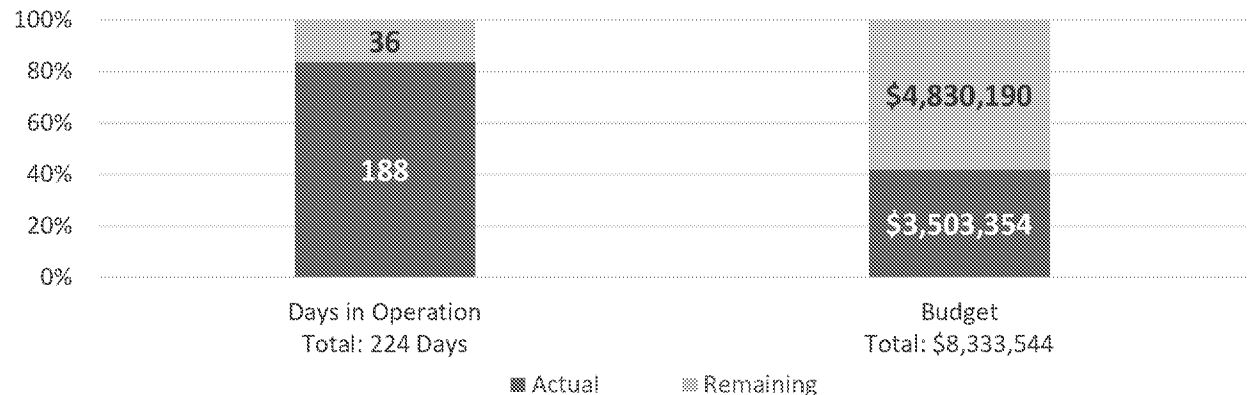
### Progress for Remote Alaska Production



Notes:

- Lack of access to some villages due to COVID-19 quarantines has required moving the planned completion of the Remote Alaska operation to August 31, 2020.
- Enumerations have resumed in all remaining areas that were incomplete in mid-March when work was suspended.

### Key Performance Indicators for Remote Alaska



Source: Unified Tracking System, Automated Tracking and Control

# Periodic Performance Management Reports

## 2020 Census: Self-Response of Housing Units

Status:

● On Track

Data current as of:

July 27, 2020

Start Date:

March 12, 2020

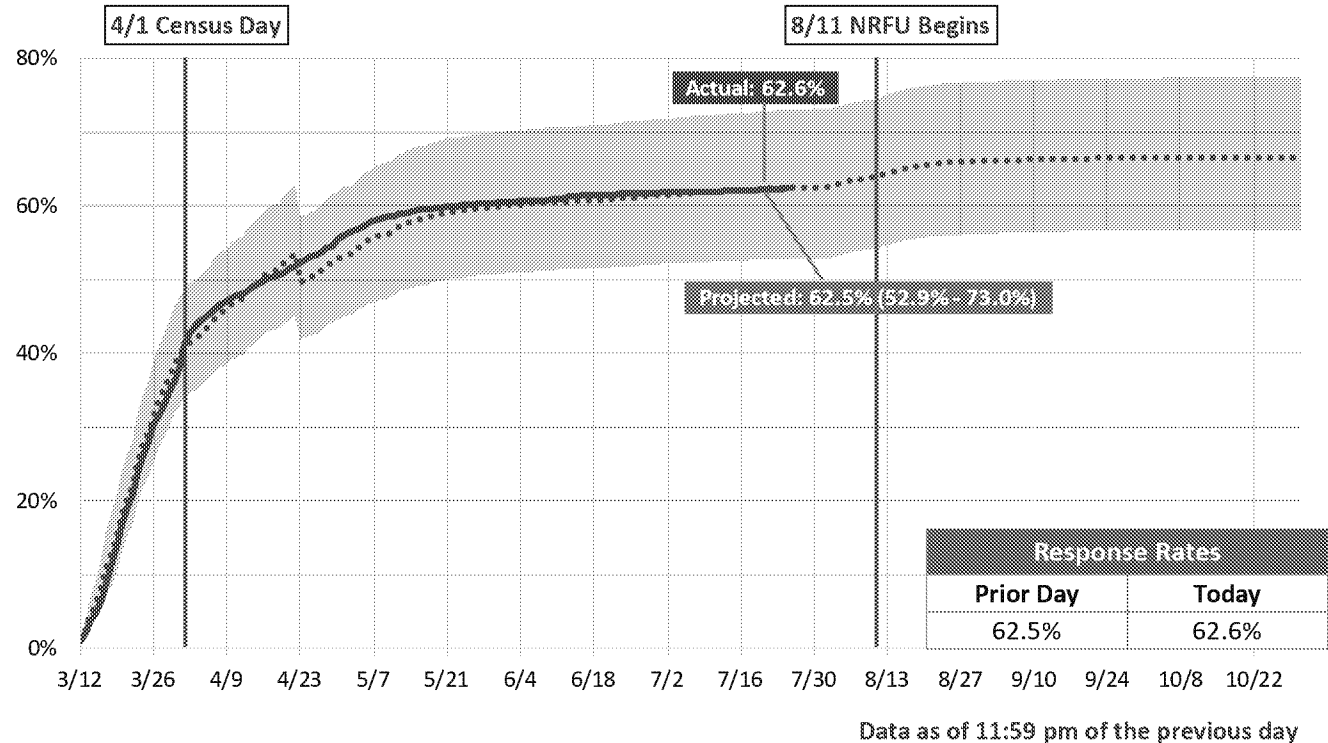
Completion Date:

October 31, 2020\*

### Notes:

- As of April 22, the projected Self-Response rate has been revised to account for re-planned operational timing and a sixth mailing prior to the August 11 start of Nonresponse Followup.
- Response rates reflect responses from Self-Response and Update Leave.
- \* Internet, Paper, and Phone response options remain available throughout the data collection timeframe to offer maximum flexibility for respondents.

### Actual vs. Projected Self-Response Rates



### Legend

Actual Self-Response Rate	—————
Projected Self-Response Rate	*****
Lower & Upper Bound	—————

Source: Census Data Lake & Decennial Statistical Studies Division

# Periodic Performance Management Reports

## 2020 Census: Self-Response of Housing Units by Response Mode

Status:

○ Management Focus

Data current as of:

July 27, 2020

Start Date:

March 12, 2020

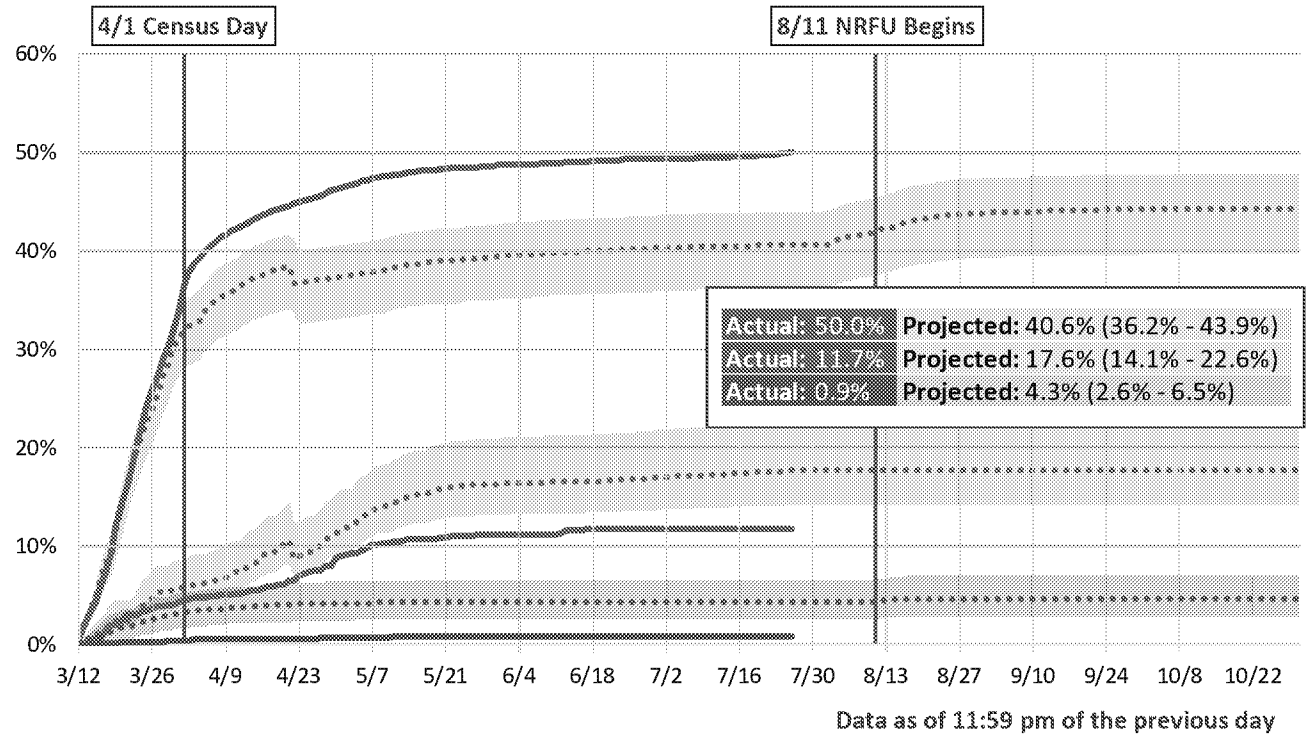
Completion Date:

October 31, 2020\*

Notes:

- As of April 22, the projected Self-Response rates have been revised to account for re-planned operational timing and a sixth mailing prior to the August 11 start of Nonresponse Followup.
- The paper counts include inbound mail.
- \* Internet, Paper, and Phone response options remain available throughout the data collection timeframe to offer maximum flexibility for respondents.

Actual vs. Projected Self-Response Rates by Mode



Legend

	Internet	Paper	Phone
Actual Self-Response Rate	—————	—————	—————
Projected Self-Response Rate	*****	*****	*****
Lower & Upper Bound			

# Periodic Performance Management Reports

## 2020 Census: Self-Response of Housing Units by State

Source: Decennial Statistical Studies Division

Data Current as of: July 27, 2020

State	Actual	2010 Rate (start of NRFU)	2010 Rate (Final)
<b>U.S. Total</b>	<b>62.6%</b>	<b>63.5%</b>	<b>66.5%</b>
Minnesota	71.9%	71.6%	74.1%
Wisconsin	69.2%	71.2%	73.5%
Nebraska	68.6%	68.8%	71.1%
Iowa	68.5%	71.0%	73.0%
Michigan	68.5%	65.4%	67.7%
Washington	67.9%	63.7%	67.2%
Virginia	67.3%	66.2%	69.0%
Illinois	67.2%	67.7%	70.5%
Utah	67.0%	65.4%	68.6%
Ohio	66.8%	66.2%	69.0%
Indiana	66.7%	67.0%	69.6%
Idaho	66.5%	64.6%	67.1%
Maryland	66.5%	66.5%	69.5%
Kansas	66.4%	67.4%	70.0%
Connecticut	66.2%	66.3%	69.5%
Colorado	65.9%	64.4%	67.2%
Kentucky	65.7%	63.0%	65.7%
Pennsylvania	65.6%	67.8%	70.2%
Oregon	64.9%	63.9%	66.9%
Massachusetts	64.6%	65.6%	68.8%
New Jersey	64.5%	64.4%	67.6%
South Dakota	64.0%	65.0%	67.1%
California	63.8%	64.7%	68.2%
Missouri	62.7%	65.3%	67.5%
New Hampshire	62.6%	61.5%	64.4%
North Dakota	62.0%	66.8%	68.8%

State	Actual	2010 Rate (start of NRFU)	2010 Rate (Final)
Tennessee	61.9%	63.8%	67.1%
Nevada	61.8%	58.7%	61.4%
Rhode Island	60.4%	62.8%	65.7%
Alabama	60.3%	59.5%	62.5%
Delaware	60.2%	60.8%	64.1%
Florida	59.7%	59.6%	63.0%
Arizona	59.3%	58.5%	61.3%
District of Columbia	58.8%	62.2%	66.0%
Hawaii	58.7%	60.7%	64.1%
North Carolina	58.7%	62.1%	64.8%
Georgia	58.3%	59.5%	62.5%
New York	58.1%	61.3%	64.6%
Texas	57.5%	60.3%	64.4%
Mississippi	57.5%	58.1%	61.3%
Arkansas	57.3%	59.5%	62.3%
Oklahoma	57.1%	58.9%	62.3%
Wyoming	57.0%	61.1%	63.4%
South Carolina	56.9%	62.2%	64.7%
Louisiana	56.7%	57.9%	61.0%
Montana	56.4%	62.3%	64.6%
Vermont	56.2%	58.1%	60.3%
Maine	54.4%	55.3%	57.4%
West Virginia	54.1%	56.8%	59.1%
New Mexico	52.4%	56.9%	60.0%
Alaska	49.0%	51.6%	55.6%
Puerto Rico	26.7%	51.2%	53.8%

Data as of 11:59 pm of the previous day

# Periodic Performance Management Reports

## 2020 Census: Questionnaire Assistance Inbound Calls

Status:

● On Track

Data current as of:

July 25, 2020

Completion Date:

October 31, 2020

Notes:

- To date, 17,787 callers have requested the callback option. These callbacks have resulted in 6,356 completed interviews and 3,684 callers being provided assistance.

Total Inbound Call Volume % (PTD)



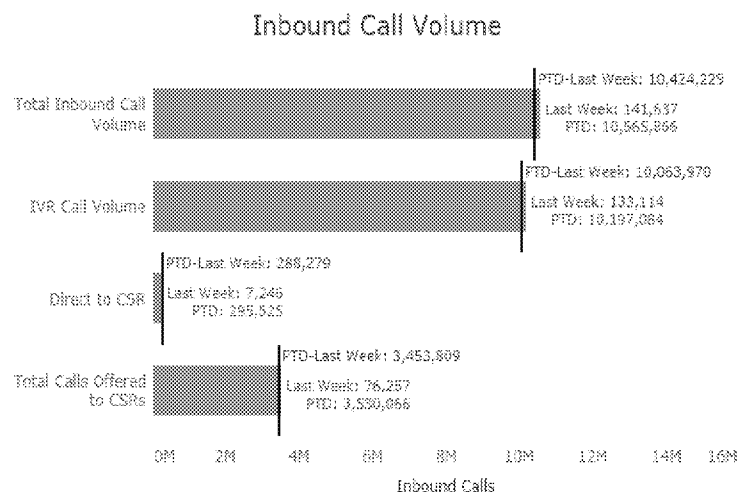
English	87.2%	Spanish	11.1%	TTY	0.7%	Vietnamese	0.2%	Korean	0.1%	All Other	0.7%
---------	-------	---------	-------	-----	------	------------	------	--------	------	-----------	------

Key Performance Metrics (PTD)

	Planned	Actual
Total Inbound Call Volume	8,985,051	10,565,866
Deflection Rate	47.0%	66.8%
Service Level - 30 Seconds	80.0%	63.3%
Average Handle Time	9:04	9:21

Calls Offered to CSRs by Language

	7/12 - 7/18	7/19 - 7/25	PTD	PTD %
English	18,189	62,555	3,114,904	98.2%
English Puerto Rico	37	267	2,499	0.1%
Spanish	2,583	7,309	271,523	7.7%
Spanish Puerto Rico	710	5,465	32,234	0.9%
Chinese Mandarin	67	66	10,471	0.3%
Chinese Cantonese	65	81	9,033	0.3%
Vietnamese	27	61	12,777	0.4%
Korean	36	49	12,395	0.4%
Russian	29	37	6,537	0.2%
Arabic	20	35	3,991	0.1%
Tagalog	6	37	2,575	0.1%
Polish	10	8	2,362	0.1%
French	3	11	1,135	0.0%
Haitian Creole	28	31	2,498	0.1%
Portuguese	8	16	1,734	0.0%
Japanese	6	10	2,214	0.1%
TTY	48	92	36,649	1.0%
Group Quarters	120	127	4,535	0.1%
<b>Total</b>	<b>21,992</b>	<b>76,257</b>	<b>3,530,066</b>	<b>100.0%</b>



Source: Daily Briefing Deck: Census Questionnaire Assistance



# Periodic Performance Management Reports

## 2020 Census: Partners & Participating Organizations

Status:

● On Track

Data current as of:

July 23, 2020

Completion Date:

March 2020

Notes:

- 2010 Census: 256,000 regional partners and 856 national partnering organizations.
- We have exceeded the 2010 Census for both national and community partners.
- The National Partnership Program (NPP) met its 2020 Census goal the week of April 20 of securing 900 national participating organizations. NPP will continue to grow the number of national partners and engagements.

Participating Organizations by Sector		
Sector	National	Community
Nonprofit	382	72,252
Business	138	90,053
Chamber of Commerce/Trade or Professional Association	113	10,610
Education	103	84,535
Government	88	71,978
Faith-Based Organizations	65	40,590
Media	49	8,346
Healthcare	48	14,940
Technology	33	342
International Governmental/ Consulate/ Embassy	13	357
Grand Total	1,032	394,003

Participating Organizations by Audiences Served*		
Audiences Served	National	Community
Mass Appeal	443	230,540
Black/African American	93	17,843
Young Children	90	5,872
Hispanic/Latino	83	25,822
Rural	80	13,588
Asian	79	10,215
Native Hawaiian Pacific Islander	48	671
Veterans	41	3,267
Young and Mobile	40	7,419
LGBTQ	24	1,292
Individuals with Disabilities	24	3,197
Elderly	24	8,845
Persons Experiencing Homelessness and Highly Mobile	22	5,518
American Indian/ Alaskan Native	19	3,574
MENA	15	77

\*Participating organizations that serve more than one audience are tallied against multiple audiences served as appropriate, so the sum total is greater than the grand total shown.

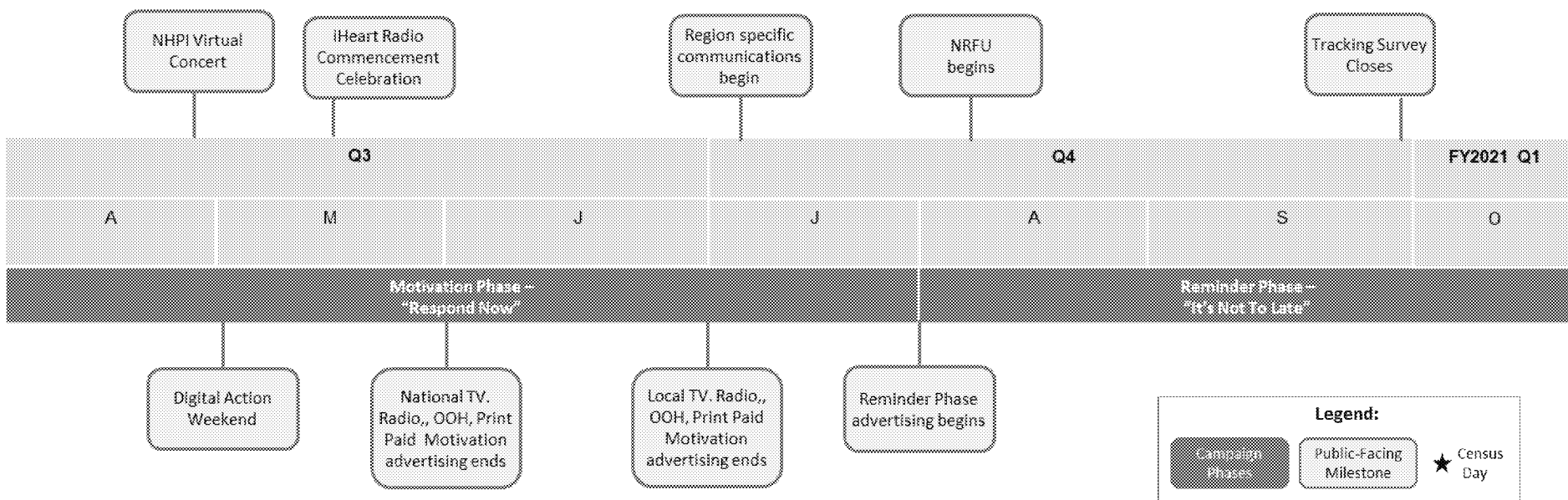
Completed Community Partnership Events: 413,972

# Periodic Performance Management Reports

## 2020 Census: Integrated Communications Campaign Weekly Report Timeline

Source: Integrated Partnerships and Communication

Data Current as of: July 22, 2020



### Significant Accomplishments

- The regional surges weeks continued with Chicago's post surge week, Atlanta, Denver, and Philadelphia's surge week, and New York and Los Angeles' pre-surge week.
- Statistics In Schools (SIS) staff conducted a podcast interview with Furthering Fathering Radio on 7/21.
- The Wonderama At Home Concert series for Houston was held on 7/24.

# Periodic Performance Management Reports

## 2020 Census: Monthly FY 2020 Budget Execution Report

Status: ● On Track

Data current as of: June 30, 2020

Completion Date: September 30, 2020

Notes: The data are updated monthly following the financial close-out of the previous month, typically about five business days into the next month.

### FY 2020 Actual Budget Execution for the 2020 Census Program - Commitments and Obligations through 6/30/2020

\$ Amounts in Millions	IT	Non-IT	Total
Total Planned through June	\$1,719	\$4,971	\$6,690
Available contingency and additional appropriations through June	\$248	\$1,432	\$1,680
Planned Programmatic through June	\$1,471	\$3,539	\$5,010
Total Actual Commitments and Obligations through June	\$1,510	\$2,117	\$3,627
Unplanned commitments/obligations through June related to adjusted 2020 Census operations due to COVID-19 (risk-based contingency)	\$154	\$228	\$382
Actual Programmatic Commitments and Obligations through June	\$1,355	\$1,889	\$3,245
Total Plan Variance (\$/%)	\$209 (12.2%)	\$2,854 (57.4%)	\$3,063 (45.8%)
Remaining contingency and additional appropriations planned through June	\$94	\$1,203	\$1,297
Delayed Field Operation Spending through June	\$0.000	\$1,695	\$1,695
Non-Field Operational Programmatic Variance through June	\$116	(\$44)	\$71

#### High-Level Variance Explanations:

In light of the COVID-19 pandemic, the U.S. Census Bureau adjusted 2020 Census operations in order to protect the health and safety of the American public and Census Bureau employees, implement guidance from Federal, State, and local authorities regarding COVID-19, and ensure a complete and accurate count of all communities. These adjustments resulted in positive variances due to schedule adjustments, offset by additional obligations needed to support operational adjustments through the usage of available contingency funding. The total variance for the resources planned to be available through June is \$3.063 billion, or 46 percent. Below outlines the breakdown:

- The positive variance through June against the original plan in 2020 Census IT systems and operations is \$209 million, or 12 percent. This variance consists of relatively routine minor timing adjustments in contract actions and other IT purchases to later months in the fiscal year, totaling \$116 million. The remaining \$94 million represents a portion of contingency funding originally planned in April that has not yet needed to be obligated.
- The positive variance through June against the original plan in 2020 Census non-IT operations is \$2.854 billion, or 57 percent. This variance consists of \$1.695 billion delayed spending in the field operations as a result of schedule adjustments, and \$1.204 billion representing a portion of contingency and additional appropriations originally made available in spending plans in April that has not yet needed to be obligated. This variance is partially offset by a -\$44 million non-Field variance, primarily from a prior decision to increase funding above the original plan for the ICC contract to facilitate additional media purchases ahead of Census Day.
- While unused contingency contributes to the overall positive variance, this is a function of a budget decision last October to make all risk-based contingency available for peak operations. Decisions have been made to use risk-based contingency funds to support \$382 million in unplanned obligations or commitments through June as the result of the operational adjustments. The funds used to date include funding field staff salaries during to the suspension of field operations, IT purchases for additional devices and licenses, additional media purchases to encourage self response throughout the spring, and additional costs for the extension of the Fingerprint Contract and licenses as the result of the operational timing adjustments.






Source: Commerce Business Systems; Decennial Budget Integration Tool

# Status Reporting: 2020 Decennial Census – Executive Order 13880

## Release for July 27, 2020

# Periodic Performance Management Reports

Release for July 27, 2020

Status	Report Title	Summary	Slide Number
	2020 Census: Federal Administrative Records Supporting Executive Order 13880	Work to reach agreements and receive data for Federal Administrative Records sources in support of Executive Order 13880 is progressing.	3
	2020 Census: EO 13880 State Administrative Records Status for TANF	Work to reach agreements and receive state data on the Temporary Assistance for Needy Families (TANF) program in support of Executive Order 13880 is progressing.	4
	2020 Census: EO 13880 State Administrative Records Status for WIC	Work to reach agreements and receive state data on the Supplemental Nutrition Program for Women, Infants, and Children (WIC) in support of Executive Order 13880 is progressing.	5
	2020 Census: EO 13880 State Administrative Records Status for SNAP	Work to reach agreements and receive state data on the Supplemental Nutrition Assistance Program (SNAP) in support of Executive Order 13880 is progressing.	6
	2020 Census: EO 13880 State Administrative Records Status for Driver's License	Work to reach agreements and receive state data on State Driver's Licenses in support of Executive Order 13880 is progressing.	7
	Acronyms for Administrative Records		8

## Legend

Not Applicable

Completed

On Track

Management Focus

Requires Attention

# Periodic Performance Management Reports

## 2020 Census: Federal Administrative Records Supporting Executive Order 13880

Status:

● On Track

Data current as of:

July 27, 2020

Target Completion for

Delivery of April 1, 2020

Vintage Data:

July 31, 2020

Notes:

Source: File	Under Negotiation	Agreement in Place/ Approved for Use	Initial Data Received	April 1, 2020 Vintage Data Received
<b>Completed Agreements</b>				
HUD: FHA, PIC, TRACs, CHUMS, LIHTC	●	●	●	●
<b>Renewal Agreements</b>				
SSA: Numident	●	●	●	●
IRS: 1040 & 1099	●	●	●	●
CMS: Medicare	●	●	●	●
CMS: Medicaid/CHIP	●	●	●	●
<b>New Agreements</b>				
SSA: MBR	●	●	●	●
IHS: Patient Registration	●	●	●	●
State: Passport Services	●	●	●	●
State: Worldwide Refugee Admissions Processing System (WRAPS)	●	●	●	●
DHS: USCIS	●	●	●	●
DHS: CBP	●	●	●	●
DHS: ICE	●	●	●	●
DOJ: US Marshals	●	●	●	●
DOI: Citizenship & Immigration Data Collection	●	●	●	●
BOP: Federal Incarceration Data	●	●	●	●
BJS: National Corrections Reporting Program (NCRP)	●	●	●	●

Legend

Not Started

Completed

On Track

Management Focus

Requires Attention

# Periodic Performance Management Reports

## 2020 Census: EO 13880 State Administrative Records Status for TANF

### Status:

● On Track

Data current as of:

July 27, 2020

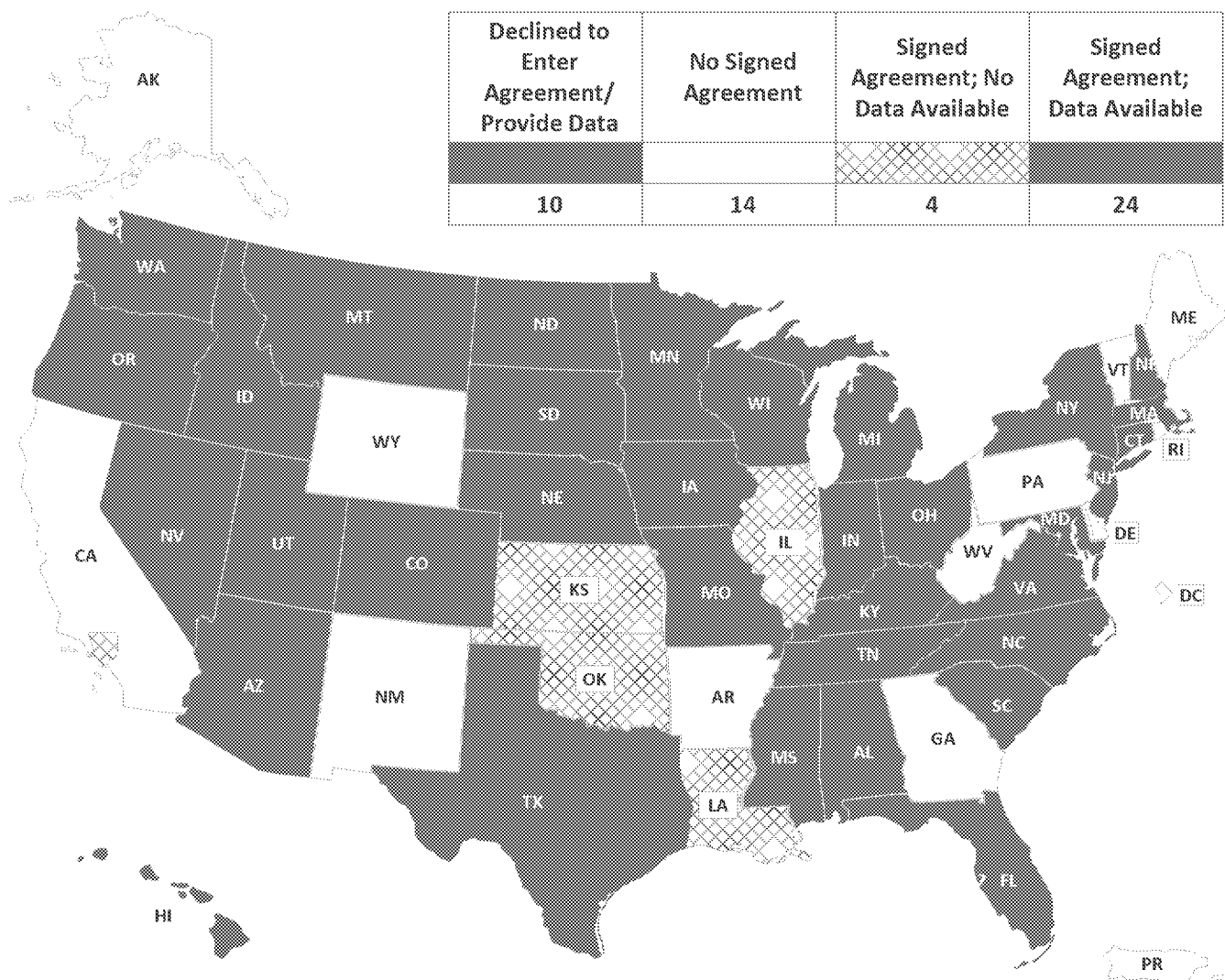
Target Completion:

December 31, 2019

### Notes:

- The Temporary Assistance for Needy Families (TANF) program is designed to assist families with children when parents or other responsible relatives cannot provide for the family's basic needs.
- The target date for signed agreements was November 15, 2019.
- Los Angeles county, CA has signed an agreement for the provision of TANF data.

Declined to Enter Agreement/ Provide Data	No Signed Agreement	Signed Agreement; No Data Available	Signed Agreement; Data Available
10	14	4	24



# Periodic Performance Management Reports

## 2020 Census: EO 13880 State Administrative Records Status for WIC

Status:

● On Track

Data current as of:

July 27, 2020

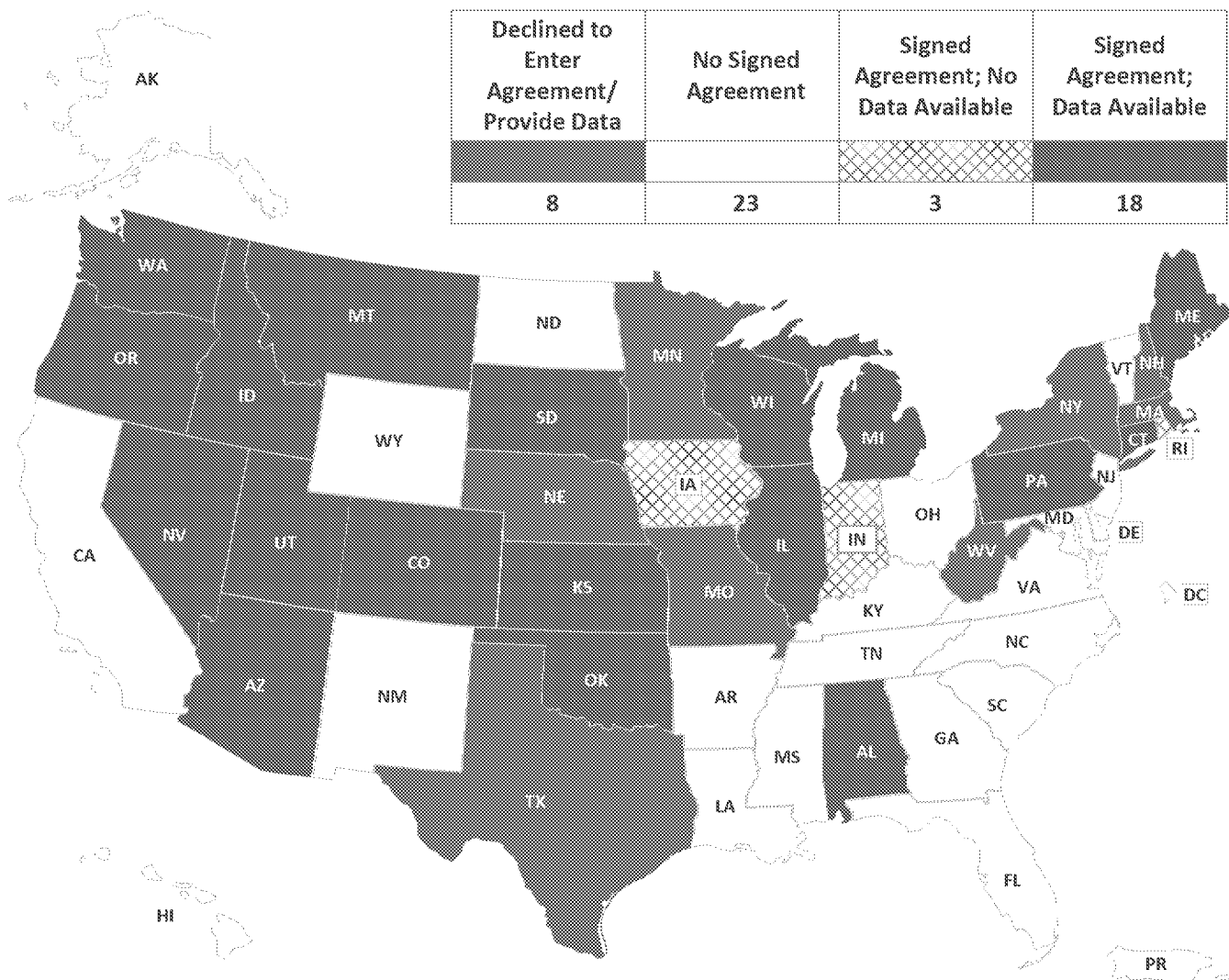
Target Completion:

December 31, 2019

Notes:

- The Women, Infants, and Children (WIC) program provides federal grants to states for supplemental foods, health care referrals, and nutrition education for low-income pregnant, breastfeeding, and non-breastfeeding postpartum women and to infants and children up to age five who are found to be at nutritional risk.
- The target date for signed agreements was November 15, 2019

Declined to Enter Agreement/ Provide Data	No Signed Agreement	Signed Agreement; No Data Available	Signed Agreement; Data Available
8	23	3	18





# Periodic Performance Management Reports

## 2020 Census: EO 13880 State Administrative Records Status for SNAP

### Status:

● On Track

Data current as of:

July 27, 2020

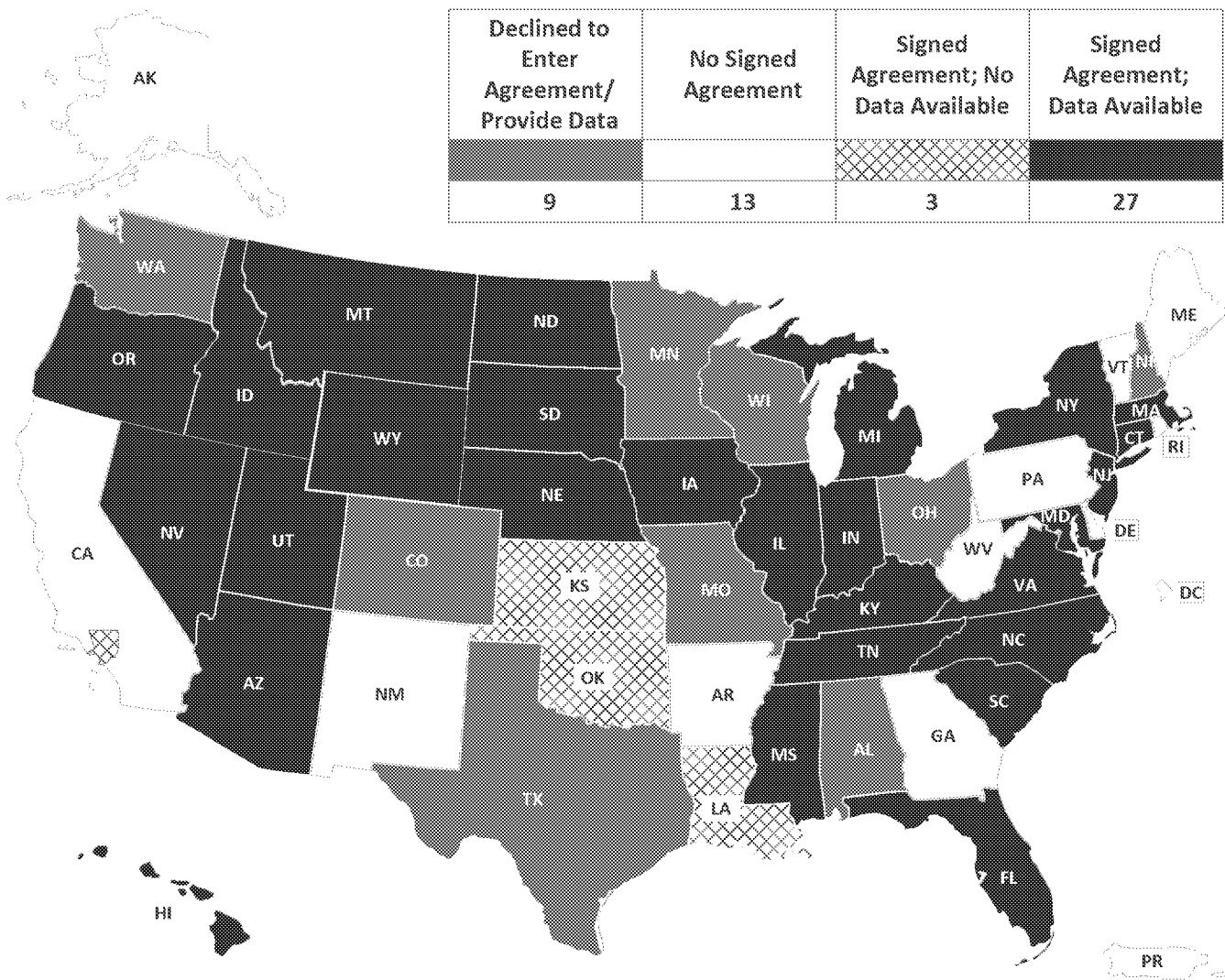
Target Completion:

December 31, 2019

### Notes:

- The Supplemental Nutrition Assistance Program (SNAP) provides nutritional benefits to supplement the food budget of needy families so they can purchase healthy food and move toward self-sufficiency.
- The target date for signed agreements was November 15, 2019
- Los Angeles county, CA has signed an agreement for the provision of SNAP data.

Declined to Enter Agreement/ Provide Data	No Signed Agreement	Signed Agreement; No Data Available	Signed Agreement; Data Available
9	13	3	27



## 2020 Census: EO 13880 State Administrative Records Status for Driver's License

# Periodic Performance Management Reports

## Acronyms for Administrative Records

Federal	
<b>BOP:</b> Bureau of Prisons	<b>ICE:</b> Immigration and Customs Enforcement
<b>BJS:</b> Bureau of Justice Statistics	<b>IHS:</b> Indian Health Service
<b>CBP:</b> Customs and Border Patrol	<b>IRS:</b> Internal Revenue Service
<b>CHIP:</b> Children's Health Insurance Program	<b>LITC:</b> Low-Income Housing Tax Credits
<b>CHUMS:</b> Computerized Homes Underwriting Management System	<b>MBR:</b> Master Beneficiary Record
<b>CMS:</b> Centers for Medicare & Medicaid Services	<b>NCOA:</b> National Change of Address
<b>DHS:</b> Department of Homeland Security	<b>PIC:</b> Public and Indian Housing Information Center
<b>DMDC:</b> Defense Manpower Data Center	<b>SSA:</b> Social Security Administration
<b>DOD:</b> Department of Defense	<b>SSS:</b> Selective Service System
<b>DOI:</b> Department of Interior	<b>TRACS:</b> Tenant and Rental Assistance Certification System
<b>DOJ:</b> Department of Justice	<b>UAA:</b> Undeliverable As Addressed
<b>DSF:</b> Delivery Sequence File	<b>USCIS:</b> United States Citizenship and Immigration Services
<b>FHA:</b> Federal Housing Administration	<b>USPS:</b> United States Postal Service
<b>HUD:</b> Housing and Urban Development	<b>WRAPS:</b> Worldwide Refugee Admissions Processing System

State
<b>LIHEAP:</b> Low-Income Home Energy Assistance Program
<b>SNAP:</b> Supplemental Nutrition Assistance Program
<b>TANF:</b> Temporary Assistance for Needy Families
<b>WIC:</b> Supplemental Nutrition Program for Women, Infants and Children

---

**From:** Ali Mohammad Ahmad (CENSUS/ADCOM FED) [ali.m.ahmad@census.gov]  
**Sent:** 7/27/2020 11:59:22 AM  
**To:** Wilbur Ross [wlr@doc.gov]; Foti, Anthony (Federal) [AFoti@doc.gov]; Paranzino, Anthony (Federal) [AParanzino@doc.gov]; Davis, Caitlin (Federal) [CDavis4@doc.gov]; Jones, Christa D [christa.d.jones@census.gov]; Risko, Daniel (Federal) [DRisko@doc.gov]; Rockas, James (Federal) [JRockas@doc.gov]; Kelley, Karen (Federal) [KKelley@doc.gov]; Burris, Meghan (Federal) [MBurris@doc.gov]; Ding, Michael (Federal) [MDing@doc.gov]; Walsh, Michael (Federal) [MWalsh@doc.gov]; Martin, Nicole (Federal) [NMartin1@doc.gov]; Brebbia, Sean (Federal) [SBrebbia@doc.gov]; Barranca, Steven (Federal) [SBarranca1@doc.gov]; Brooke, Beatrice E. (Federal) [BBrooke1@doc.gov]; Cogley, Nathaniel [nathaniel.cogley@census.gov]; Korzeniewski, Adam M [adam.m.korzeniewski@census.gov]  
**Subject:** Fwd: Daily Self-Response Metrics 7.27.20  
**Attachments:** SR Daily Metrics 7.27.20.pdf; ATT00001.htm

Begin forwarded message:

**From:** "Christopher M Denno (CENSUS/ADDC FED)" <christopher.m.denno@census.gov>  
**Date:** July 27, 2020 at 11:49:07 AM EDT  
**To:** "Ron S Jarmin (CENSUS/DEPDIR FED)" <Ron.S.Jarmin@census.gov>, "Enrique Lamas (CENSUS/DEPDIR FED)" <Enrique.Lamas@census.gov>, "Albert E Fontenot (CENSUS/ADDC FED)" <Albert.E.Fontenot@census.gov>, "Christa D Jones (CENSUS/DEPDIR FED)" <Christa.D.Jones@census.gov>, "Ali Mohammad Ahmad (CENSUS/ADCOM FED)" <ali.m.ahmad@census.gov>, "Deborah Stempowski (CENSUS/ADDC FED)" <Deborah.M.Stempowski@census.gov>, "Michael T Thieme (CENSUS/ADDC FED)" <Michael.T.Thieme@census.gov>, "Kathleen M Styles (CENSUS/ADDC FED)" <kathleen.m.styles@census.gov>, "Alexa K Jones-Puthoff (CENSUS/DCMD FED)" <alexa.k.jones-puthoff@census.gov>, "Phani-Kumar Atri Kalluri (CENSUS/ADDC FED)" <Phani-Kumar.Atri.Kalluri@census.gov>, "Sheila M Szanyi (CENSUS/DCEO FED)" <sheila.m.szanyi@census.gov>, "Francis C McPhillips (CENSUS/DCMD FED)" <Francis.C.McPhillips@census.gov>, "Deidre C Hicks (CENSUS/DCMD FED)" <Deidre.C.Hicks@census.gov>, "Barbara M LoPresti (CENSUS/DITD FED)" <Barbara.M.LoPresti@census.gov>, "Jennifer W Reichert (CENSUS/DCMD FED)" <Jennifer.W.Reichert@census.gov>, "Suzanne Fratino (CENSUS/DCMD FED)" <Suzanne.Fratino@census.gov>, "Michael Bentley (CENSUS/DSSD FED)" <Michael.Bentley@census.gov>, "Sarah Konya (CENSUS/DSSD FED)" <Sarah.Konya@census.gov>, "James B Treat (CENSUS/DEPDIR FED)" <James.B.Treat@census.gov>, "Paul Krutsch (CENSUS/DCMD FED)" <paul.krutsch@census.gov>, "Jennifer Shopkorn (CENSUS/ADCOM FED)" <jennifer.shopkorn@census.gov>, "Luis J Cano (CENSUS/DCEO FED)" <luis.j.cano@census.gov>, "Maryann M Chapin (CENSUS/ADDC FED)" <Maryann.M.Chapin@census.gov>, "Burton H Reist (CENSUS/ADCOM FED)" <burton.h.reist@census.gov>, "Jeffrey L Bryant (CENSUS/NPC FED)" <jeffrey.l.bryant@census.gov>, "Tamara S Adams (CENSUS/ADDC FED)" <Tamara.S.Adams@census.gov>, "Earl J Letourneau (CENSUS/DSSD FED)" <Earl.J.Letourneau@census.gov>, "Patrick J Cantwell (CENSUS/DSSD FED)" <Patrick.J.Cantwell@census.gov>, "Kristen A Hearn (CENSUS/DCMD FED)" <kristen.a.hearns@census.gov>, "Stephen L Buckner (CENSUS/ADCOM FED)" <Stephen.L.Buckner@census.gov>, "Michael C Cook (CENSUS/PIO FED)" <Michael.C.Cook@census.gov>, "Christine E Taylor (CENSUS/PIO FED)" <christine.e.taylor@census.gov>, "Christopher M Denno (CENSUS/ADDC FED)" <christopher.m.denno@census.gov>, "Christopher J Stanley (CENSUS/OCIA FED)" <christopher.j.stanley@census.gov>, "Steven Dillingham (CENSUS/DEPDIR FED)" <steven.dillingham@census.gov>, "Steven K Smith (CENSUS/DEPDIR FED)" <steven.k.smith@census.gov>, "Michael John Sprung (CENSUS/DEPDIR FED)" <michael.j.sprung@census.gov>, "James T Christy

(CENSUS/LA FED)" <James.T.Christy@census.gov>

**Subject: Daily Self-Response Metrics 7.27.20**

Good Morning,

Attached are today's daily self-response metrics. Please let me know if you have any questions.

Thank you.

**Christopher Denno**, Special Assistant

Decennial Census Programs

U.S. Census Bureau

Room **b(6)** Office: 301.763.4092 | Mobile: **b(6)**

[census.gov](https://census.gov) | [@censusbureau](https://twitter.com/censusbureau)

**Shape your future. START HERE > [2020census.gov](https://2020census.gov)**

Date: July 27, 2020

Self-Response Mode		
	Prior Day	Today
Mode	7/26/20	7/27/20
Internet	79,252,332	79,327,548
Paper	11,372,907	11,372,972
Phone	1,379,004	1,383,537
<b>Total Responses All Modes</b>	<b>92,004,243</b>	<b>92,084,057</b>

Paper Response Activity		
Unprocessed Paper Responses	6,635,752	6,644,376
Processed Paper Responses	11,372,907	11,372,972
<b>Total Paper Responses</b>	<b>18,008,659</b>	<b>18,017,348</b>

CQA Call Activity		
Daily Inbound Call Volume	10,565,866	10,580,154
Total Calls Offered to CSRs	3,530,066	3,537,670
Total Phone Responses	1,379,004	1,383,537

### State by State Response Rates

State	Actual	2010 Rate (start of NRFU)	2010 Rate (Final)
U.S. Total	62.6%	63.5%	66.5%
Minnesota	71.9%	71.6%	74.1%
Wisconsin	69.2%	71.2%	73.5%
Nebraska	68.6%	68.8%	71.1%
Iowa	68.5%	71.0%	73.0%
Michigan	68.5%	65.4%	67.7%
Washington	67.9%	63.7%	67.2%
Virginia	67.3%	66.2%	69.0%
Illinois	67.2%	67.7%	70.5%
Utah	67.0%	65.4%	68.6%
Ohio	66.8%	66.2%	69.0%
Indiana	66.7%	67.0%	69.6%
Idaho	66.5%	64.6%	67.1%
Maryland	66.5%	66.5%	69.5%
Kansas	66.4%	67.4%	70.0%
Connecticut	66.2%	66.3%	69.5%
Colorado	65.9%	64.4%	67.2%
Kentucky	65.7%	63.0%	65.7%
Pennsylvania	65.6%	67.8%	70.2%
Oregon	64.9%	63.9%	66.9%
Massachusetts	64.6%	63.6%	68.8%
New Jersey	64.5%	64.4%	67.6%
South Dakota	64.0%	65.0%	67.1%
California	63.8%	64.7%	68.2%
Missouri	62.7%	65.3%	67.5%
New Hampshire	62.6%	61.5%	64.4%
North Dakota	62.0%	66.8%	68.8%

State	Actual	2010 Rate (start of NRFU)	2010 Rate (Final)
Tennessee	61.9%	63.8%	67.1%
Nevada	61.6%	58.7%	61.4%
Rhode Island	60.4%	62.8%	65.7%
Alabama	60.3%	59.5%	62.5%
Delaware	60.2%	60.8%	64.1%
Florida	59.7%	59.6%	63.0%
Arizona	59.3%	58.5%	61.3%
District of Columbia	58.8%	62.2%	66.0%
Hawaii	58.7%	60.7%	64.1%
North Carolina	58.7%	62.1%	64.8%
Georgia	58.3%	59.5%	62.5%
New York	58.1%	61.3%	64.6%
Texas	57.5%	60.3%	64.4%
Mississippi	57.5%	58.1%	61.3%
Arkansas	57.3%	59.5%	62.3%
Oklahoma	57.1%	58.9%	62.3%
Wyoming	57.0%	61.1%	63.4%
South Carolina	56.9%	62.2%	64.7%
Louisiana	56.7%	57.9%	61.0%
Montana	56.4%	62.3%	64.6%
Vermont	56.2%	58.1%	60.3%
Maine	54.4%	55.3%	57.4%
West Virginia	54.1%	56.8%	59.1%
New Mexico	52.4%	56.9%	60.0%
Alaska	49.0%	51.6%	55.6%
Puerto Rico	26.7%	51.2%	53.8%

INTERNAL - FOR OFFICIAL USE ONLY

---

**From:** Ali Mohammad Ahmad (CENSUS/ADCOM FED) [ali.m.ahmad@census.gov]  
**Sent:** 9/25/2020 2:01:37 PM  
**To:** Wilbur Ross [wlr@doc.gov]; Paranzino, Anthony (Federal) [AParanzino@doc.gov]; Davis, Caitlin (Federal) [CDavis4@doc.gov]; Jones, Christa D [christa.d.jones@census.gov]; Risko, Daniel (Federal) [DRisko@doc.gov]; Rockas, James (Federal) [JRockas@doc.gov]; Foti, Anthony (Federal) [AFoti@doc.gov]; Burris, Meghan (Federal) [MBurris@doc.gov]; Walsh, Michael (Federal) [MWalsh@doc.gov]; Martin, Nicole (Federal) [NMartin1@doc.gov]; Brebbia, Sean (Federal) [SBrebbia@doc.gov]; Barranca, Steven (Federal) [SBarranca1@doc.gov]; Kelley, Karen (Federal) [KKelley@doc.gov]; Brooke, Beatrice E. (Federal) [BBrooke1@doc.gov]  
**Subject:** Fwd: Daily HU Enumeration Progress and Self-Response Metrics 9.25.20  
**Attachments:** Housing Unit enumeration progress by state 9.25.20.pdf; ATT00001.htm; SR Daily Metrics 9.25.20.pdf; ATT00002.htm

Begin forwarded message:

**From:** "Christopher M Denno (CENSUS/ADDC FED)" <christopher.m.denno@census.gov>  
**Date:** September 25, 2020 at 1:59:24 PM EDT  
**To:** "Ron S Jarmin (CENSUS/DEPDIR FED)" <Ron.S.Jarmin@census.gov>, "Enrique Lamas (CENSUS/DEPDIR FED)" <Enrique.Lamas@census.gov>, "Albert E Fontenot (CENSUS/ADDC FED)" <Albert.E.Fontenot@census.gov>, "Christa D Jones (CENSUS/DEPDIR FED)" <Christa.D.Jones@census.gov>, "Ali Mohammad Ahmad (CENSUS/ADCOM FED)" <ali.m.ahmad@census.gov>, "Deborah Stempowski (CENSUS/DCMD FED)" <Deborah.M.Stempowski@census.gov>, "Michael T Thieme (CENSUS/ADDC FED)" <Michael.T.Thieme@census.gov>, "Kathleen M Styles (CENSUS/ADDC FED)" <kathleen.m.styles@census.gov>, "Alexa K Jones-Puthoff (CENSUS/DCMD FED)" <alexa.k.jones-puthoff@census.gov>, "Phani-Kumar Atri Kalluri (CENSUS/ADDC FED)" <Phani-Kumar.Atri.Kalluri@census.gov>, "Sheila M Szanyi (CENSUS/DCEO FED)" <sheila.m.szanyi@census.gov>, "Francis C McPhillips (CENSUS/DCMD FED)" <Francis.C.McPhillips@census.gov>, "Deidre C Hicks (CENSUS/DCMD FED)" <Deidre.C.Hicks@census.gov>, "Barbara M LoPresti (CENSUS/DITD FED)" <Barbara.M.LoPresti@census.gov>, "Jennifer W Reichert (CENSUS/DCMD FED)" <Jennifer.W.Reichert@census.gov>, "Suzanne Fratino (CENSUS/ADFO FED)" <Suzanne.Fratino@census.gov>, "Michael Bentley (CENSUS/DSSD FED)" <Michael.Bentley@census.gov>, "Sarah Konya (CENSUS/DSSD FED)" <Sarah.Konya@census.gov>, "James B Treat (CENSUS/DEPDIR FED)" <James.B.Treat@census.gov>, "Paul Krutsch (CENSUS/DCMD FED)" <paul.krutsch@census.gov>, "Jennifer Shopkorn (CENSUS/ADCOM FED)" <jennifer.shopkorn@census.gov>, "Luis J Cano (CENSUS/DCEO FED)" <luis.j.cano@census.gov>, "Maryann M Chapin (CENSUS/ADDC FED)" <Maryann.M.Chapin@census.gov>, "Burton H Reist (CENSUS/ADCOM FED)" <burton.h.reist@census.gov>, "Jeffrey L Bryant (CENSUS/NPC FED)" <jeffrey.l.bryant@census.gov>, "Tamara S Adams (CENSUS/ADRM FED)" <Tamara.S.Adams@census.gov>, "Earl J Letourneau (CENSUS/DSSD FED)" <Earl.J.Letourneau@census.gov>, "Patrick J Cantwell (CENSUS/DSSD FED)" <Patrick.J.Cantwell@census.gov>, "Kristen A Hearn (CENSUS/DCMD FED)" <kristen.a.hearns@census.gov>, "Stephen L Buckner (CENSUS/ADCOM FED)" <Stephen.L.Buckner@census.gov>, "Michael C Cook (CENSUS/PIO FED)" <Michael.C.Cook@census.gov>, "Christine E Taylor (CENSUS/PIO FED)" <christine.e.taylor@census.gov>, "Christopher M Denno (CENSUS/ADDC FED)" <christopher.m.denno@census.gov>, "Christopher J Stanley (CENSUS/OCIA FED)" <christopher.j.stanley@census.gov>, "Steven Dillingham (CENSUS/DEPDIR FED)" <steven.dillingham@census.gov>, "Steven K Smith (CENSUS/DEPDIR FED)" <steven.k.smith@census.gov>, "Michael John Sprung (CENSUS/DEPDIR FED)" <michael.j.sprung@census.gov>, "James T Christy (CENSUS/LA FED)" <James.T.Christy@census.gov>, "Nathaniel Cogley (CENSUS/DEPDIR FED)"

<nathaniel.cogley@census.gov>, "Adam Michael Korzeniewski (CENSUS/DEPDIR FED)"  
<adam.m.korzeniewski@census.gov>, "Dominic R Beamer (CENSUS/DCMD FED)"  
<dominic.r.beamer@census.gov>, "Dale C Kelly (CENSUS/FLD FED)" <Dale.C.Kelly@census.gov>,  
"Timothy P Olson (CENSUS/ADFO FED)" <Timothy.P.Olson@census.gov>, "Benjamin J Page  
(CENSUS/CFO FED)" <benjamin.j.page@census.gov>, "Victoria Velkoff (CENSUS/ADDP FED)"  
<Victoria.A.Velkoff@census.gov>, "Jennifer M Ortman (CENSUS/ACSO FED)"  
<Jennifer.M.Ortman@census.gov>, "John Maron Abowd (CENSUS/ADRM FED)"  
<john.maron.abowd@census.gov>, "Melissa L Creech (CENSUS/PCO FED)"  
<Melissa.L.Creech@census.gov>, "Tasha R Boone (CENSUS/DEPDIR FED)" <Tasha.R.Boone@census.gov>,  
"Caryn M Tate (CENSUS/DEPDIR FED)" <caryn.m.tate@census.gov>, "Kevin Smith (CENSUS/CIO FED)"  
<kevin.b.smith@census.gov>, "Danah Michele Boyd (CENSUS/CED CTR)" <danah.m.boyd@census.gov>,  
"Laura K Furgione (CENSUS/CAO FED)" <laura.furgione@census.gov>  
**Subject: Daily HU Enumeration Progress and Self-Response Metrics 9.25.20**

Good Afternoon,

Attached are both of today's reports, the daily self-response metrics as well as the daily housing unit enumeration progress by state. Please let me know if you have any questions and have a nice weekend.

**Christopher Denno**, Special Assistant

Decennial Census Programs

U.S. Census Bureau

Room **b(6)** | Office: 301.763.4092 | Mobile **b(6)**

[census.gov](https://www.census.gov) | [@censusbureau](https://twitter.com/censusbureau)

**Shape your future. START HERE > [2020census.gov](https://2020census.gov)**



Date: September 25, 2020

U.S. Totals		
	Prior Day	Today
	9/24/20	9/25/20
Percent of HUs that Self-Responded	66.3%	66.3%
Percent of HUs Enumerated in NRFU	30.3%	30.7%
Percent of HUs Enumerated	96.6%	97.0%
Daily Change	0.4%	

## 2020 Census HU Enumeration Progress by State

State*	% HUs that Self-Responded	% HUs Enumerated in NRFU	% HUs Enumerated Current Day	% HUs Enumerated Prior Day	Daily Change
U. S. Total	66.3%	30.7%	97.0%	96.6%	0.4%
Alabama	62.9%	28.2%	91.1%	90.5%	0.6%
Alaska	54.0%	44.3%	98.3%	98.0%	0.3%
Arizona	63.4%	31.3%	94.7%	94.1%	0.6%
Arkansas	60.2%	38.6%	98.9%	98.9%	0.0%
California	68.8%	29.2%	97.9%	97.7%	0.2%
Colorado	69.5%	27.1%	96.5%	96.1%	0.4%
Connecticut	70.2%	28.8%	99.0%	98.8%	0.2%
Delaware	64.3%	32.2%	96.4%	95.7%	0.7%
District of Columbia	62.9%	32.9%	95.9%	95.1%	0.8%
Florida	63.1%	32.0%	95.2%	94.6%	0.6%
Georgia	61.9%	31.9%	93.8%	93.1%	0.7%
Hawaii	62.6%	37.1%	99.7%	99.7%	0.0%
Idaho	69.0%	30.7%	99.8%	99.8%	0.0%
Illinois	70.8%	27.2%	98.0%	97.8%	0.2%
Indiana	69.9%	29.3%	99.2%	99.1%	0.2%
Iowa	71.0%	25.5%	96.6%	96.0%	0.6%
Kansas	69.4%	29.8%	99.2%	99.1%	0.1%
Kentucky	67.9%	27.8%	95.7%	95.2%	0.5%
Louisiana	59.6%	32.9%	92.5%	91.8%	0.7%
Maine	57.9%	41.8%	99.7%	99.5%	0.2%
Maryland	70.5%	27.4%	97.9%	97.5%	0.4%
Massachusetts	68.8%	29.2%	98.0%	97.6%	0.3%
Michigan	70.9%	26.6%	97.5%	97.1%	0.4%
Minnesota	74.7%	23.8%	98.6%	98.6%	0.0%
Mississippi	59.8%	33.4%	93.2%	92.5%	0.7%
Missouri	65.4%	32.7%	98.2%	97.9%	0.2%

State*	% HUs that Self-Responded	% HUs Enumerated in NRFU	% HUs Enumerated Current Day	% HUs Enumerated Prior Day	Daily Change
Montana	59.8%	32.8%	92.6%	91.9%	0.8%
Nebraska	71.5%	26.4%	98.0%	97.6%	0.3%
Nevada	66.0%	31.0%	97.1%	96.7%	0.4%
New Hampshire	66.6%	32.2%	98.7%	98.3%	0.4%
New Jersey	68.7%	28.9%	97.7%	97.2%	0.4%
New Mexico	57.7%	36.7%	94.4%	93.7%	0.7%
New York	63.3%	34.3%	97.6%	97.1%	0.5%
North Carolina	62.6%	32.2%	94.7%	94.0%	0.7%
North Dakota	64.8%	33.4%	98.3%	98.0%	0.3%
Ohio	70.2%	27.9%	98.1%	97.8%	0.3%
Oklahoma	60.5%	35.3%	95.8%	95.3%	0.5%
Oregon	68.7%	29.3%	98.0%	97.8%	0.2%
Pennsylvania	68.9%	28.9%	97.8%	97.5%	0.3%
Rhode Island	64.8%	33.4%	98.2%	97.7%	0.5%
South Carolina	60.3%	32.9%	93.3%	92.5%	0.8%
South Dakota	66.9%	29.1%	96.0%	95.5%	0.5%
Tennessee	65.5%	31.9%	97.4%	97.2%	0.3%
Texas	62.0%	35.3%	97.3%	97.0%	0.3%
Utah	70.6%	28.2%	98.7%	98.4%	0.3%
Vermont	60.1%	39.3%	99.4%	99.2%	0.2%
Virginia	70.9%	26.3%	97.2%	96.9%	0.3%
Washington	71.9%	27.0%	99.0%	98.8%	0.1%
West Virginia	56.0%	43.9%	99.9%	99.9%	0.0%
Wisconsin	71.9%	26.9%	98.8%	98.8%	0.0%
Wyoming	60.6%	35.9%	96.5%	95.9%	0.6%
Puerto Rico	34.4%	64.9%	99.3%	99.1%	0.2%

Note: Percentages may not sum due to rounding. A limited number of areas were part of the NRFU "soft launch" beginning July 16 and could have higher completion rates due to more time in the field. Percentages for the U.S. Total do not include housing units in Puerto Rico.

Pre-decisional - Internal Only - Not for Public Distribution

Date: September 25, 2020

Self-Response Mode		
	Prior Day	Today
Mode	9/24/20	9/25/20
Internet	85,183,675	85,268,829
Paper	18,302,590	18,363,778
Phone	1,970,209	1,978,777
<b>Total Responses All Modes</b>	<b>105,456,474</b>	<b>105,611,384</b>

Paper Response Activity		
Unprocessed Paper Responses	574,708	541,879
Processed Paper Responses	18,302,590	18,363,778
<b>Total Paper Responses</b>	<b>18,877,298</b>	<b>18,905,657</b>

CQA Call Activity		
Daily Inbound Call Volume	13,076,331	13,116,899
Total Calls Offered to CSRs	4,974,006	4,996,363
Total Phone Responses	1,970,209	1,978,777

### State by State Self-Response Rates

State	Actual	2010 Rate (Final)	2020 Rate (start of NRFU)	2010 Rate (start of NRFU)
U.S. Total	66.3%	66.5%	63.3%	63.5%
Alabama	62.9%	62.5%	60.8%	59.5%
Alaska	54.0%	55.6%	49.9%	51.6%
Arizona	63.4%	61.3%	59.9%	58.5%
Arkansas	60.2%	62.3%	57.9%	59.5%
California	68.8%	68.2%	64.6%	64.7%
Colorado	69.5%	67.2%	66.6%	64.4%
Connecticut	70.2%	69.5%	67.1%	66.3%
Delaware	64.3%	64.1%	60.8%	60.8%
District of Columbia	62.9%	66.0%	59.6%	62.2%
Florida	63.1%	63.0%	60.2%	59.6%
Georgia	61.9%	62.5%	59.0%	59.5%
Hawaii	62.6%	64.1%	59.9%	60.7%
Idaho	69.0%	67.1%	67.8%	64.6%
Illinois	70.8%	70.5%	68.2%	67.7%
Indiana	69.9%	69.6%	67.5%	67.0%
Iowa	71.0%	73.0%	68.9%	71.0%
Kansas	69.4%	70.0%	67.2%	67.4%
Kentucky	67.9%	65.7%	66.0%	63.0%
Louisiana	59.6%	61.0%	57.9%	57.9%
Maine	57.9%	57.4%	55.5%	55.3%
Maryland	70.5%	69.5%	67.4%	66.5%
Massachusetts	68.8%	68.8%	65.4%	65.6%
Michigan	70.9%	67.7%	68.9%	65.4%
Minnesota	74.7%	74.1%	72.5%	71.6%
Mississippi	59.8%	61.3%	58.0%	58.1%
Missouri	65.4%	67.5%	63.4%	65.3%

State	Actual	2010 Rate (Final)	2020 Rate (start of NRFU)	2010 Rate (start of NRFU)
Montana	59.8%	64.6%	56.9%	62.3%
Nebraska	71.5%	71.1%	59.0%	68.8%
Nevada	66.0%	61.4%	62.4%	58.7%
New Hampshire	66.6%	64.4%	63.2%	61.5%
New Jersey	68.7%	67.6%	65.2%	64.4%
New Mexico	57.7%	60.0%	53.5%	56.9%
New York	63.3%	64.6%	59.0%	61.3%
North Carolina	62.6%	64.8%	59.3%	62.1%
North Dakota	64.8%	68.8%	62.7%	66.8%
Ohio	70.2%	69.0%	67.5%	66.2%
Oklahoma	60.5%	62.3%	57.9%	58.9%
Oregon	68.7%	66.9%	55.7%	63.9%
Pennsylvania	68.9%	70.2%	66.3%	67.8%
Rhode Island	64.8%	65.7%	61.0%	62.8%
South Carolina	60.3%	64.7%	57.4%	62.2%
South Dakota	66.9%	67.1%	64.4%	65.0%
Tennessee	65.5%	67.1%	62.5%	63.8%
Texas	62.0%	64.4%	58.3%	60.3%
Utah	70.6%	68.6%	67.5%	65.4%
Vermont	60.1%	60.3%	56.9%	58.1%
Virginia	70.9%	69.0%	68.0%	66.2%
Washington	71.9%	67.2%	69.1%	63.7%
West Virginia	56.0%	59.1%	54.9%	56.8%
Wisconsin	71.9%	73.5%	69.7%	71.2%
Wyoming	60.6%	63.4%	57.6%	61.1%
Puerto Rico	34.4%	53.8%	28.7%	51.2%

INTERNAL - FOR OFFICIAL USE ONLY

---

**From:** Ali Mohammad Ahmad (CENSUS/ADCOM FED) [ali.m.ahmad@census.gov]  
**Sent:** 9/24/2020 1:58:46 PM  
**To:** Wilbur Ross [wlr@doc.gov]; Paranzino, Anthony (Federal) [AParanzino@doc.gov]; Davis, Caitlin (Federal) [CDavis4@doc.gov]; Jones, Christa D [christa.d.jones@census.gov]; Risko, Daniel (Federal) [DRisko@doc.gov]; Rockas, James (Federal) [JRockas@doc.gov]; Foti, Anthony (Federal) [AFoti@doc.gov]; Burris, Meghan (Federal) [MBurris@doc.gov]; Walsh, Michael (Federal) [MWalsh@doc.gov]; Martin, Nicole (Federal) [NMartin1@doc.gov]; Brebbia, Sean (Federal) [SBrebbia@doc.gov]; Barranca, Steven (Federal) [SBarranca1@doc.gov]; Kelley, Karen (Federal) [KKelley@doc.gov]; Brooke, Beatrice E. (Federal) [BBrooke1@doc.gov]  
**Subject:** Fwd: Daily HU Enumeration Progress and Self-Response Metrics 9.24.20  
**Attachments:** Housing Unit enumeration progress by state 9.24.20.pdf; ATT00001.htm; SR Daily Metrics 9.24.20.pdf; ATT00002.htm

Begin forwarded message:

**From:** "Christopher M Denno (CENSUS/ADDC FED)" <christopher.m.denno@census.gov>  
**Date:** September 24, 2020 at 1:58:01 PM EDT  
**To:** "Ron S Jarmin (CENSUS/DEPDIR FED)" <Ron.S.Jarmin@census.gov>, "Enrique Lamas (CENSUS/DEPDIR FED)" <Enrique.Lamas@census.gov>, "Albert E Fontenot (CENSUS/ADDC FED)" <Albert.E.Fontenot@census.gov>, "Christa D Jones (CENSUS/DEPDIR FED)" <Christa.D.Jones@census.gov>, "Ali Mohammad Ahmad (CENSUS/ADCOM FED)" <ali.m.ahmad@census.gov>, "Deborah Stempowski (CENSUS/DCMD FED)" <Deborah.M.Stempowski@census.gov>, "Michael T Thieme (CENSUS/ADDC FED)" <Michael.T.Thieme@census.gov>, "Kathleen M Styles (CENSUS/ADDC FED)" <kathleen.m.styles@census.gov>, "Alexa K Jones-Puthoff (CENSUS/DCMD FED)" <alexa.k.jones-puthoff@census.gov>, "Phani-Kumar Atri Kalluri (CENSUS/ADDC FED)" <Phani-Kumar.Atri.Kalluri@census.gov>, "Sheila M Szanyi (CENSUS/DCEO FED)" <sheila.m.szanyi@census.gov>, "Francis C McPhillips (CENSUS/DCMD FED)" <Francis.C.McPhillips@census.gov>, "Deidre C Hicks (CENSUS/DCMD FED)" <Deidre.C.Hicks@census.gov>, "Barbara M LoPresti (CENSUS/DITD FED)" <Barbara.M.LoPresti@census.gov>, "Jennifer W Reichert (CENSUS/DCMD FED)" <Jennifer.W.Reichert@census.gov>, "Suzanne Fratino (CENSUS/ADFO FED)" <Suzanne.Fratino@census.gov>, "Michael Bentley (CENSUS/DSSD FED)" <Michael.Bentley@census.gov>, "Sarah Konya (CENSUS/DSSD FED)" <Sarah.Konya@census.gov>, "James B Treat (CENSUS/DEPDIR FED)" <James.B.Treat@census.gov>, "Paul Krutsch (CENSUS/DCMD FED)" <paul.krutsch@census.gov>, "Jennifer Shopkorn (CENSUS/ADCOM FED)" <jennifer.shopkorn@census.gov>, "Luis J Cano (CENSUS/DCEO FED)" <luis.j.cano@census.gov>, "Maryann M Chapin (CENSUS/ADDC FED)" <Maryann.M.Chapin@census.gov>, "Burton H Reist (CENSUS/ADCOM FED)" <burton.h.reist@census.gov>, "Jeffrey L Bryant (CENSUS/NPC FED)" <jeffrey.l.bryant@census.gov>, "Tamara S Adams (CENSUS/ADRM FED)" <Tamara.S.Adams@census.gov>, "Earl J Letourneau (CENSUS/DSSD FED)" <Earl.J.Letourneau@census.gov>, "Patrick J Cantwell (CENSUS/DSSD FED)" <Patrick.J.Cantwell@census.gov>, "Kristen A Hearn (CENSUS/DCMD FED)" <kristen.a.hearns@census.gov>, "Stephen L Buckner (CENSUS/ADCOM FED)" <Stephen.L.Buckner@census.gov>, "Michael C Cook (CENSUS/PIO FED)" <Michael.C.Cook@census.gov>, "Christine E Taylor (CENSUS/PIO FED)" <christine.e.taylor@census.gov>, "Christopher M Denno (CENSUS/ADDC FED)" <christopher.m.denno@census.gov>, "Christopher J Stanley (CENSUS/OCIA FED)" <christopher.j.stanley@census.gov>, "Steven Dillingham (CENSUS/DEPDIR FED)" <steven.dillingham@census.gov>, "Steven K Smith (CENSUS/DEPDIR FED)" <steven.k.smith@census.gov>, "Michael John Sprung (CENSUS/DEPDIR FED)" <michael.j.sprung@census.gov>, "James T Christy (CENSUS/LA FED)" <James.T.Christy@census.gov>, "Nathaniel Cogley (CENSUS/DEPDIR FED)"

<nathaniel.cogley@census.gov>, "Adam Michael Korzeniewski (CENSUS/DEPDIR FED)"  
<adam.m.korzeniewski@census.gov>, "Dominic R Beamer (CENSUS/DCMD FED)"  
<dominic.r.beamer@census.gov>, "Dale C Kelly (CENSUS/FLD FED)" <Dale.C.Kelly@census.gov>,  
"Timothy P Olson (CENSUS/ADFO FED)" <Timothy.P.Olson@census.gov>, "Benjamin J Page  
(CENSUS/CFO FED)" <benjamin.j.page@census.gov>, "Victoria Velkoff (CENSUS/ADDP FED)"  
<Victoria.A.Velkoff@census.gov>, "Jennifer M Ortman (CENSUS/ACSO FED)"  
<Jennifer.M.Ortman@census.gov>, "John Maron Abowd (CENSUS/ADRM FED)"  
<john.maron.abowd@census.gov>, "Melissa L Creech (CENSUS/PCO FED)"  
<Melissa.L.Creech@census.gov>, "Tasha R Boone (CENSUS/DEPDIR FED)" <Tasha.R.Boone@census.gov>,  
"Caryn M Tate (CENSUS/DEPDIR FED)" <caryn.m.tate@census.gov>, "Kevin Smith (CENSUS/CIO FED)"  
<kevin.b.smith@census.gov>, "Danah Michele Boyd (CENSUS/CED CTR)" <danah.m.boyd@census.gov>,  
"Laura K Furgione (CENSUS/CAO FED)" <laura.furgione@census.gov>

**Subject: Daily HU Enumeration Progress and Self-Response Metrics 9.24.20**

Good Afternoon,

Attached are both of today's reports, the daily self-response metrics as well as the daily housing unit enumeration progress by state. Please let me know if you have any questions.

**Christopher Denno**, Special Assistant

Decennial Census Programs

U.S. Census Bureau

Room **b(6)** | Office: 301.763.4092 | Mobile: **b(6)**

[census.gov](https://www.census.gov) | [@censusbureau](https://twitter.com/censusbureau)

**Shape your future. START HERE > [2020census.gov](https://2020census.gov)**

Date: September 24, 2020

U.S. Totals		
	Prior Day	Today
	9/23/20	9/24/20
Percent of HUs that Self-Responded	66.2%	66.3%
Percent of HUs Enumerated in NRFU	30.0%	30.3%
Percent of HUs Enumerated	96.2%	96.6%
Daily Change	0.4%	

## 2020 Census HU Enumeration Progress by State

State*	% HUs that Self-Responded	% HUs Enumerated in NRFU	% HUs Enumerated Current Day	% HUs Enumerated Prior Day	Daily Change
<b>U.S. Total</b>	<b>66.3%</b>	<b>30.3%</b>	<b>96.6%</b>	<b>96.2%</b>	<b>0.4%</b>
Alabama	62.9%	27.7%	90.5%	89.8%	0.7%
Alaska	54.0%	44.1%	98.0%	97.7%	0.3%
Arizona	63.3%	30.8%	94.1%	93.4%	0.6%
Arkansas	60.2%	38.7%	98.9%	98.7%	0.2%
California	68.7%	29.0%	97.7%	97.5%	0.2%
Colorado	69.4%	26.7%	96.1%	95.8%	0.3%
Connecticut	70.2%	28.6%	98.8%	98.6%	0.1%
Delaware	64.2%	31.5%	95.7%	95.2%	0.5%
District of Columbia	62.9%	32.2%	95.1%	94.7%	0.4%
Florida	63.1%	31.5%	94.6%	93.9%	0.6%
Georgia	61.9%	31.2%	93.1%	92.3%	0.8%
Hawaii	62.6%	37.1%	99.7%	99.6%	0.1%
Idaho	69.0%	30.8%	99.8%	99.8%	0.0%
Illinois	70.7%	27.1%	97.8%	97.5%	0.3%
Indiana	69.9%	29.2%	99.1%	98.9%	0.2%
Iowa	71.0%	25.0%	96.0%	95.4%	0.6%
Kansas	69.3%	29.7%	99.1%	98.9%	0.1%
Kentucky	67.8%	27.3%	95.2%	94.6%	0.6%
Louisiana	59.5%	32.3%	91.8%	91.1%	0.7%
Maine	57.9%	41.6%	99.5%	99.3%	0.2%
Maryland	70.4%	27.1%	97.5%	97.2%	0.3%
Massachusetts	68.7%	28.9%	97.6%	97.4%	0.3%
Michigan	70.9%	26.2%	97.1%	96.6%	0.4%
Minnesota	74.7%	23.8%	98.6%	98.4%	0.2%
Mississippi	59.8%	32.7%	92.5%	91.8%	0.7%
Missouri	65.4%	32.5%	97.9%	97.7%	0.2%

State*	% HUs that Self-Responded	% HUs Enumerated in NRFU	% HUs Enumerated Current Day	% HUs Enumerated Prior Day	Daily Change
Montana	59.7%	32.1%	91.9%	91.0%	0.8%
Nebraska	71.5%	26.1%	97.6%	97.2%	0.4%
Nevada	66.0%	30.7%	96.7%	96.3%	0.4%
New Hampshire	66.5%	31.8%	98.3%	98.0%	0.3%
New Jersey	68.7%	28.5%	97.2%	96.9%	0.4%
New Mexico	57.5%	36.2%	93.7%	93.0%	0.7%
New York	63.2%	33.9%	97.1%	96.7%	0.4%
North Carolina	62.5%	31.5%	94.0%	93.3%	0.7%
North Dakota	64.8%	33.2%	98.0%	97.6%	0.3%
Ohio	70.2%	27.6%	97.6%	97.5%	0.3%
Oklahoma	60.5%	34.9%	95.3%	94.9%	0.5%
Oregon	68.7%	29.1%	97.8%	97.7%	0.2%
Pennsylvania	68.9%	28.6%	97.5%	97.2%	0.3%
Rhode Island	64.7%	33.1%	97.7%	97.4%	0.3%
South Carolina	60.2%	32.2%	92.5%	91.7%	0.8%
South Dakota	66.8%	28.7%	95.5%	95.1%	0.5%
Tennessee	65.5%	31.7%	97.2%	96.9%	0.3%
Texas	62.0%	35.0%	97.0%	96.5%	0.5%
Utah	70.5%	27.9%	98.4%	98.1%	0.3%
Vermont	60.1%	39.1%	99.2%	99.0%	0.2%
Virginia	70.8%	26.1%	96.9%	96.5%	0.4%
Washington	71.9%	26.9%	98.6%	98.7%	0.1%
West Virginia	56.0%	43.9%	99.9%	99.9%	0.0%
Wisconsin	71.9%	26.9%	98.8%	98.6%	0.2%
Wyoming	60.6%	35.3%	95.9%	95.2%	0.7%
Puerto Rico	34.4%	64.7%	99.1%	98.8%	0.3%

Note: Percentages may not sum due to rounding. A limited number of areas were part of the NRFU "soft launch" beginning July 16 and could have higher completion rates due to more time in the field. Percentages for the U.S. Total do not include housing units in Puerto Rico.

Pre-decisional - Internal Only - Not for Public Distribution

Date: September 24, 2020

Self-Response Mode		
	Prior Day	Today
Mode	9/23/20	9/24/20
Internet	85,094,496	85,183,675
Paper	18,256,713	18,302,590
Phone	1,962,807	1,970,209
<b>Total Responses All Modes</b>	<b>105,314,016</b>	<b>105,456,474</b>

Paper Response Activity		
Unprocessed Paper Responses	613,625	574,708
Processed Paper Responses	18,256,713	18,302,590
<b>Total Paper Responses</b>	<b>18,870,338</b>	<b>18,877,298</b>

CQA Call Activity		
Daily Inbound Call Volume	13,033,180	13,076,331
Total Calls Offered to CSRs	4,953,152	4,974,006
Total Phone Responses	1,962,807	1,970,209

### State by State Self-Response Rates

State	Actual	2010 Rate (Final)	2020 Rate (start of NRFU)	2010 Rate (start of NRFU)
U.S. Total	66.3%	66.5%	63.3%	63.5%
Alabama	62.9%	62.5%	60.8%	59.5%
Alaska	54.0%	55.6%	49.9%	51.6%
Arizona	63.3%	61.3%	59.9%	58.5%
Arkansas	60.2%	62.3%	57.9%	59.5%
California	68.7%	68.2%	64.6%	64.7%
Colorado	69.4%	67.2%	66.6%	64.4%
Connecticut	70.2%	69.5%	67.1%	66.3%
Delaware	64.2%	64.1%	60.8%	60.8%
District of Columbia	62.9%	66.0%	59.6%	62.2%
Florida	63.1%	63.0%	60.2%	59.6%
Georgia	61.9%	62.5%	59.0%	59.5%
Hawaii	62.6%	64.1%	59.9%	60.7%
Idaho	69.0%	67.1%	67.8%	64.6%
Illinois	70.7%	70.5%	68.2%	67.7%
Indiana	69.9%	69.6%	67.5%	67.0%
Iowa	71.0%	73.0%	68.9%	71.0%
Kansas	69.3%	70.0%	67.2%	67.4%
Kentucky	67.8%	65.7%	66.0%	63.0%
Louisiana	59.5%	61.0%	57.3%	57.9%
Maine	57.9%	57.4%	53.5%	55.3%
Maryland	70.4%	69.5%	67.4%	66.5%
Massachusetts	68.7%	68.8%	65.4%	65.6%
Michigan	70.9%	67.7%	68.9%	65.4%
Minnesota	74.7%	74.1%	72.5%	71.6%
Mississippi	59.8%	61.3%	58.0%	58.1%
Missouri	65.4%	67.5%	63.4%	65.3%

State	Actual	2010 Rate (Final)	2020 Rate (start of NRFU)	2010 Rate (start of NRFU)
Montana	59.7%	64.6%	56.9%	62.3%
Nebraska	71.5%	71.1%	69.0%	69.8%
Nevada	66.0%	61.4%	62.4%	58.7%
New Hampshire	66.5%	64.4%	63.2%	61.5%
New Jersey	68.7%	67.6%	65.2%	64.4%
New Mexico	57.5%	60.0%	53.5%	56.9%
New York	63.2%	64.6%	59.0%	61.3%
North Carolina	62.5%	64.8%	59.3%	62.1%
North Dakota	64.8%	68.8%	62.7%	66.8%
Ohio	70.2%	69.0%	67.5%	66.2%
Oklahoma	60.5%	62.3%	57.9%	58.9%
Oregon	68.7%	66.9%	65.7%	63.9%
Pennsylvania	68.9%	70.2%	66.3%	67.8%
Rhode Island	64.7%	65.7%	61.0%	62.8%
South Carolina	60.2%	64.7%	57.4%	62.2%
South Dakota	66.8%	67.1%	64.4%	65.0%
Tennessee	65.5%	67.1%	62.5%	63.8%
Texas	62.0%	64.4%	58.3%	60.3%
Utah	70.5%	68.6%	67.5%	65.4%
Vermont	60.1%	60.3%	56.9%	58.1%
Virginia	70.8%	69.0%	68.0%	66.2%
Washington	71.9%	67.2%	69.1%	63.7%
West Virginia	56.0%	59.1%	54.9%	56.8%
Wisconsin	71.9%	73.5%	69.7%	71.2%
Wyoming	60.6%	63.4%	57.6%	61.1%
Puerto Rico	34.4%	53.8%	28.7%	51.2%

INTERNAL - FOR OFFICIAL USE ONLY

---

**From:** Ali Mohammad Ahmad (CENSUS/ADCOM FED) [ali.m.ahmad@census.gov]  
**Sent:** 9/23/2020 1:31:01 PM  
**To:** Wilbur Ross [wlr@doc.gov]; Paranzino, Anthony (Federal) [AParanzino@doc.gov]; Davis, Caitlin (Federal) [CDavis4@doc.gov]; Jones, Christa D [christa.d.jones@census.gov]; Risko, Daniel (Federal) [DRisko@doc.gov]; Rockas, James (Federal) [JRockas@doc.gov]; Foti, Anthony (Federal) [AFoti@doc.gov]; Burris, Meghan (Federal) [MBurris@doc.gov]; Walsh, Michael (Federal) [MWalsh@doc.gov]; Martin, Nicole (Federal) [NMartin1@doc.gov]; Brebbia, Sean (Federal) [SBrebbia@doc.gov]; Barranca, Steven (Federal) [SBarranca1@doc.gov]; Kelley, Karen (Federal) [KKelley@doc.gov]; Brooke, Beatrice E. (Federal) [BBrooke1@doc.gov]  
**Subject:** Fwd: Daily HU Enumeration Progress and Self-Response Metrics 9.23.20  
**Attachments:** SR Daily Metrics 9.23.20.pdf; ATT00001.htm; Housing Unit enumeration progress by state 9.23.20.pdf; ATT00002.htm

Begin forwarded message:

**From:** "Christopher M Denno (CENSUS/ADDC FED)" <christopher.m.denno@census.gov>  
**Date:** September 23, 2020 at 1:29:35 PM EDT  
**To:** "Ron S Jarmin (CENSUS/DEPDIR FED)" <Ron.S.Jarmin@census.gov>, "Enrique Lamas (CENSUS/DEPDIR FED)" <Enrique.Lamas@census.gov>, "Albert E Fontenot (CENSUS/ADDC FED)" <Albert.E.Fontenot@census.gov>, "Christa D Jones (CENSUS/DEPDIR FED)" <Christa.D.Jones@census.gov>, "Ali Mohammad Ahmad (CENSUS/ADCOM FED)" <ali.m.ahmad@census.gov>, "Deborah Stempowski (CENSUS/DCMD FED)" <Deborah.M.Stempowski@census.gov>, "Michael T Thieme (CENSUS/ADDC FED)" <Michael.T.Thieme@census.gov>, "Kathleen M Styles (CENSUS/ADDC FED)" <kathleen.m.styles@census.gov>, "Alexa K Jones-Puthoff (CENSUS/DCMD FED)" <alexa.k.jones-puthoff@census.gov>, "Phani-Kumar Atri Kalluri (CENSUS/ADDC FED)" <Phani-Kumar.Atri.Kalluri@census.gov>, "Sheila M Szanyi (CENSUS/DCEO FED)" <sheila.m.szanyi@census.gov>, "Francis C McPhillips (CENSUS/DCMD FED)" <Francis.C.McPhillips@census.gov>, "Deidre C Hicks (CENSUS/DCMD FED)" <Deidre.C.Hicks@census.gov>, "Barbara M LoPresti (CENSUS/DITD FED)" <Barbara.M.LoPresti@census.gov>, "Jennifer W Reichert (CENSUS/DCMD FED)" <Jennifer.W.Reichert@census.gov>, "Suzanne Fratio (CENSUS/ADFO FED)" <Suzanne.Fratio@census.gov>, "Michael Bentley (CENSUS/DSSD FED)" <Michael.Bentley@census.gov>, "Sarah Konya (CENSUS/DSSD FED)" <Sarah.Konya@census.gov>, "James B Treat (CENSUS/ADDC FED)" <James.B.Treat@census.gov>, "Paul Krutsch (CENSUS/DCMD FED)" <paul.krutsch@census.gov>, "Jennifer Shopkorn (CENSUS/ADCOM FED)" <jennifer.shopkorn@census.gov>, "Luis J Cano (CENSUS/DCEO FED)" <luis.j.cano@census.gov>, "Maryann M Chapin (CENSUS/ADDC FED)" <Maryann.M.Chapin@census.gov>, "Burton H Reist (CENSUS/ADCOM FED)" <burton.h.reist@census.gov>, "Jeffrey L Bryant (CENSUS/NPC FED)" <jeffrey.l.bryant@census.gov>, "Tamara S Adams (CENSUS/ADRM FED)" <Tamara.S.Adams@census.gov>, "Earl J Letourneau (CENSUS/DSSD FED)" <Earl.J.Letourneau@census.gov>, "Patrick J Cantwell (CENSUS/DSSD FED)" <Patrick.J.Cantwell@census.gov>, "Kristen A Hearn (CENSUS/DCMD FED)" <kristen.a.hearn@census.gov>, "Stephen L Buckner (CENSUS/ADCOM FED)" <Stephen.L.Buckner@census.gov>, "Michael C Cook (CENSUS/PIO FED)" <Michael.C.Cook@census.gov>, "Christine E Taylor (CENSUS/PIO FED)" <christine.e.taylor@census.gov>, "Christopher M Denno (CENSUS/ADDC FED)" <christopher.m.denno@census.gov>, "Christopher J Stanley (CENSUS/OCIA FED)" <christopher.j.stanley@census.gov>, "Steven Dillingham (CENSUS/DEPDIR FED)" <steven.dillingham@census.gov>, "Steven K Smith (CENSUS/DEPDIR FED)" <steven.k.smith@census.gov>, "Michael John Sprung (CENSUS/DEPDIR FED)" <michael.j.sprung@census.gov>, "James T Christy (CENSUS/LA FED)" <James.T.Christy@census.gov>, "Nathaniel Cogley (CENSUS/DEPDIR FED)"

<nathaniel.cogley@census.gov>, "Adam Michael Korzeniewski (CENSUS/DEPDIR FED)"  
<adam.m.korzeniewski@census.gov>, "Dominic R Beamer (CENSUS/DCMD FED)"  
<dominic.r.beamer@census.gov>, "Dale C Kelly (CENSUS/FLD FED)" <Dale.C.Kelly@census.gov>,  
"Timothy P Olson (CENSUS/ADFO FED)" <Timothy.P.Olson@census.gov>, "Benjamin J Page  
(CENSUS/CFO FED)" <benjamin.j.page@census.gov>, "Victoria Velkoff (CENSUS/ADDP FED)"  
<Victoria.A.Velkoff@census.gov>, "Jennifer M Ortman (CENSUS/ACSO FED)"  
<Jennifer.M.Ortman@census.gov>, "John Maron Abowd (CENSUS/ADRM FED)"  
<john.maron.abowd@census.gov>, "Melissa L Creech (CENSUS/PCO FED)"  
<Melissa.L.Creech@census.gov>, "Tasha R Boone (CENSUS/DEPDIR FED)" <Tasha.R.Boone@census.gov>,  
"Caryn M Tate (CENSUS/DEPDIR FED)" <caryn.m.tate@census.gov>, "Kevin Smith (CENSUS/CIO FED)"  
<kevin.b.smith@census.gov>, "Danah Michele Boyd (CENSUS/CED CTR)" <danah.m.boyd@census.gov>,  
"Laura K Furgione (CENSUS/CAO FED)" <laura.furgione@census.gov>  
**Subject: Daily HU Enumeration Progress and Self-Response Metrics 9.23.20**

Good Afternoon,

Attached are both of today's reports, the daily self-response metrics as well as the daily housing unit enumeration progress by state. Please let me know if you have any questions.

**Christopher Denno**, Special Assistant

Decennial Census Programs

U.S. Census Bureau

Room **b(6)** | Office: 301.763.4092 | Mobile **b(6)**

[census.gov](https://www.census.gov) | [@censusbureau](https://twitter.com/censusbureau)

**Shape your future. START HERE > [2020census.gov](https://2020census.gov)**



Date: September 23, 2020

Self-Response Mode		
	Prior Day	Today
Mode	9/22/20	9/23/20
Internet	85,010,831	85,094,496
Paper	18,204,956	18,256,713
Phone	1,954,848	1,962,807
<b>Total Responses All Modes</b>	<b>105,170,635</b>	<b>105,314,016</b>

Paper Response Activity		
Unprocessed Paper Responses	641,271	613,625
Processed Paper Responses	18,204,956	18,256,713
<b>Total Paper Responses</b>	<b>18,846,227</b>	<b>18,870,338</b>

CQA Call Activity		
Daily Inbound Call Volume	12,997,807	13,033,180
Total Calls Offered to CSRs	4,932,826	4,953,152
Total Phone Responses	1,954,848	1,962,807

### State by State Self-Response Rates

State	Actual	2010 Rate (Final)	2020 Rate (start of NRFU)	2010 Rate (start of NRFU)
U.S. Total	66.2%	66.5%	63.3%	63.5%
Alabama	62.8%	62.5%	60.8%	59.5%
Alaska	53.9%	55.6%	49.9%	51.6%
Arizona	63.3%	61.3%	59.9%	58.5%
Arkansas	60.2%	62.3%	57.9%	59.5%
California	68.7%	68.2%	64.6%	64.7%
Colorado	69.4%	67.2%	66.6%	64.4%
Connecticut	70.2%	69.5%	67.1%	66.3%
Delaware	64.2%	64.1%	60.8%	60.8%
District of Columbia	62.8%	65.0%	59.6%	62.2%
Florida	63.0%	63.0%	60.2%	59.6%
Georgia	61.8%	62.5%	59.0%	59.5%
Hawaii	62.6%	64.1%	59.9%	60.7%
Idaho	69.0%	67.1%	67.8%	64.6%
Illinois	70.7%	70.5%	68.2%	67.7%
Indiana	69.9%	69.6%	67.5%	67.0%
Iowa	70.3%	73.0%	68.9%	71.0%
Kansas	69.3%	70.0%	67.2%	67.4%
Kentucky	67.8%	65.7%	66.0%	63.0%
Louisiana	59.5%	61.0%	57.3%	57.9%
Maine	57.9%	57.4%	55.5%	55.3%
Maryland	70.4%	69.5%	67.4%	66.5%
Massachusetts	68.7%	68.8%	65.4%	65.6%
Michigan	70.9%	67.7%	68.9%	65.4%
Minnesota	74.7%	74.1%	72.5%	71.6%
Mississippi	59.7%	61.3%	58.0%	58.1%
Missouri	65.4%	67.5%	69.4%	65.3%

State	Actual	2010 Rate (Final)	2020 Rate (start of NRFU)	2010 Rate (start of NRFU)
Montana	59.7%	64.6%	56.9%	62.3%
Nebraska	71.5%	71.1%	69.0%	68.8%
Nevada	65.9%	61.4%	62.4%	58.7%
New Hampshire	66.5%	64.4%	63.2%	61.5%
New Jersey	68.6%	67.6%	65.3%	64.4%
New Mexico	57.5%	60.0%	53.5%	56.9%
New York	63.2%	64.6%	59.0%	61.3%
North Carolina	62.4%	64.8%	59.3%	62.1%
North Dakota	64.8%	68.8%	62.7%	66.8%
Ohio	70.2%	69.0%	67.5%	66.2%
Oklahoma	60.4%	62.3%	57.9%	58.9%
Oregon	68.7%	66.9%	65.7%	63.9%
Pennsylvania	68.9%	70.2%	66.3%	67.8%
Rhode Island	64.7%	65.7%	61.0%	62.8%
South Carolina	60.2%	64.7%	57.4%	62.2%
South Dakota	66.8%	67.1%	64.4%	65.0%
Tennessee	65.5%	67.1%	62.5%	63.8%
Texas	61.9%	64.4%	58.3%	60.3%
Utah	70.5%	68.6%	67.5%	65.4%
Vermont	60.0%	60.3%	56.9%	58.1%
Virginia	70.7%	69.0%	68.0%	66.2%
Washington	71.9%	67.2%	69.1%	63.7%
West Virginia	56.0%	59.1%	54.9%	56.8%
Wisconsin	71.8%	73.5%	69.7%	71.2%
Wyoming	60.6%	63.4%	57.6%	61.1%
Puerto Rico	34.3%	53.8%	28.7%	51.2%

INTERNAL - FOR OFFICIAL USE ONLY

Date: September 23, 2020

U.S. Totals		
	Prior Day	Today
	9/22/20	9/23/20
Percent of HUs that Self-Responded	66.2%	66.2%
Percent of HUs Enumerated in NRFU	29.6%	30.0%
Percent of HUs Enumerated	95.8%	96.2%
Daily Change	0.4%	

## 2020 Census HU Enumeration Progress by State

State*	% HUs that Self-Responded	% HUs Enumerated in NRFU	% HUs Enumerated Current Day	% HUs Enumerated Prior Day	Daily Change
<b>U.S. Total</b>	<b>66.2%</b>	<b>30.0%</b>	<b>96.2%</b>	<b>95.8%</b>	<b>0.4%</b>
Alabama	62.8%	27.0%	89.8%	89.1%	0.7%
Alaska	53.9%	43.8%	97.7%	97.4%	0.3%
Arizona	63.3%	30.2%	93.4%	92.8%	0.7%
Arkansas	60.2%	38.5%	98.7%	98.5%	0.1%
California	68.7%	28.8%	97.5%	97.3%	0.3%
Colorado	69.4%	26.4%	95.8%	95.4%	0.4%
Connecticut	70.2%	28.5%	98.6%	98.4%	0.2%
Delaware	64.2%	31.0%	95.2%	94.7%	0.5%
District of Columbia	62.8%	31.9%	94.7%	94.3%	0.4%
Florida	63.0%	30.9%	93.9%	93.2%	0.7%
Georgia	61.8%	30.5%	92.3%	91.5%	0.8%
Hawaii	62.6%	37.0%	99.6%	99.5%	0.1%
Idaho	69.0%	30.8%	99.8%	99.8%	0.0%
Illinois	70.7%	26.8%	97.5%	97.2%	0.3%
Indiana	69.9%	29.0%	98.9%	98.7%	0.2%
Iowa	70.9%	24.4%	95.4%	94.7%	0.6%
Kansas	69.3%	29.6%	98.9%	98.8%	0.2%
Kentucky	67.8%	26.8%	94.6%	94.0%	0.6%
Louisiana	59.5%	31.7%	91.1%	90.4%	0.7%
Maine	57.9%	41.4%	99.3%	99.1%	0.2%
Maryland	70.4%	26.8%	97.2%	96.9%	0.3%
Massachusetts	68.7%	28.7%	97.4%	97.1%	0.3%
Michigan	70.9%	25.8%	96.6%	96.2%	0.4%
Minnesota	74.7%	23.7%	98.4%	98.2%	0.2%
Mississippi	59.7%	32.1%	91.8%	91.0%	0.8%
Missouri	65.4%	32.3%	97.7%	97.4%	0.3%

State*	% HUs that Self-Responded	% HUs Enumerated in NRFU	% HUs Enumerated Current Day	% HUs Enumerated Prior Day	Daily Change
Montana	59.7%	31.4%	91.0%	90.3%	0.8%
Nebraska	71.5%	25.8%	97.2%	96.9%	0.4%
Nevada	65.9%	30.3%	96.3%	95.8%	0.4%
New Hampshire	66.5%	31.5%	98.0%	97.7%	0.4%
New Jersey	68.6%	28.2%	96.9%	96.5%	0.4%
New Mexico	57.5%	35.5%	93.0%	92.2%	0.8%
New York	63.2%	33.5%	96.7%	96.3%	0.4%
North Carolina	62.4%	30.9%	93.3%	92.5%	0.7%
North Dakota	64.8%	32.9%	97.6%	97.2%	0.4%
Ohio	70.2%	27.3%	97.5%	97.2%	0.3%
Oklahoma	60.4%	34.5%	94.9%	94.4%	0.5%
Oregon	68.7%	29.0%	97.7%	97.5%	0.2%
Pennsylvania	68.9%	28.3%	97.2%	96.8%	0.3%
Rhode Island	64.7%	32.8%	97.4%	97.1%	0.4%
South Carolina	60.2%	31.5%	91.7%	90.9%	0.8%
South Dakota	66.8%	28.3%	95.1%	94.6%	0.5%
Tennessee	65.5%	31.4%	96.9%	96.5%	0.4%
Texas	61.9%	34.6%	96.5%	96.1%	0.4%
Utah	70.5%	27.6%	98.1%	97.8%	0.4%
Vermont	60.0%	39.0%	99.0%	98.8%	0.3%
Virginia	70.7%	25.8%	96.5%	96.1%	0.4%
Washington	71.9%	26.9%	98.7%	98.6%	0.1%
West Virginia	56.0%	43.9%	99.9%	99.8%	0.0%
Wisconsin	71.8%	26.8%	98.6%	98.5%	0.1%
Wyoming	60.6%	34.6%	95.2%	94.5%	0.7%
Puerto Rico	34.3%	64.5%	98.8%	98.4%	0.4%

Note: Percentages may not sum due to rounding. A limited number of areas were part of the NRFU "soft launch" beginning July 16 and could have higher completion rates due to more time in the field. Percentages for the U.S. Total do not include housing units in Puerto Rico.

Pre-decisional - Internal Only - Not for Public Distribution

---

**From:** Ali Mohammad Ahmad (CENSUS/ADCOM FED) [ali.m.ahmad@census.gov]  
**Sent:** 9/22/2020 2:00:50 PM  
**To:** Wilbur Ross [wlr@doc.gov]; Paranzino, Anthony (Federal) [AParanzino@doc.gov]; Davis, Caitlin (Federal) [CDavis4@doc.gov]; Jones, Christa D [christa.d.jones@census.gov]; Risko, Daniel (Federal) [DRisko@doc.gov]; Rockas, James (Federal) [JRockas@doc.gov]; Foti, Anthony (Federal) [AFoti@doc.gov]; Burris, Meghan (Federal) [MBurris@doc.gov]; Walsh, Michael (Federal) [MWalsh@doc.gov]; Martin, Nicole (Federal) [NMartin1@doc.gov]; Brebbia, Sean (Federal) [SBrebbia@doc.gov]; Barranca, Steven (Federal) [SBarranca1@doc.gov]; Kelley, Karen (Federal) [KKelley@doc.gov]; Brooke, Beatrice E. (Federal) [BBrooke1@doc.gov]  
**Subject:** Fwd: Daily HU Enumeration Progress and Self-Response Metrics 9.22.20  
**Attachments:** Housing Unit enumeration progress by state 9.22.20.pdf; ATT00001.htm; SR Daily Metrics 9.22.20.pdf; ATT00002.htm

Begin forwarded message:

**From:** "Christopher M Denno (CENSUS/ADDC FED)" <christopher.m.denno@census.gov>  
**Date:** September 22, 2020 at 1:58:57 PM EDT  
**To:** "Ron S Jarmin (CENSUS/DEPDIR FED)" <Ron.S.Jarmin@census.gov>, "Enrique Lamas (CENSUS/DEPDIR FED)" <Enrique.Lamas@census.gov>, "Albert E Fontenot (CENSUS/ADDC FED)" <Albert.E.Fontenot@census.gov>, "Christa D Jones (CENSUS/DEPDIR FED)" <Christa.D.Jones@census.gov>, "Ali Mohammad Ahmad (CENSUS/ADCOM FED)" <ali.m.ahmad@census.gov>, "Deborah Stempowski (CENSUS/DCMD FED)" <Deborah.M.Stempowski@census.gov>, "Michael T Thieme (CENSUS/ADDC FED)" <Michael.T.Thieme@census.gov>, "Kathleen M Styles (CENSUS/ADDC FED)" <kathleen.m.styles@census.gov>, "Alexa K Jones-Puthoff (CENSUS/DCMD FED)" <alexa.k.jones-puthoff@census.gov>, "Phani-Kumar Atri Kalluri (CENSUS/ADDC FED)" <Phani-Kumar.Atri.Kalluri@census.gov>, "Sheila M Szanyi (CENSUS/DCEO FED)" <sheila.m.szanyi@census.gov>, "Francis C McPhillips (CENSUS/DCMD FED)" <Francis.C.McPhillips@census.gov>, "Deidre C Hicks (CENSUS/DCMD FED)" <Deidre.C.Hicks@census.gov>, "Barbara M LoPresti (CENSUS/DITD FED)" <Barbara.M.LoPresti@census.gov>, "Jennifer W Reichert (CENSUS/DCMD FED)" <Jennifer.W.Reichert@census.gov>, "Suzanne Fratino (CENSUS/ADFO FED)" <Suzanne.Fratino@census.gov>, "Michael Bentley (CENSUS/DSSD FED)" <Michael.Bentley@census.gov>, "Sarah Konya (CENSUS/DSSD FED)" <Sarah.Konya@census.gov>, "James B Treat (CENSUS/ADDC FED)" <James.B.Treat@census.gov>, "Paul Krutsch (CENSUS/DCMD FED)" <paul.krutsch@census.gov>, "Jennifer Shopkorn (CENSUS/ADCOM FED)" <jennifer.shopkorn@census.gov>, "Luis J Cano (CENSUS/DCEO FED)" <luis.j.cano@census.gov>, "Maryann M Chapin (CENSUS/ADDC FED)" <Maryann.M.Chapin@census.gov>, "Burton H Reist (CENSUS/ADCOM FED)" <burton.h.reist@census.gov>, "Jeffrey L Bryant (CENSUS/NPC FED)" <jeffrey.l.bryant@census.gov>, "Tamara S Adams (CENSUS/ADRM FED)" <Tamara.S.Adams@census.gov>, "Earl J Letourneau (CENSUS/DSSD FED)" <Earl.J.Letourneau@census.gov>, "Patrick J Cantwell (CENSUS/DSSD FED)" <Patrick.J.Cantwell@census.gov>, "Kristen A Hearn (CENSUS/DCMD FED)" <kristen.a.hearns@census.gov>, "Stephen L Buckner (CENSUS/ADCOM FED)" <Stephen.L.Buckner@census.gov>, "Michael C Cook (CENSUS/PIO FED)" <Michael.C.Cook@census.gov>, "Christine E Taylor (CENSUS/PIO FED)" <christine.e.taylor@census.gov>, "Christopher M Denno (CENSUS/ADDC FED)" <christopher.m.denno@census.gov>, "Christopher J Stanley (CENSUS/OCIA FED)" <christopher.j.stanley@census.gov>, "Steven Dillingham (CENSUS/DEPDIR FED)" <steven.dillingham@census.gov>, "Steven K Smith (CENSUS/DEPDIR FED)" <steven.k.smith@census.gov>, "Michael John Sprung (CENSUS/DEPDIR FED)" <michael.j.sprung@census.gov>, "James T Christy (CENSUS/LA FED)" <James.T.Christy@census.gov>, "Nathaniel Cogley (CENSUS/DEPDIR FED)"

<nathaniel.cogley@census.gov>, "Adam Michael Korzeniewski (CENSUS/DEPDIR FED)"  
<adam.m.korzeniewski@census.gov>, "Dominic R Beamer (CENSUS/DCMD FED)"  
<dominic.r.beamer@census.gov>, "Dale C Kelly (CENSUS/FLD FED)" <Dale.C.Kelly@census.gov>,  
"Timothy P Olson (CENSUS/ADFO FED)" <Timothy.P.Olson@census.gov>, "Benjamin J Page  
(CENSUS/CFO FED)" <benjamin.j.page@census.gov>, "Victoria Velkoff (CENSUS/ADDP FED)"  
<Victoria.A.Velkoff@census.gov>, "Jennifer M Ortman (CENSUS/ACSO FED)"  
<Jennifer.M.Ortman@census.gov>, "John Maron Abowd (CENSUS/ADRM FED)"  
<john.maron.abowd@census.gov>, "Melissa L Creech (CENSUS/PCO FED)"  
<Melissa.L.Creech@census.gov>, "Tasha R Boone (CENSUS/DEPDIR FED)" <Tasha.R.Boone@census.gov>,  
"Caryn M Tate (CENSUS/DEPDIR FED)" <caryn.m.tate@census.gov>, "Kevin Smith (CENSUS/CIO FED)"  
<kevin.b.smith@census.gov>, "Danah Michele Boyd (CENSUS/CED CTR)" <danah.m.boyd@census.gov>,  
"Laura K Furgione (CENSUS/CAO FED)" <laura.furgione@census.gov>  
**Subject: Daily HU Enumeration Progress and Self-Response Metrics 9.22.20**

Good Afternoon,

Attached are both of today's reports, the daily self-response metrics as well as the daily housing unit enumeration progress by state. Please let me know if you have any questions

**Christopher Denno**, Special Assistant

Decennial Census Programs

U.S. Census Bureau

Room **b(6)** | Office: 301.763.4092 | Mobile **b(6)**

[census.gov](https://www.census.gov) | [@censusbureau](https://twitter.com/censusbureau)

**Shape your future. START HERE > [2020census.gov](https://2020census.gov)**

Date: September 22, 2020

U.S. Totals		
	Prior Day	Today
	9/21/20	9/22/20
Percent of HUs that Self-Responded	66.1%	66.2%
Percent of HUs Enumerated in NRFU	29.2%	29.6%
Percent of HUs Enumerated	95.4%	95.8%
Daily Change	0.4%	

## 2020 Census HU Enumeration Progress by State

State*	% HUs that Self-Responded	% HUs Enumerated in NRFU	% HUs Enumerated Current Day	% HUs Enumerated Prior Day	Daily Change
<b>U.S. Total</b>	<b>66.2%</b>	<b>29.6%</b>	<b>95.8%</b>	<b>95.4%</b>	<b>0.4%</b>
Alabama	62.8%	26.3%	89.1%	88.4%	0.7%
Alaska	53.8%	43.5%	97.4%	97.0%	0.3%
Arizona	63.2%	29.6%	92.8%	92.1%	0.7%
Arkansas	60.2%	38.4%	98.5%	98.3%	0.2%
California	68.6%	28.6%	97.3%	97.0%	0.3%
Colorado	69.4%	26.1%	95.4%	95.1%	0.3%
Connecticut	70.1%	28.3%	98.4%	98.3%	0.2%
Delaware	64.1%	30.6%	94.7%	94.2%	0.5%
District of Columbia	62.8%	31.5%	94.3%	93.9%	0.4%
Florida	63.0%	30.2%	93.2%	92.5%	0.7%
Georgia	61.7%	29.8%	91.5%	90.7%	0.8%
Hawaii	62.5%	37.0%	99.5%	99.4%	0.1%
Idaho	69.0%	30.8%	99.8%	99.8%	0.0%
Illinois	70.6%	26.6%	97.2%	96.9%	0.3%
Indiana	69.9%	28.9%	98.7%	98.6%	0.2%
Iowa	70.9%	23.8%	94.7%	94.1%	0.6%
Kansas	69.3%	29.5%	98.8%	98.6%	0.2%
Kentucky	67.8%	26.2%	94.0%	93.4%	0.6%
Louisiana	59.4%	31.0%	90.4%	89.8%	0.6%
Maine	57.9%	41.2%	99.1%	98.9%	0.2%
Maryland	70.4%	26.5%	96.9%	96.6%	0.3%
Massachusetts	68.6%	28.5%	97.1%	96.8%	0.3%
Michigan	70.8%	25.4%	96.2%	95.7%	0.5%
Minnesota	74.7%	23.5%	98.2%	97.9%	0.3%
Mississippi	59.7%	31.3%	91.0%	90.3%	0.7%
Missouri	65.4%	32.1%	97.4%	97.1%	0.3%

State*	% HUs that Self-Responded	% HUs Enumerated in NRFU	% HUs Enumerated Current Day	% HUs Enumerated Prior Day	Daily Change
Montana	59.6%	30.7%	90.3%	89.6%	0.7%
Nebraska	71.4%	25.4%	96.9%	96.5%	0.4%
Nevada	65.9%	30.0%	95.8%	95.4%	0.4%
New Hampshire	66.5%	31.2%	97.7%	97.3%	0.4%
New Jersey	68.6%	27.9%	96.5%	96.0%	0.4%
New Mexico	57.4%	34.8%	92.2%	91.5%	0.7%
New York	63.1%	33.2%	96.3%	95.9%	0.4%
North Carolina	62.4%	30.2%	92.5%	91.8%	0.7%
North Dakota	64.8%	32.5%	97.2%	96.8%	0.5%
Ohio	70.1%	27.1%	97.2%	96.9%	0.3%
Oklahoma	60.4%	34.0%	94.4%	93.8%	0.6%
Oregon	68.6%	28.9%	97.5%	97.3%	0.2%
Pennsylvania	68.8%	28.0%	96.8%	96.5%	0.3%
Rhode Island	64.6%	32.5%	97.1%	96.7%	0.4%
South Carolina	60.1%	30.8%	90.9%	90.2%	0.7%
South Dakota	66.8%	27.8%	94.6%	94.2%	0.4%
Tennessee	65.4%	31.1%	96.5%	96.2%	0.4%
Texas	61.9%	34.2%	96.1%	95.6%	0.5%
Utah	70.5%	27.3%	97.8%	97.4%	0.4%
Vermont	60.0%	38.7%	98.8%	98.5%	0.2%
Virginia	70.6%	25.5%	96.1%	95.7%	0.4%
Washington	71.9%	26.8%	98.6%	98.5%	0.1%
West Virginia	56.0%	43.9%	99.8%	99.8%	0.0%
Wisconsin	71.8%	26.6%	98.5%	98.3%	0.1%
Wyoming	60.5%	34.0%	94.5%	93.8%	0.7%
Puerto Rico	34.3%	64.2%	98.4%	98.0%	0.4%

Note: Percentages may not sum due to rounding. A limited number of areas were part of the NRFU "soft launch" beginning July 16 and could have higher completion rates due to more time in the field. Percentages for the U.S. Total do not include housing units in Puerto Rico.

Pre-decisional - Internal Only - Not for Public Distribution

Date: September 22, 2020

Self-Response Mode		
	Prior Day	Today
Mode	9/21/20	9/22/20
Internet	84,932,854	85,010,831
Paper	18,164,984	18,204,956
Phone	1,946,776	1,954,848
<b>Total Responses All Modes</b>	<b>105,044,614</b>	<b>105,170,635</b>

Paper Response Activity		
Unprocessed Paper Responses	669,278	641,271
Processed Paper Responses	18,164,984	18,204,956
<b>Total Paper Responses</b>	<b>18,834,262</b>	<b>18,846,227</b>

CQA Call Activity		
Daily Inbound Call Volume	12,960,503	12,997,807
Total Calls Offered to CSRs	4,910,955	4,932,826
Total Phone Responses	1,946,776	1,954,848

### State by State Self-Response Rates

State	Actual	2010 Rate (Final)	2020 Rate (start of NRFU)	2010 Rate (start of NRFU)
U.S. Total	66.2%	66.5%	63.3%	63.5%
Alabama	62.8%	62.5%	60.8%	59.5%
Alaska	53.8%	55.6%	49.9%	51.6%
Arizona	63.2%	61.3%	59.9%	58.5%
Arkansas	60.2%	62.3%	57.9%	59.5%
California	68.6%	68.2%	64.6%	64.7%
Colorado	69.4%	67.2%	66.6%	64.4%
Connecticut	70.1%	69.5%	67.1%	66.3%
Delaware	64.1%	64.1%	60.8%	60.8%
District of Columbia	62.8%	66.0%	59.6%	62.2%
Florida	63.0%	63.0%	60.2%	59.6%
Georgia	61.7%	62.5%	59.0%	59.5%
Hawaii	62.5%	64.1%	59.9%	60.7%
Idaho	69.0%	67.1%	67.8%	64.6%
Illinois	70.6%	70.5%	68.2%	67.7%
Indiana	69.9%	69.6%	67.5%	67.0%
Iowa	70.9%	73.0%	68.9%	71.0%
Kansas	69.3%	70.0%	67.2%	67.4%
Kentucky	67.8%	65.7%	66.0%	63.0%
Louisiana	59.4%	61.0%	57.3%	57.9%
Maine	57.9%	57.4%	55.5%	55.3%
Maryland	70.4%	69.5%	67.4%	66.5%
Massachusetts	68.6%	68.8%	65.4%	65.6%
Michigan	70.8%	67.7%	68.9%	65.4%
Minnesota	74.7%	74.1%	72.5%	71.6%
Mississippi	59.7%	61.3%	58.0%	58.1%
Missouri	65.4%	67.5%	63.4%	65.3%

State	Actual	2010 Rate (Final)	2020 Rate (start of NRFU)	2010 Rate (start of NRFU)
Montana	59.6%	64.6%	56.9%	62.3%
Nebraska	71.4%	71.1%	69.0%	68.8%
Nevada	65.9%	61.4%	62.4%	58.7%
New Hampshire	66.5%	64.4%	63.2%	61.5%
New Jersey	68.6%	67.6%	65.2%	64.4%
New Mexico	57.4%	60.0%	53.5%	56.9%
New York	63.1%	64.6%	59.0%	61.3%
North Carolina	62.4%	64.8%	59.3%	62.1%
North Dakota	64.8%	68.8%	62.7%	66.8%
Ohio	70.1%	69.0%	67.5%	66.2%
Oklahoma	60.4%	62.3%	57.9%	58.9%
Oregon	68.6%	66.9%	65.7%	63.9%
Pennsylvania	68.8%	70.2%	66.3%	67.8%
Rhode Island	64.6%	65.7%	61.0%	62.8%
South Carolina	60.1%	64.7%	57.4%	62.2%
South Dakota	66.8%	67.1%	64.4%	65.0%
Tennessee	65.4%	67.1%	62.5%	63.8%
Texas	61.9%	64.4%	58.3%	60.3%
Utah	70.5%	68.6%	67.5%	65.4%
Vermont	60.0%	60.3%	56.9%	58.1%
Virginia	70.6%	69.0%	68.0%	66.2%
Washington	71.9%	67.2%	69.1%	63.7%
West Virginia	56.0%	59.1%	54.9%	56.8%
Wisconsin	71.8%	73.5%	69.7%	71.2%
Wyoming	60.5%	63.4%	57.6%	61.1%
Puerto Rico	34.3%	53.8%	28.7%	51.2%

INTERNAL - FOR OFFICIAL USE ONLY

---

**From:** Fleming, John C. Jr. EOP/WHO [b(6)]@who.eop.gov]  
**Sent:** 6/19/2020 2:57:28 PM  
**To:** Walsh, Michael (Federal) [MWalsh@doc.gov]  
**Subject:** Follow up

Mike,

Thanks for the convening today as it was very productive. I spoke with PPO about the personnel questions:

**b(5) - DP; b(6)**

**b(5) - DP**

**b(5) - DP** Masks, distancing and hand-washing remain their recommendations.

Thx,

John C. Fleming, MD

Assistant to the President for Planning and Implementation in the office of the Chief of Staff

White House West Wing Rm [b(6)]

Office [b(6)]

Mobile [b(6)]

[b(6)]@who.eop.gov

---

**From:** Martin, Nicole (Federal) [NMartin1@doc.gov]  
**Sent:** 9/21/2020 12:17:26 PM  
**To:** Dillingham, Steven [steven.dillingham@census.gov]; Jarmin, Ron S [ron.s.jarmin@census.gov]; Lamas, Enrique [enrique.lamas@census.gov]; Fontenot, Albert E [albert.e.fontenot@census.gov]; Jones, Christa D [christa.d.jones@census.gov]; Walsh, Michael (Federal) [MWalsh@doc.gov]; Cannon, Michael (Federal) [MCannon@doc.gov]; Treat, James B [james.b.treat@census.gov]; Thieme, Michael T [michael.t.thieme@census.gov]; Smith, Steven K [steven.k.smith@census.gov]; Stempowski, Deborah M [deborah.m.stempowski@census.gov]; Taylor, Benjamin K [benjamin.k.taylor@census.gov]; Ziaya, David R [david.r.ziaya@census.gov]; Lane, Jennifer (Federal) [JLane@doc.gov]; Davis, Caitlin (Federal) [CDavis4@doc.gov]; Sprung, Michael J [michael.j.sprung@census.gov]; Blair, Robert (Federal) [RBlair@doc.gov]; Ahmad, Ali M [ali.m.ahmad@census.gov]; Burris, Meghan (Federal) [MBurris@doc.gov]; Risko, Daniel (Federal) [DRisko@doc.gov]; Korzeniewski, Adam M [adam.m.korzeniewski@census.gov]; Paranzino, Anthony (Federal) [AParanzino@doc.gov]; Page, Benjamin J [benjamin.j.page@census.gov]; Olson, Timothy P [timothy.p.olson@census.gov]; Christy, James T [james.t.christy@census.gov]; Cogley, Nathaniel [nathaniel.cogley@census.gov]; Overholt, Benjamin A [benjamin.a.overholt@census.gov]; Stanley, Christopher J [christopher.j.stanley@census.gov]; Bryant, Jeffrey L [jeffrey.l.bryant@census.gov]  
**CC:** Langdon, David (Federal) [DLangdon@doc.gov]; Bingham, Vicki [Vicki.Bingham@bea.gov]; Foti, Anthony (Federal) [AFoti@doc.gov]; Wyvill, Robin L [robin.l.wyvill@census.gov]; Becker Medina, Erika H [erika.h.becker.medina@census.gov]; Boney, Virginia (Federal) [VBoney@doc.gov]; Keller, Catherine (Federal) [CKeller@doc.gov]; Goudarzi, Talat (Federal) [TGoudarzi@doc.gov]; Barranca, Steven (Federal) [SBarranca1@doc.gov]; Meredith, Ethan (Federal) [EMeredith@doc.gov]  
**Subject:** Senior Management Decennial Committee  
**Attachments:** 2020 Census Program Update 09212020 ver 4.pdf

Hi all,

Attached you will find the PDF that will be referenced during today's call.

Please let me know if you have any issues.

Have a great day,  
Nicole

**Nicole Martin**  
Office of the Deputy Secretary

[NMartin1@doc.gov](mailto:NMartin1@doc.gov)

O: 202-482-0504

C: [b(6)]



# Status Reporting: Nonresponse Followup for the 2020 Decennial Census

Periodic Reporting: Release for September 21, 2020

# Periodic Performance Management Reports

## Table of Contents

Report Title	Slide Number
2020 Census: Nonresponse Followup At A Glance	3
2020 Census: Nonresponse Followup Progress	4
2020 Census: Nonresponse Followup Progress and Cost	5
2020 Census: Nonresponse Followup Enumerator Staffing	6
2020 Census: Nonresponse Followup Enumerator Productivity Curve	7
2020 Census: Nonresponse Followup Enumerator Work Hours	8
2020 Census: Housing Unit Enumeration Progress by State	9
2020 Census: Nonresponse Followup Impact of California Wildfires	10
2020 Census: Nonresponse Followup Impact of Oregon Wildfires	11
2020 Census: Nonresponse Followup Impact of Washington Wildfires	12
2020 Census: Nonresponse Followup Areas Indirectly Impacted by Wildfires	13
2020 Census: Nonresponse Followup Areas Impacted by Hurricane Sally	14
2020 Census: Nonresponse Followup Challenge Areas by State	15-26
2020 Census: Nonresponse Followup Enumerator Staffing Status for Challenge Areas by State	27
2020 Census: Nonresponse Followup Budgetary Contingency Usage Status	28
Appendix	29-32