

Date: August 19, 2020

Self-Response Mode		
	Prior Day	Today
Mode	8/18/20	8/19/20
Internet	81,493,226	81,647,381
Paper	15,165,170	15,357,677
Phone	1,591,661	1,608,406
<b>Total Responses All Modes</b>	<b>98,250,057</b>	<b>98,613,464</b>

Paper Response Activity		
Unprocessed Paper Responses	3,080,045	2,900,179
Processed Paper Responses	15,165,170	15,357,677
<b>Total Paper Responses</b>	<b>18,245,215</b>	<b>18,257,856</b>

CQA Call Activity		
Daily Inbound Call Volume	11,347,935	11,415,770
Total Calls Offered to CSRs	3,986,497	4,026,897
Total Phone Responses	1,591,661	1,608,406

### State by State Response Rates

State	Actual	2020 Rate (start of NRFU)	2010 Rate (start of NRFU)	2010 Rate (Final)
U.S. Total	64.8%	63.3%	63.5%	66.5%
Minnesota	73.1%	72.5%	71.6%	74.1%
Wisconsin	70.3%	69.7%	71.2%	73.5%
Washington	70.2%	69.1%	63.7%	67.2%
Nebraska	69.5%	69.0%	68.8%	71.1%
Michigan	69.3%	68.9%	65.4%	67.7%
Iowa	69.1%	68.9%	71.0%	73.0%
Illinois	68.9%	68.2%	67.7%	70.5%
Virginia	68.7%	68.0%	66.2%	69.0%
Maryland	68.4%	67.4%	66.5%	69.5%
Idaho	68.3%	67.8%	64.6%	67.1%
Utah	68.3%	67.5%	65.4%	68.6%
Indiana	68.2%	67.5%	67.0%	69.6%
Ohio	68.2%	67.5%	66.2%	69.0%
Connecticut	68.0%	67.1%	66.3%	69.5%
Kansas	67.9%	67.2%	67.4%	70.0%
Colorado	67.4%	66.6%	64.4%	67.2%
Pennsylvania	66.9%	66.3%	67.8%	70.2%
Oregon	66.7%	65.7%	63.9%	66.9%
Kentucky	66.4%	66.0%	63.0%	65.7%
Massachusetts	66.3%	65.4%	65.6%	68.8%
New Jersey	65.8%	65.2%	64.4%	67.6%
California	65.8%	64.6%	64.7%	68.2%
South Dakota	64.8%	64.4%	65.0%	67.1%
Missouri	63.9%	63.4%	65.3%	67.5%
New Hampshire	63.8%	63.2%	61.5%	64.4%
North Dakota	63.3%	62.7%	66.8%	68.8%

State	Actual	2020 Rate (start of NRFU)	2010 Rate (start of NRFU)	2010 Rate (Final)
Tennessee	63.3%	62.5%	63.8%	67.1%
Nevada	63.0%	62.4%	58.7%	61.4%
Rhode Island	61.7%	61.0%	62.8%	65.7%
Delaware	61.5%	60.8%	60.8%	64.1%
Alabama	61.3%	60.8%	59.5%	62.5%
Hawaii	61.0%	59.9%	60.7%	64.1%
Florida	60.7%	60.2%	59.6%	63.0%
Arizona	60.5%	59.9%	58.5%	61.3%
District of Columbia	60.4%	59.6%	62.2%	66.0%
North Carolina	59.9%	59.3%	62.1%	64.8%
New York	59.8%	59.0%	61.3%	64.6%
Georgia	59.5%	59.0%	59.5%	62.5%
Texas	59.2%	58.3%	60.3%	64.4%
Oklahoma	58.5%	57.9%	58.9%	62.3%
Arkansas	58.5%	57.9%	59.5%	62.3%
Mississippi	58.4%	58.0%	58.1%	61.3%
Wyoming	58.3%	57.6%	61.1%	63.4%
South Carolina	57.9%	57.4%	62.2%	64.7%
Louisiana	57.8%	57.3%	57.9%	61.0%
Vermont	57.6%	56.9%	58.1%	60.3%
Montana	57.4%	56.9%	62.3%	64.6%
Maine	56.3%	55.5%	55.3%	57.4%
West Virginia	55.3%	54.9%	56.8%	59.1%
New Mexico	54.4%	53.5%	56.9%	60.0%
Alaska	51.5%	49.9%	51.6%	55.6%
Puerto Rico	30.6%	28.7%	51.2%	53.8%

INTERNAL - FOR OFFICIAL USE ONLY

Date: August 19, 2020

U.S. Totals		
	Prior Day	Today
	8/18/20	8/19/20
Percent of HUs that Self-Responded	63.9%	64.0%
Percent of HUs Enumerated in NRFU	6.7%	7.6%
Percent of HUs Enumerated	70.6%	71.6%
Daily Change	1.0%	

## 2020 Census HU Enumeration Progress by State

State*	% HUs that Self-Responded	% HUs Enumerated in NRFU	% HUs Enumerated Prior Day	% HUs Enumerated Current Day	Daily Change
U.S. Total	64.0%	7.6%	70.6%	71.6%	1.0%
Alabama	61.3%	3.9%	64.4%	65.2%	0.8%
Alaska	51.5%	18.4%	68.1%	69.9%	1.8%
Arizona	60.5%	3.7%	63.5%	64.2%	0.7%
Arkansas	58.5%	9.3%	66.1%	67.7%	1.6%
California	65.8%	8.8%	73.4%	74.5%	1.2%
Colorado	67.4%	7.3%	73.9%	74.7%	0.8%
Connecticut	68.0%	12.0%	78.9%	80.0%	1.1%
Delaware	61.5%	6.8%	67.2%	68.2%	1.0%
District of Columbia	60.4%	8.1%	67.1%	68.5%	1.4%
Florida	60.7%	4.4%	64.3%	65.1%	0.8%
Georgia	59.5%	4.6%	63.3%	64.1%	0.8%
Hawaii	61.0%	16.3%	76.1%	77.3%	1.2%
Idaho	68.3%	21.7%	89.3%	90.0%	0.6%
Illinois	68.9%	10.9%	79.0%	79.9%	0.9%
Indiana	68.2%	11.1%	78.2%	79.3%	1.1%
Iowa	69.1%	1.2%	69.9%	70.4%	0.4%
Kansas	67.9%	14.0%	81.0%	82.0%	0.9%
Kentucky	66.4%	5.1%	70.7%	71.5%	0.8%
Louisiana	57.8%	9.3%	66.2%	67.1%	0.9%
Maine	56.3%	22.6%	77.8%	78.9%	1.2%
Maryland	68.4%	9.9%	77.4%	78.3%	0.9%
Massachusetts	66.3%	10.0%	75.3%	76.3%	1.1%
Michigan	69.3%	3.2%	71.7%	72.5%	0.8%
Minnesota	73.1%	5.8%	77.8%	78.8%	1.0%
Mississippi	58.4%	5.7%	63.1%	64.1%	1.0%
Missouri	63.9%	12.2%	75.0%	76.1%	1.1%

\*A limited number of areas were part of the NRFU "soft launch" beginning July 16 and could have higher completion rates due to more time in the field.

State*	% HUs that Self-Responded	% HUs Enumerated in NRFU	% HUs Enumerated Prior Day	% HUs Enumerated Current Day	Daily Change
Montana	57.4%	6.0%	62.4%	63.4%	1.0%
Nebraska	69.5%	5.3%	73.9%	74.9%	1.0%
Nevada	63.0%	4.3%	66.5%	67.3%	0.8%
New Hampshire	63.8%	4.7%	67.4%	68.5%	1.1%
New Jersey	65.8%	5.3%	70.3%	71.2%	0.9%
New Mexico	54.4%	4.8%	58.2%	59.2%	1.0%
New York	59.8%	6.6%	65.3%	66.4%	1.2%
North Carolina	59.9%	4.4%	63.4%	64.3%	1.0%
North Dakota	63.3%	11.8%	74.0%	75.1%	1.1%
Ohio	68.2%	6.8%	74.0%	75.0%	1.0%
Oklahoma	58.5%	10.1%	67.6%	68.6%	1.0%
Oregon	66.7%	11.6%	77.0%	78.3%	1.2%
Pennsylvania	66.9%	8.8%	74.7%	75.7%	1.0%
Rhode Island	61.7%	6.9%	67.4%	68.5%	1.2%
South Carolina	57.9%	5.1%	62.0%	63.0%	1.0%
South Dakota	64.8%	5.2%	69.0%	70.0%	1.0%
Tennessee	63.3%	7.3%	69.4%	70.6%	1.2%
Texas	59.2%	7.0%	65.2%	66.2%	1.0%
Utah	68.3%	6.4%	73.5%	74.6%	1.1%
Vermont	57.6%	8.0%	64.2%	65.6%	1.4%
Virginia	68.7%	6.4%	74.3%	75.0%	0.8%
Washington	70.2%	12.5%	81.6%	82.8%	1.0%
West Virginia	55.3%	26.8%	81.1%	82.1%	1.0%
Wisconsin	70.3%	8.2%	77.3%	78.5%	1.2%
Wyoming	58.3%	7.2%	64.4%	65.4%	1.1%
Puerto Rico	30.6%	21.3%	50.0%	51.9%	1.8%

Percentages may not sum due to rounding.

Pre-decisional - Internal Only - Not for Public Distribution

---

**From:** Ali Mohammad Ahmad (CENSUS/ADCOM FED) [ali.m.ahmad@census.gov]  
**Sent:** 8/18/2020 3:56:28 PM  
**To:** Wilbur Ross [wlr@doc.gov]  
**CC:** Fontenot, Albert E [albert.e.fontenot@census.gov]; Walsh, Michael (Federal) [MWalsh@doc.gov]  
**Subject:** Re: Daily Self-Response Metrics 8.18.20

Mr. Secretary:

The NRFU update will resume tomorrow and will be sent every weekday thereafter. The numbers will be posted publicly after that. The team did not issue today in order to review the production process in preparation for public posting which will start this week. This does not affect the accuracy of the numbers sent yesterday. At a national level, the overall percent of housing units enumerated increased by .9% from 69.7% yesterday to 70.6% today.

On Aug 18, 2020, at 3:21 PM, Wilbur Ross <wlr@doc.gov> wrote:

Is there an update on NRFU? I thought that was meant to be daily as well. WLR

Sent from my iPhone

On Aug 18, 2020, at 2:03 PM, Ali Mohammad Ahmad (CENSUS/ADCOM FED) <ali.m.ahmad@census.gov> wrote:

Begin forwarded message:

**From:** "Christopher M Denno (CENSUS/ADDC FED)" <christopher.m.denno@census.gov>  
**Date:** August 18, 2020 at 1:58:39 PM EDT  
**To:** "Ron S Jarmin (CENSUS/DEPDIR FED)" <Ron.S.Jarmin@census.gov>, "Enrique Lamas (CENSUS/DEPDIR FED)" <Enrique.Lamas@census.gov>, "Albert E Fontenot (CENSUS/ADDC FED)" <Albert.E.Fontenot@census.gov>, "Christa D Jones (CENSUS/DEPDIR FED)" <Christa.D.Jones@census.gov>, "Ali Mohammad Ahmad (CENSUS/ADCOM FED)" <ali.m.ahmad@census.gov>, "Deborah Stempowski (CENSUS/DCMD FED)" <Deborah.M.Stempowski@census.gov>, "Michael T Thieme (CENSUS/ADDC FED)" <Michael.T.Thieme@census.gov>, "Kathleen M Styles (CENSUS/ADDC FED)" <kathleen.m.styles@census.gov>, "Alexa K Jones-Puthoff (CENSUS/DCMD FED)" <alexa.k.jones-puthoff@census.gov>, "Phani-Kumar Atri Kalluri (CENSUS/ADDC FED)" <Phani-Kumar.Atri.Kalluri@census.gov>, "Sheila M Szanyi (CENSUS/DCEO FED)" <sheila.m.szanyi@census.gov>, "Francis C McPhillips (CENSUS/DCMD FED)" <Francis.C.McPhillips@census.gov>, "Deidre C Hicks (CENSUS/DCMD FED)" <Deidre.C.Hicks@census.gov>, "Barbara M LoPresti (CENSUS/DITD FED)" <Barbara.M.LoPresti@census.gov>, "Jennifer W Reichert (CENSUS/DCMD FED)" <Jennifer.W.Reichert@census.gov>, "Suzanne Fratino (CENSUS/DCMD FED)" <Suzanne.Fratino@census.gov>, "Michael Bentley (CENSUS/DSSD FED)" <Michael.Bentley@census.gov>, "Sarah Konya (CENSUS/DSSD FED)" <Sarah.Konya@census.gov>, "James B Treat (CENSUS/ADDC FED)" <James.B.Treat@census.gov>, "Paul Krutsch (CENSUS/DCMD FED)" <paul.krutsch@census.gov>, "Jennifer Shopkorn (CENSUS/ADCOM FED)" <jennifer.shopkorn@census.gov>, "Luis J Cano (CENSUS/DCEO FED)" <luis.j.cano@census.gov>, "Maryann M Chapin (CENSUS/ADDC FED)" <Maryann.M.Chapin@census.gov>, "Burton H Reist (CENSUS/ADCOM FED)" <burton.h.reist@census.gov>, "Jeffrey L Bryant (CENSUS/NPC

FED)" <[jeffrey.l.bryant@census.gov](mailto:jeffrey.l.bryant@census.gov)>, "Tamara S Adams (CENSUS/ADRM FED)" <[Tamara.S.Adams@census.gov](mailto:Tamara.S.Adams@census.gov)>, "Earl J Letourneau (CENSUS/DSSD FED)" <[Earl.J.Letourneau@census.gov](mailto:Earl.J.Letourneau@census.gov)>, "Patrick J Cantwell (CENSUS/DSSD FED)" <[Patrick.J.Cantwell@census.gov](mailto:Patrick.J.Cantwell@census.gov)>, "Kristen A Hearn (CENSUS/DCMD FED)" <[kristen.a.hearns@census.gov](mailto:kristen.a.hearns@census.gov)>, "Stephen L Buckner (CENSUS/ADCOM FED)" <[Stephen.L.Buckner@census.gov](mailto:Stephen.L.Buckner@census.gov)>, "Michael C Cook (CENSUS/PIO FED)" <[Michael.C.Cook@census.gov](mailto:Michael.C.Cook@census.gov)>, "Christine E Taylor (CENSUS/PIO FED)" <[christine.e.taylor@census.gov](mailto:christine.e.taylor@census.gov)>, "Christopher M Denno (CENSUS/ADDC FED)" <[christopher.m.denno@census.gov](mailto:christopher.m.denno@census.gov)>, "Christopher J Stanley (CENSUS/OCIA FED)" <[christopher.j.stanley@census.gov](mailto:christopher.j.stanley@census.gov)>, "Steven Dillingham (CENSUS/DEPDIR FED)" <[steven.dillingham@census.gov](mailto:steven.dillingham@census.gov)>, "Steven K Smith (CENSUS/DEPDIR FED)" <[steven.k.smith@census.gov](mailto:steven.k.smith@census.gov)>, "Michael John Sprung (CENSUS/DEPDIR FED)" <[michael.j.sprung@census.gov](mailto:michael.j.sprung@census.gov)>, "James T Christy (CENSUS/LA FED)" <[James.T.Christy@census.gov](mailto:James.T.Christy@census.gov)>, "Nathaniel Cogley (CENSUS/DEPDIR FED)" <[nathaniel.cogley@census.gov](mailto:nathaniel.cogley@census.gov)>, "Adam Michael Korzeniewski (CENSUS/DEPDIR FED)" <[adam.m.korzeniewski@census.gov](mailto:adam.m.korzeniewski@census.gov)>, "Dominic R Beamer (CENSUS/DCMD FED)" <[dominic.r.beamer@census.gov](mailto:dominic.r.beamer@census.gov)>

**Subject: Daily Self-Response Metrics 8.18.20**

Good Afternoon,

Attached are today's daily self-response metrics. Please let me know if you have any questions.

Thank you.

**Christopher Denno**, Special Assistant

Decennial Census Programs

U.S. Census Bureau

Room **b(6)** | Office: 301.763.4092 | Mobile: **b(6)**

[census.gov](https://www.census.gov) | [@censusbureau](https://twitter.com/censusbureau)

**Shape your future. START HERE >** [2020census.gov](https://2020census.gov)

<SR Daily Metrics 8.18.20.pdf>



---

**From:** Wilbur Ross [wlr@doc.gov]  
**Sent:** 8/18/2020 4:53:48 PM  
**To:** Ahmad, Ali M [ali.m.ahmad@census.gov]  
**CC:** Fontenot, Albert E [albert.e.fontenot@census.gov]; Walsh, Michael (Federal) [MWalsh@doc.gov]  
**Subject:** Re: Daily Self-Response Metrics 8.18.20

Thanks. I can wait (with bated breath) until tomorrow. WLR

Sent from my iPhone

On Aug 18, 2020, at 4:00 PM, Ali Mohammad Ahmad (CENSUS/ADCOM FED) <[ali.m.ahmad@census.gov](mailto:ali.m.ahmad@census.gov)> wrote:

Mr. Secretary:

The NRFU update will resume tomorrow and will be sent every weekday thereafter. The numbers will be posted publicly after that. The team did not issue today in order to review the production process in preparation for public posting which will start this week. This does not affect the accuracy of the numbers sent yesterday.

**At a national level, the overall percent of housing units enumerated increased by .9% from 69.7% yesterday to 70.6% today.** Al Fontenot is copied in case you have any further questions.

On Aug 18, 2020, at 3:21 PM, Wilbur Ross <[wlr@doc.gov](mailto:wlr@doc.gov)> wrote:

Is there an update on NRFU? I thought that was meant to be daily as well. WLR

Sent from my iPhone

On Aug 18, 2020, at 2:03 PM, Ali Mohammad Ahmad (CENSUS/ADCOM FED) <[ali.m.ahmad@census.gov](mailto:ali.m.ahmad@census.gov)> wrote:

Begin forwarded message:

**From:** "Christopher M Denno (CENSUS/ADDC FED)" <[christopher.m.denno@census.gov](mailto:christopher.m.denno@census.gov)>  
**Date:** August 18, 2020 at 1:58:39 PM EDT  
**To:** "Ron S Jarmin (CENSUS/DEPDIR FED)" <[Ron.S.Jarmin@census.gov](mailto:Ron.S.Jarmin@census.gov)>, "Enrique Lamas (CENSUS/DEPDIR FED)" <[Enrique.Lamas@census.gov](mailto:Enrique.Lamas@census.gov)>, "Albert E Fontenot (CENSUS/ADDC FED)" <[Albert.E.Fontenot@census.gov](mailto:Albert.E.Fontenot@census.gov)>, "Christa D Jones (CENSUS/DEPDIR FED)" <[Christa.D.Jones@census.gov](mailto:Christa.D.Jones@census.gov)>, "Ali Mohammad Ahmad (CENSUS/ADCOM FED)" <[ali.m.ahmad@census.gov](mailto:ali.m.ahmad@census.gov)>, "Deborah Stempowski (CENSUS/DCMD FED)" <[Deborah.M.Stempowski@census.gov](mailto:Deborah.M.Stempowski@census.gov)>, "Michael T Thieme (CENSUS/ADDC FED)" <[Michael.T.Thieme@census.gov](mailto:Michael.T.Thieme@census.gov)>, "Kathleen M Styles (CENSUS/ADDC FED)" <[kathleen.m.styles@census.gov](mailto:kathleen.m.styles@census.gov)>, "Alexa K Jones-Puthoff (CENSUS/DCMD FED)" <[alexa.k.jones-puthoff@census.gov](mailto:alexa.k.jones-puthoff@census.gov)>, "Phani-Kumar Atri Kalluri (CENSUS/ADDC FED)" <[Phani-Kumar.Atri.Kalluri@census.gov](mailto:Phani-Kumar.Atri.Kalluri@census.gov)>, "Sheila M Szanyi (CENSUS/DCEO FED)" <[sheila.m.szanyi@census.gov](mailto:sheila.m.szanyi@census.gov)>, "Francis C McPhillips (CENSUS/DCMD FED)" <[Francis.C.McPhillips@census.gov](mailto:Francis.C.McPhillips@census.gov)>, "Deidre C Hicks (CENSUS/DCMD FED)" <[Deidre.C.Hicks@census.gov](mailto:Deidre.C.Hicks@census.gov)>, "Barbara M LoPresti (CENSUS/DITD FED)" <[Barbara.M.LoPresti@census.gov](mailto:Barbara.M.LoPresti@census.gov)>, "Jennifer W Reichert (CENSUS/DCMD FED)"

<Jennifer.W.Reichert@census.gov>, "Suzanne Fratino (CENSUS/DCMD FED)"  
<Suzanne.Fratino@census.gov>, "Michael Bentley (CENSUS/DSSD FED)" <Michael.Bentley@census.gov>,  
"Sarah Konya (CENSUS/DSSD FED)" <Sarah.Konya@census.gov>, "James B Treat (CENSUS/ADDC FED)"  
<James.B.Treat@census.gov>, "Paul Krutsch (CENSUS/DCMD FED)" <paul.krutsch@census.gov>, "Jennifer  
Shopkorn (CENSUS/ADCOM FED)" <jennifer.shopkorn@census.gov>, "Luis J Cano (CENSUS/DCEO FED)"  
<luis.j.cano@census.gov>, "Maryann M Chapin (CENSUS/ADDC FED)" <Maryann.M.Chapin@census.gov>,  
"Burton H Reist (CENSUS/ADCOM FED)" <burton.h.reist@census.gov>, "Jeffrey L Bryant (CENSUS/NPC  
FED)" <jeffrey.l.bryant@census.gov>, "Tamara S Adams (CENSUS/ADRM FED)"  
<Tamara.S.Adams@census.gov>, "Earl J Letourneau (CENSUS/DSSD FED)"  
<Earl.J.Letourneau@census.gov>, "Patrick J Cantwell (CENSUS/DSSD FED)"  
<Patrick.J.Cantwell@census.gov>, "Kristen A Hearn (CENSUS/DCMD FED)"  
<kristen.a.hearn@census.gov>, "Stephen L Buckner (CENSUS/ADCOM FED)"  
<Stephen.L.Buckner@census.gov>, "Michael C Cook (CENSUS/PIO FED)" <Michael.C.Cook@census.gov>,  
"Christine E Taylor (CENSUS/PIO FED)" <christine.e.taylor@census.gov>, "Christopher M Denno  
(CENSUS/ADDC FED)" <christopher.m.denno@census.gov>, "Christopher J Stanley (CENSUS/OCIA FED)"  
<christopher.j.stanley@census.gov>, "Steven Dillingham (CENSUS/DEPDIR FED)"  
<steven.dillingham@census.gov>, "Steven K Smith (CENSUS/DEPDIR FED)" <steven.k.smith@census.gov>,  
"Michael John Sprung (CENSUS/DEPDIR FED)" <michael.j.sprung@census.gov>, "James T Christy  
(CENSUS/LA FED)" <James.T.Christy@census.gov>, "Nathaniel Cogley (CENSUS/DEPDIR FED)"  
<nathaniel.cogley@census.gov>, "Adam Michael Korzeniewski (CENSUS/DEPDIR FED)"  
<adam.m.korzeniewski@census.gov>, "Dominic R Beamer (CENSUS/DCMD FED)"  
<dominic.r.beamer@census.gov>

**Subject: Daily Self-Response Metrics 8.18.20**

Good Afternoon,

Attached are today's daily self-response metrics. Please let me know if you have any questions.

Thank you.

**Christopher Denno**, Special Assistant

Decennial Census Programs

U.S. Census Bureau

Room **b(6)** | Office: 301.763.4092 | Mobile **b(6)**

[census.gov](https://www.census.gov) | [@censusbureau](https://twitter.com/censusbureau)

**Shape your future. START HERE > [2020census.gov](https://2020census.gov)**

<SR Daily Metrics 8.18.20.pdf>

---

**From:** Ali Mohammad Ahmad (CENSUS/ADCOM FED) [ali.m.ahmad@census.gov]  
**Sent:** 8/18/2020 2:01:59 PM  
**To:** Wilbur Ross [wlr@doc.gov]; Paranzino, Anthony (Federal) [AParanzino@doc.gov]; Davis, Caitlin (Federal) [CDavis4@doc.gov]; Jones, Christa D [christa.d.jones@census.gov]; Risko, Daniel (Federal) [DRisko@doc.gov]; Rockas, James (Federal) [JRockas@doc.gov]; Foti, Anthony (Federal) [AFoti@doc.gov]; Burris, Meghan (Federal) [MBurris@doc.gov]; Walsh, Michael (Federal) [MWalsh@doc.gov]; Martin, Nicole (Federal) [NMartin1@doc.gov]; Brebbia, Sean (Federal) [SBrebbia@doc.gov]; Barranca, Steven (Federal) [SBarranca1@doc.gov]; Kelley, Karen (Federal) [KKelley@doc.gov]; Brooke, Beatrice E. (Federal) [BBrooke1@doc.gov]  
**Subject:** Fwd: Daily Self-Response Metrics 8.18.20  
**Attachments:** SR Daily Metrics 8.18.20.pdf; ATT00001.htm

Begin forwarded message:

**From:** "Christopher M Denno (CENSUS/ADDC FED)" <christopher.m.denno@census.gov>  
**Date:** August 18, 2020 at 1:58:39 PM EDT  
**To:** "Ron S Jarmin (CENSUS/DEPDIR FED)" <Ron.S.Jarmin@census.gov>, "Enrique Lamas (CENSUS/DEPDIR FED)" <Enrique.Lamas@census.gov>, "Albert E Fontenot (CENSUS/ADDC FED)" <Albert.E.Fontenot@census.gov>, "Christa D Jones (CENSUS/DEPDIR FED)" <Christa.D.Jones@census.gov>, "Ali Mohammad Ahmad (CENSUS/ADCOM FED)" <ali.m.ahmad@census.gov>, "Deborah Stempowski (CENSUS/DCMD FED)" <Deborah.M.Stempowski@census.gov>, "Michael T Thieme (CENSUS/ADDC FED)" <Michael.T.Thieme@census.gov>, "Kathleen M Styles (CENSUS/ADDC FED)" <kathleen.m.styles@census.gov>, "Alexa K Jones-Puthoff (CENSUS/DCMD FED)" <alexa.k.jones-puthoff@census.gov>, "Phani-Kumar Atri Kalluri (CENSUS/ADDC FED)" <Phani-Kumar.Atri.Kalluri@census.gov>, "Sheila M Szanyi (CENSUS/DCEO FED)" <sheila.m.szanyi@census.gov>, "Francis C McPhillips (CENSUS/DCMD FED)" <Francis.C.McPhillips@census.gov>, "Deidre C Hicks (CENSUS/DCMD FED)" <Deidre.C.Hicks@census.gov>, "Barbara M LoPresti (CENSUS/DITD FED)" <Barbara.M.LoPresti@census.gov>, "Jennifer W Reichert (CENSUS/DCMD FED)" <Jennifer.W.Reichert@census.gov>, "Suzanne Fratino (CENSUS/DCMD FED)" <Suzanne.Fratino@census.gov>, "Michael Bentley (CENSUS/DSSD FED)" <Michael.Bentley@census.gov>, "Sarah Konya (CENSUS/DSSD FED)" <Sarah.Konya@census.gov>, "James B Treat (CENSUS/ADDC FED)" <James.B.Treat@census.gov>, "Paul Krutsch (CENSUS/DCMD FED)" <paul.krutsch@census.gov>, "Jennifer Shopkorn (CENSUS/ADCOM FED)" <jennifer.shopkorn@census.gov>, "Luis J Cano (CENSUS/DCEO FED)" <luis.j.cano@census.gov>, "Maryann M Chapin (CENSUS/ADDC FED)" <Maryann.M.Chapin@census.gov>, "Burton H Reist (CENSUS/ADCOM FED)" <burton.h.reist@census.gov>, "Jeffrey L Bryant (CENSUS/NPC FED)" <jeffrey.l.bryant@census.gov>, "Tamara S Adams (CENSUS/ADRM FED)" <Tamara.S.Adams@census.gov>, "Earl J Letourneau (CENSUS/DSSD FED)" <Earl.J.Letourneau@census.gov>, "Patrick J Cantwell (CENSUS/DSSD FED)" <Patrick.J.Cantwell@census.gov>, "Kristen A Hearn (CENSUS/DCMD FED)" <kristen.a.hearns@census.gov>, "Stephen L Buckner (CENSUS/ADCOM FED)" <Stephen.L.Buckner@census.gov>, "Michael C Cook (CENSUS/PIO FED)" <Michael.C.Cook@census.gov>, "Christine E Taylor (CENSUS/PIO FED)" <christine.e.taylor@census.gov>, "Christopher M Denno (CENSUS/ADDC FED)" <christopher.m.denno@census.gov>, "Christopher J Stanley (CENSUS/OCIA FED)" <christopher.j.stanley@census.gov>, "Steven Dillingham (CENSUS/DEPDIR FED)" <steven.dillingham@census.gov>, "Steven K Smith (CENSUS/DEPDIR FED)" <steven.k.smith@census.gov>, "Michael John Sprung (CENSUS/DEPDIR FED)" <michael.j.sprung@census.gov>, "James T Christy (CENSUS/LA FED)" <James.T.Christy@census.gov>, "Nathaniel Cogley (CENSUS/DEPDIR FED)" <nathaniel.cogley@census.gov>, "Adam Michael Korzeniewski (CENSUS/DEPDIR FED)"

<adam.m.korzeniewski@census.gov>, "Dominic R Beamer (CENSUS/DCMD FED)"

<dominic.r.beamer@census.gov>

**Subject: Daily Self-Response Metrics 8.18.20**

Good Afternoon,

Attached are today's daily self-response metrics. Please let me know if you have any questions.

Thank you.

**Christopher Denno**, Special Assistant

Decennial Census Programs

U.S. Census Bureau

Room **b(6)** | Office: 301.763.4092 | Mobile: **b(6)**

[census.gov](https://www.census.gov) | [@censusbureau](https://twitter.com/censusbureau)

**Shape your future. START HERE > [2020census.gov](https://2020census.gov)**

Date: August 18, 2020

Self-Response Mode		
	Prior Day	Today
Mode	8/17/20	8/18/20
Internet	81,333,234	81,493,226
Paper	15,009,413	15,165,170
Phone	1,574,540	1,591,661
<b>Total Responses All Modes</b>	<b>97,917,187</b>	<b>98,250,057</b>

Paper Response Activity		
Unprocessed Paper Responses	3,227,388	3,080,045
Processed Paper Responses	15,009,413	15,165,170
<b>Total Paper Responses</b>	<b>18,236,801</b>	<b>18,245,215</b>

CQA Call Activity		
Daily Inbound Call Volume	11,274,246	11,347,935
Total Calls Offered to CSRs	3,943,964	3,986,497
Total Phone Responses	1,574,540	1,591,661

### State by State Response Rates

State	Actual	2020 Rate (start of NRFU)	2010 Rate (start of NRFU)	2010 Rate (Final)
U.S. Total	63.9%	63.3%	63.5%	66.5%
Minnesota	73.0%	72.5%	71.6%	74.1%
Wisconsin	70.3%	69.7%	71.2%	73.5%
Washington	70.1%	69.1%	63.7%	67.2%
Nebraska	69.4%	69.0%	68.8%	71.1%
Michigan	69.3%	68.9%	65.4%	67.7%
Iowa	69.1%	68.9%	71.0%	73.0%
Illinois	68.9%	68.2%	67.7%	70.5%
Virginia	68.6%	68.0%	66.2%	69.0%
Maryland	68.3%	67.4%	66.5%	69.5%
Idaho	68.3%	67.8%	64.6%	67.1%
Utah	68.1%	67.5%	65.4%	68.6%
Indiana	68.1%	67.5%	67.0%	69.6%
Ohio	68.1%	67.5%	66.2%	69.0%
Connecticut	67.9%	67.1%	66.3%	69.5%
Kansas	67.9%	67.2%	67.4%	70.0%
Colorado	67.3%	66.6%	64.4%	67.2%
Pennsylvania	66.8%	66.3%	67.8%	70.2%
Oregon	66.6%	65.7%	63.9%	66.9%
Kentucky	66.4%	66.0%	63.0%	65.7%
Massachusetts	66.2%	65.4%	65.6%	68.8%
New Jersey	65.8%	65.2%	64.4%	67.6%
California	65.6%	64.6%	64.7%	68.2%
South Dakota	64.7%	64.4%	65.0%	67.1%
Missouri	63.8%	63.4%	65.3%	67.5%
New Hampshire	63.7%	63.2%	61.5%	64.4%
North Dakota	63.2%	62.7%	66.8%	68.8%

State	Actual	2020 Rate (start of NRFU)	2010 Rate (start of NRFU)	2010 Rate (Final)
Tennessee	63.2%	62.5%	63.8%	67.1%
Nevada	62.9%	62.4%	58.7%	61.4%
Rhode Island	61.6%	61.0%	62.8%	65.7%
Delaware	61.4%	60.8%	60.8%	64.1%
Alabama	61.2%	60.8%	59.5%	62.5%
Hawaii	60.9%	59.9%	60.7%	64.1%
Florida	60.6%	60.2%	59.6%	63.0%
Arizona	60.4%	59.9%	58.5%	61.3%
District of Columbia	60.3%	59.6%	62.2%	66.0%
North Carolina	59.8%	59.3%	62.1%	64.8%
New York	59.7%	59.0%	61.3%	64.6%
Georgia	59.4%	59.0%	59.5%	62.5%
Texas	59.0%	58.3%	60.3%	64.4%
Oklahoma	58.4%	57.9%	58.9%	62.3%
Arkansas	58.4%	57.9%	59.5%	62.3%
Mississippi	58.3%	58.0%	58.1%	61.3%
Wyoming	58.2%	57.6%	61.1%	63.4%
South Carolina	57.9%	57.4%	62.2%	64.7%
Louisiana	57.8%	57.3%	57.9%	61.0%
Vermont	57.5%	56.9%	58.1%	60.3%
Montana	57.3%	56.9%	62.3%	64.6%
Maine	56.2%	55.5%	55.3%	57.4%
West Virginia	55.3%	54.9%	56.8%	59.1%
New Mexico	54.2%	53.5%	56.9%	60.0%
Alaska	51.3%	49.9%	51.6%	55.6%
Puerto Rico	30.4%	28.7%	51.2%	53.8%

INTERNAL - FOR OFFICIAL USE ONLY

---

**From:** Martin, Nicole (Federal) [NMartin1@doc.gov]  
**Sent:** 8/17/2020 11:57:40 AM  
**To:** Dillingham, Steven [steven.dillingham@census.gov]; Jarmin, Ron S [ron.s.jarmin@census.gov]; Lamas, Enrique [enrique.lamas@census.gov]; Fontenot, Albert E [albert.e.fontenot@census.gov]; Jones, Christa D [christa.d.jones@census.gov]; Walsh, Michael (Federal) [MWalsh@doc.gov]; Cannon, Michael (Federal) [MCannon@doc.gov]; Treat, James B [james.b.treat@census.gov]; Thieme, Michael T [michael.t.thieme@census.gov]; Smith, Steven K [steven.k.smith@census.gov]; Stempowski, Deborah M [deborah.m.stempowski@census.gov]; Taylor, Benjamin K [benjamin.k.taylor@census.gov]; Preston, Robert (Federal) [RPreston@doc.gov]; Ziaya, David R [david.r.ziaya@census.gov]; Lane, Jennifer (Federal) [JLane@doc.gov]; Davis, Caitlin (Federal) [CDavis4@doc.gov]; Sprung, Michael J [michael.j.sprung@census.gov]; Ding, Michael (Federal) [MDing@doc.gov]; Blair, Robert (Federal) [RBlair@doc.gov]; Ahmad, Ali M [ali.m.ahmad@census.gov]; Burris, Meghan (Federal) [MBurris@doc.gov]; Rockas, James (Federal) [JRockas@doc.gov]; Risko, Daniel (Federal) [DRisko@doc.gov]; Korzeniewski, Adam M [adam.m.korzeniewski@census.gov]; Paranzino, Anthony (Federal) [AParanzino@doc.gov]; Page, Benjamin J [benjamin.j.page@census.gov]; Olson, Timothy P [timothy.p.olson@census.gov]; Christy, James T [james.t.christy@census.gov]; Cogley, Nathaniel [nathaniel.cogley@census.gov]  
**CC:** Langdon, David (Federal) [DLangdon@doc.gov]; Bingham, Vicki [Vicki.Bingham@bea.gov]; Foti, Anthony (Federal) [AFoti@doc.gov]; Wyvill, Robin L [robin.l.wyvill@census.gov]; Becker Medina, Erika H [erika.h.becker.medina@census.gov]; Olson, Stephanie (Federal) [SOlson@doc.gov]; Boney, Virginia (Federal) [VBoney@doc.gov]; Preskenis, Kevin (Federal) [KPreskenis@doc.gov]; Gilman, Thomas (Federal) [TGilman@doc.gov]; Keller, Catherine (Federal) [CKeller@doc.gov]; Goudarzi, Talat (Federal) [TGoudarzi@doc.gov]; Barranca, Steven (Federal) [SBarranca1@doc.gov]; Meredith, Ethan (Federal) [EMeredith@doc.gov]  
**Subject:** Senior Management Decennial Committee  
**Attachments:** 2020 Census Program Update 08172020 ver 1 (3) (2).pdf

Hi team,

Attached you will find the PowerPoint that will be referenced during today's SMDC.

Best,  
Nicole

**Nicole Martin**  
Office of the Deputy Secretary  
[NMartin1@doc.gov](mailto:NMartin1@doc.gov)  
O: 202-482-0504  
C: b(6)

# Status Reporting: Nonresponse Followup for the 2020 Decennial Census

Periodic Reporting: August 17, 2020

# Periodic Performance Management Reports

## Table of Contents

Report Title	Slide Number
2020 Census: Nonresponse Followup At A Glance	3
2020 Census: Nonresponse Followup Progress	4
2020 Census: Nonresponse Followup Progress and Cost	5
2020 Census: Nonresponse Followup Enumerator Staffing	6
2020 Census: Nonresponse Followup Enumerator Productivity Curve	7
2020 Census: Completion Status by State	8
2020 Census: Nonresponse Followup Budgetary Contingency Usage Status	9
Appendix	10-18



# Periodic Performance Management Reports

## 2020 Census: Nonresponse Followup At A Glance – August 17, 2020

### General

**Self-Response Rate:** 63.8%

**Offices Operational as of 08/09/20:** 248

#### Timing

- **Days in Operation:** 53
- **Days Elapsed:** 8
- **Days Remaining:** 45

**18 ACOs are over 50% complete with NRFU.**

### Progress

**Current Workload:** : 61,335,507

**Completed Cases:** 14,851,615 (24.2%)

**Planned Completed Cases:** 10,341,647 (16.86%)

**Remaining Workload:** 46,483,892

#### Enumerator Productivity

- **Hours per week for last week for Cycle 1a:** 19.0
- **Hours per week for last week for Cycle 1b:** 16.3
- **Hours per week for last week for Cycle 2:** 16.3
- **Average Cases Completed Per Hour:** 2.59
- **Planned Cases Completed Per Hour:** 1.55

### Staffing

- **Selections:** 968,280
- **Invited to Training:** 452,740
- **Completed Training:** 263,356
- **Currently in Training:** 78,041
- **Active:** 200,269
- **Expected Replacement Training:** 70,559

### Calculated Staff Needs (updated weekly)

- **Remaining workload:** 46,483,892 cases
- **Remaining weeks:** 6
- **Average cases per week:** 7,747,315
- **Average cases per hour:** 1.55
- **Needed hours per week:** 4,998,268
- **Average enumerator hours per week:** 19
- **Required average enumerators 263,067 To complete by 9/30**
- **Required average enumerators 203,877 (assuming 2 cases/hour)**

### Contingency Budget

- **Contingency Available (as of 3/14/20):** \$2,030 M
- **Expected Contingency Uses for COVID-19:** \$1,106 M
- **Contingency Approvals (through 7/31):** \$934 M
- **Remaining Contingency: (through 7/31):** \$924 M
- **Uncommitted Remaining Contingency:** \$187 M

	Planned	Actual
<b>Overtime</b>	\$100M	\$0.2M
<b>Enumerator Awards</b>	\$300M	--
<b>Other</b>	\$302M	\$11.5M
<b>Total</b>	\$702M	\$12M

# Periodic Performance Management Reports

## 2020 Census: Nonresponse Followup Progress

Status:

● On Track

Data current as of:

August 17, 2020

Start Date:

July 16, 2020

Completion Date:

September 30, 2020

Notes:

Current workload  
reflects all case types.

Cases Completed by Telephone:

Pending

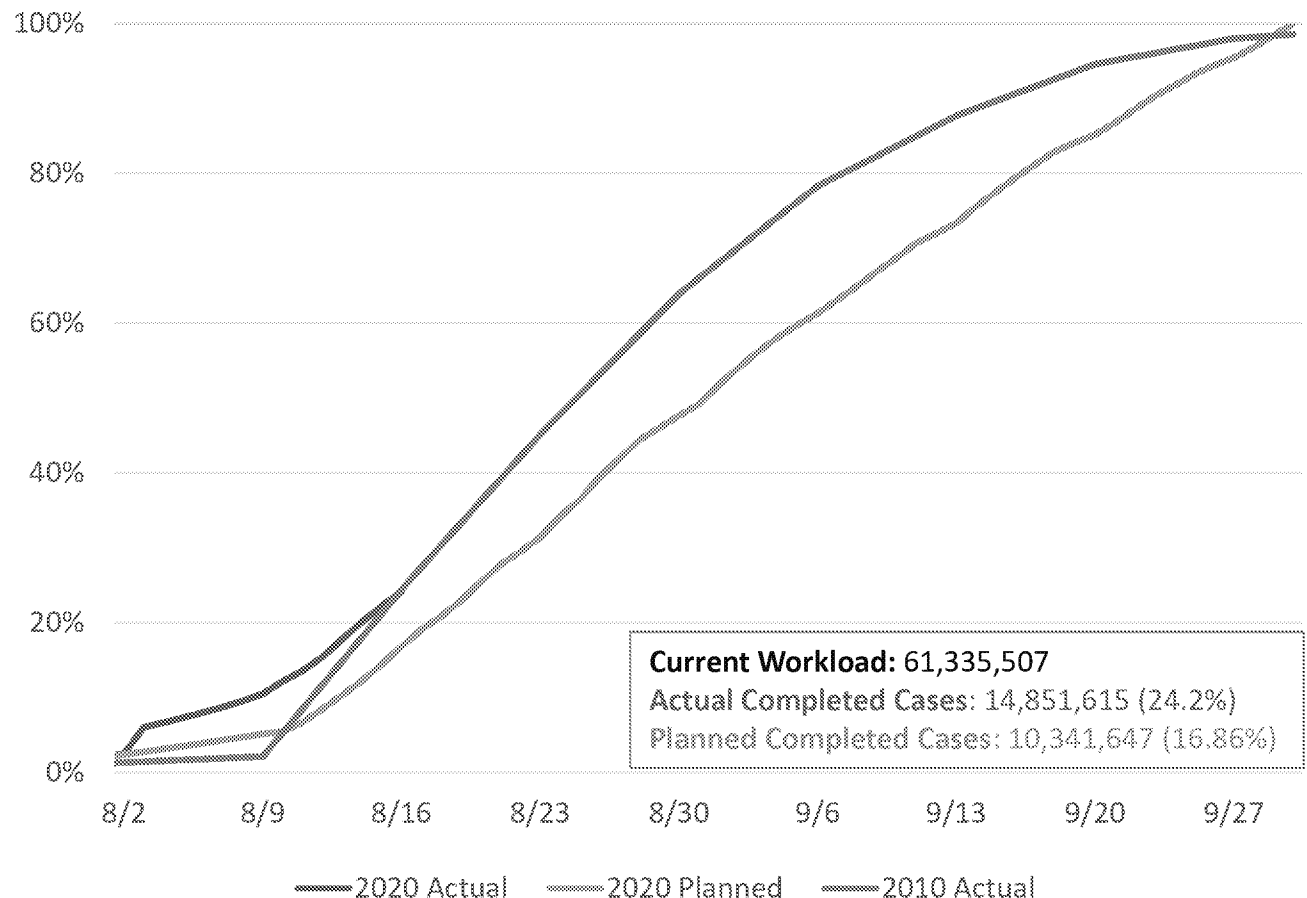
Cases Completed by Self-Response:

3,522,026 (23.7% of completed cases)

Remaining Workload:

46,483,892 cases

### Case Progress for Field Enumeration



Data as of 11:59 pm of the previous day

# Periodic Performance Management Reports

## 2020 Census: Nonresponse Followup Progress and Cost

Status:

● On Track

Data current as of:

August 17, 2020

Start Date:

July 16, 2020

Completion Date:

September 30, 2020

Notes:

Current workload reflects all case types. Costs include training and production costs for NRFU Enumerators and CFS.

Cases Completed by Telephone:

Pending

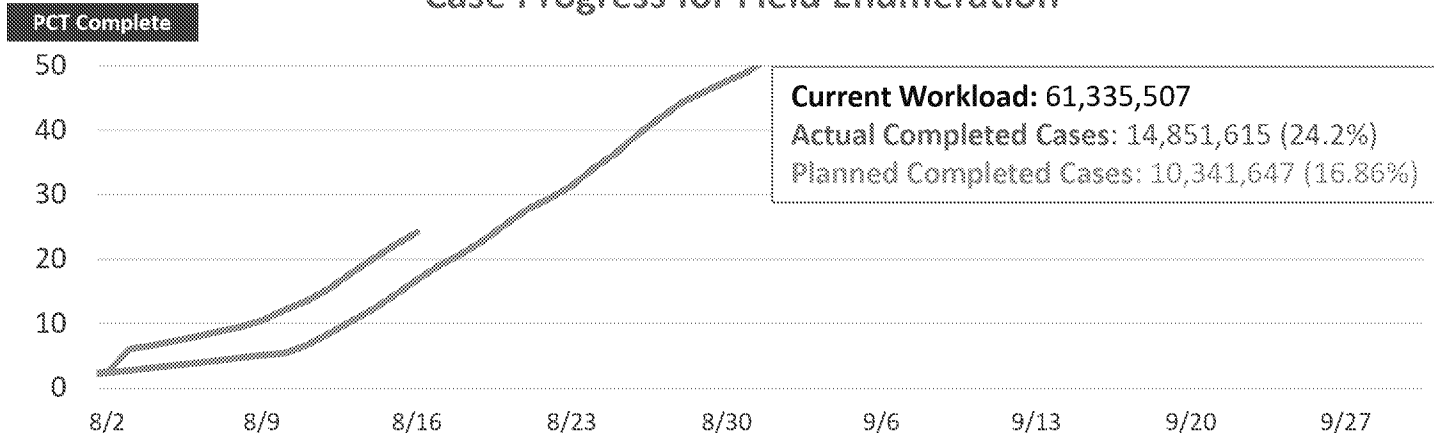
Cases Completed by Self-Response:

3,522,026 (23.7% of completed cases)

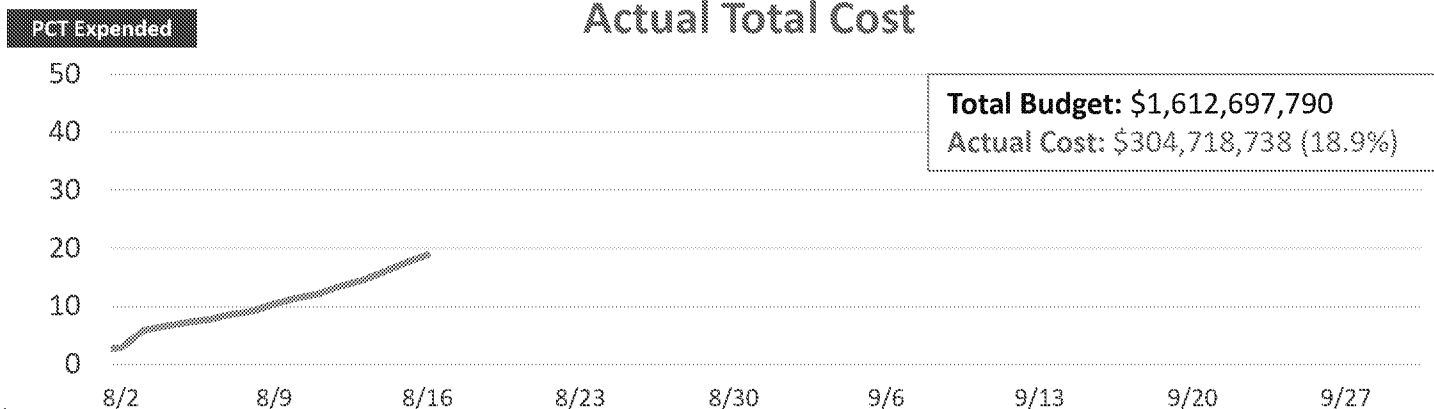
Remaining Workload:

46,483,892 cases

### Case Progress for Field Enumeration



### Actual Total Cost



Data as of 11:59 pm of the previous day

Source: MOJO Hermes

# Periodic Performance Management Reports

## 2020 Census: Nonresponse Followup Enumerator Staffing

Status:

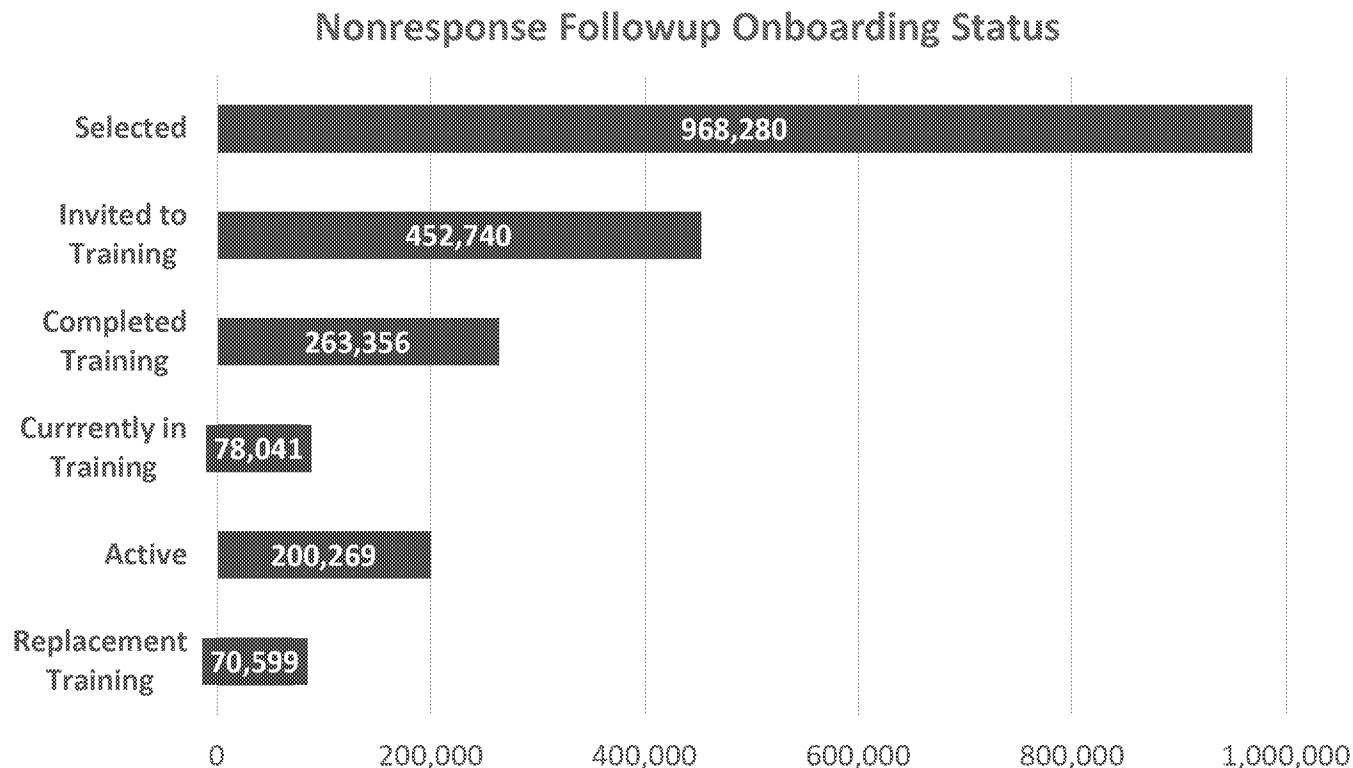
● On Track

Data current as of:  
August 17, 2020

Completion Date:  
September 30, 2020

Notes:

- Enumerator Training No Show Rate: 33%
- Over the weekend of August 15, the Enumerator Training No Show Rate dropped to 23%.



# Periodic Performance Management Reports

## 2020 Census: Nonresponse Followup Enumerator Productivity Curve

### Status:

● On Track

### Data current as of:

August 17, 2020

### Start Date:

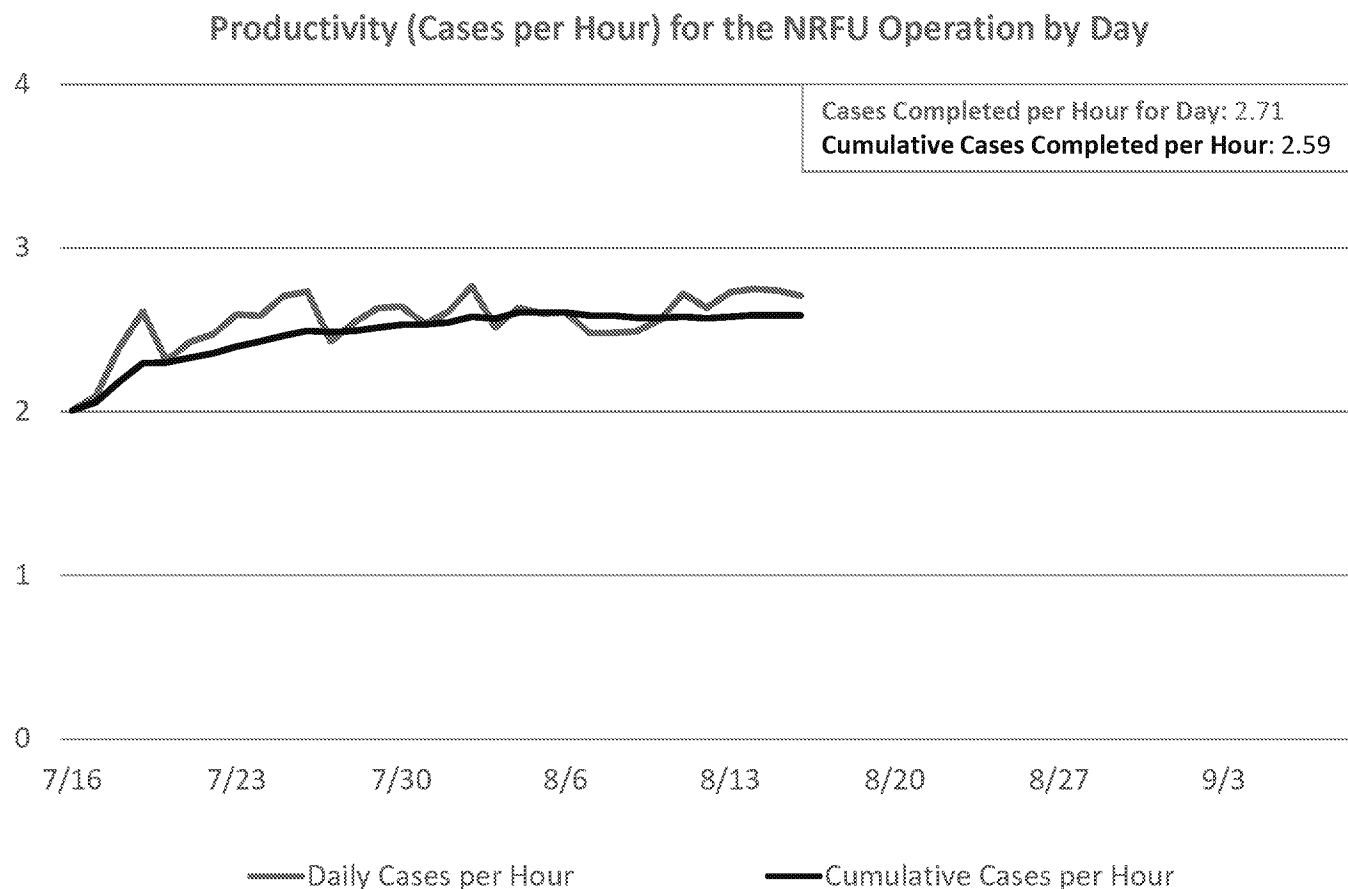
July 16, 2020

### Completion Date:

September 30, 2020

### Notes:

Cases per hour include cases that were resolved by enumeration, administrative records, or self-response.



Data as of 11:59 pm of the previous day

# Periodic Performance Management Reports

## 2020 Census: Completion Status by State

Source: Census Data Lake, Unified Tracking System

Data Current as of: August 17, 2020

State	Percent of HUs that Self-Responded	Percent of HUs Enumerated in NRFU	% HUs Enumerated Prior Week	% HUs Enumerated Current Week	Weekly Change
U.S. Total	63.8%	5.9%	--	69.7%	--
Alabama	61.2%	2.4%	--	63.6%	--
Alaska	51.1%	15.3%	--	66.4%	--
Arizona	60.4%	2.0%	--	62.4%	--
Arkansas	58.3%	6.4%	--	64.7%	--
California	65.5%	6.7%	--	72.2%	--
Colorado	67.2%	6.0%	--	73.1%	--
Connecticut	67.8%	10.2%	--	78.0%	--
Delaware	61.3%	5.0%	--	66.2%	--
District of Columbia	60.2%	5.9%	--	66.1%	--
Florida	60.6%	2.9%	--	63.5%	--
Georgia	59.3%	3.2%	--	62.6%	--
Hawaii	60.8%	14.2%	--	74.9%	--
Idaho	68.2%	20.6%	--	88.8%	--
Illinois	68.7%	9.5%	--	78.2%	--
Indiana	68.0%	9.1%	--	77.2%	--
Iowa	69.1%	0.5%	--	69.6%	--
Kansas	67.8%	12.5%	--	80.2%	--
Kentucky	66.3%	3.5%	--	69.8%	--
Louisiana	57.7%	7.7%	--	65.4%	--
Maine	56.1%	20.5%	--	76.7%	--
Maryland	68.2%	8.3%	--	76.5%	--
Massachusetts	66.1%	8.2%	--	74.2%	--
Michigan	69.2%	1.8%	--	71.0%	--
Minnesota	72.9%	4.0%	--	76.9%	--
Mississippi	58.3%	4.0%	--	62.3%	--

State	Percent of HUs that Self-Responded	Percent of HUs Enumerated in NRFU	% HUs Enumerated Prior Week	% HUs Enumerated Current Week	Weekly Change
Missouri	63.8%	10.3%	--	74.1%	--
Montana	57.2%	4.4%	--	61.7%	--
Nebraska	69.4%	3.5%	--	72.9%	--
Nevada	62.8%	3.0%	--	65.8%	--
New Hampshire	63.6%	2.6%	--	66.2%	--
New Jersey	65.7%	3.8%	--	69.4%	--
New Mexico	54.1%	4.8%	--	58.9%	--
New York	59.6%	4.7%	--	64.2%	--
North Carolina	59.7%	2.8%	--	62.6%	--
North Dakota	63.1%	10.2%	--	73.3%	--
Ohio	68.0%	5.1%	--	73.1%	--
Oklahoma	58.4%	8.4%	--	66.8%	--
Oregon	66.4%	9.5%	--	76.0%	--
Pennsylvania	66.8%	7.1%	--	73.9%	--
Rhode Island	61.5%	4.8%	--	66.3%	--
South Carolina	57.8%	3.3%	--	61.1%	--
South Dakota	64.7%	3.2%	--	67.9%	--
Tennessee	63.1%	5.3%	--	68.4%	--
Texas	58.9%	5.3%	--	64.2%	--
Utah	68.0%	4.5%	--	72.5%	--
Vermont	57.4%	5.5%	--	62.8%	--
Virginia	68.5%	5.0%	--	73.5%	--
Washington	70.0%	10.9%	--	80.9%	--
West Virginia	55.2%	24.9%	--	80.1%	--
Wisconsin	70.2%	6.0%	--	76.2%	--
Wyoming	58.1%	5.3%	--	63.4%	--

# Periodic Performance Management Reports

## 2020 Census: Nonresponse Followup Budgetary Contingency Usage Status

Source: Decennial Budget Office

Data Current as of: August 14, 2020

Notional Contingency Waterfall for Estimated Revised NRFU		
(in millions of \$)		
	Plan (as of 7/31)	Actual to Date (8/14)
<b>Contingency available on 3/14</b>	<b>\$2,030</b>	<b>\$2,030</b>
<i>Risk Based Contingency</i>	<i>\$1,325</i>	<i>\$1,325</i>
<i>Secretarial Contingency</i>	<i>\$705</i>	<i>\$705</i>
<b>Expected Contingency Uses for COVID-19</b>	<b>\$1,106</b>	<b>\$1,106</b>
<i>Actual COVID related approvals</i>	<i>\$934</i>	<i>\$932</i>
<i>Remaining Potential COVID approvals</i>	<i>\$172</i>	<i>\$174</i>
<b>Remaining Original Contingency</b>	<b>\$924</b>	<b>\$924</b>
<b>Additional contingency from estimated operational variance</b>	<b>\$70</b>	<b>\$70</b>
<b>Remaining Contingency before acceleration efforts</b>	<b>\$994</b>	<b>\$994</b>
<b>Potential Costs to Ensure Operational Continuity and Accelerate NRFU</b>	<b>\$702</b>	<b>\$12</b>
<i>Additional Mailing and Advertising</i>	<i>\$50</i>	<i>\$11.5</i>
<i>Training of additional NRFU enumerators (previously approved)</i>	<i>\$64</i>	<i>--</i>
<i>Replacement training of 150k enumerators</i>	<i>\$165</i>	<i>--</i>
<i>Additional overtime for NRFU enumerators</i>	<i>\$100</i>	<i>\$0.2</i>
<i>Weekly enumerator award for exceeding 25 hrs/wk (Up to 5x)</i>	<i>\$150</i>	<i>--</i>
<i>Enumerator retention award for 3 weeks of acceptable work above 25 hrs/wk (Up to 2x)</i>	<i>\$150</i>	<i>--</i>
<i>CFS retention award for 3 weeks of acceptable work (Up to 2x)</i>	<i>\$23</i>	<i>--</i>
<b>Allowance for up to 10% increase in production hours due to unknown factors</b>	<b>\$106</b>	<b>--</b>
<b>Remaining Contingency for Unknowns</b>	<b>\$187</b>	<b>--</b>








### Notes

- Actuals to Date represent approved purchases and incurred compensation expenses.
- Bonuses will begin accruing around September 3 due to payroll validation requirements.

# Appendix



# Periodic Performance Management Reports

Status	Report Title	Summary	Slide Number
	2020 Census: Self-Response of Housing Units	Self-Response to the 2020 Census is tracking within the projected range. The projected Self-Response rate has been revised to account for re-planned operational timing and a sixth mailing prior to the August 11 start of Nonresponse Followup.	12
	2020 Census: Self-Response of Housing Units by Response Mode	Internet response is exceeding expectations. The projected Self-Response rates by mode have been revised to account for re-planned operational timing and a sixth mailing prior to the August 11 start of Nonresponse Followup.	13
	2020 Census: Self-Response of Housing Units by State		14
	2020 Census: Questionnaire Assistance Inbound Calls	Inbound call support continues. A return call option is available to callers who leave a message requesting this option.	15
	2020 Census: Partners & Participating Organizations	Progress to establish relationships with National and community organizations is ongoing. The number of partnering organizations at the national-level has grown to 1,035. The 2020 Census exposure at the local and community level continues; the number of active community partners is over 392,000. We have exceeded the 2010 Census numbers for both national and community partners.	16
	2020 Census: Integrated Communications Campaign Weekly Report Timeline	Steady progress continues on Integrated Communications Campaign efforts.	17
	2020 Census: Monthly FY 2020 Budget Execution Report	Fiscal Year 2020 budget execution is managing budget to address critical program needs.	18

## Legend

Not Applicable

Completed

On Track

Management Focus

Requires Attention

# Periodic Performance Management Reports

## 2020 Census: Self-Response of Housing Units

Status:

● On Track

Data current as of:

August 17, 2020

Start Date:

March 12, 2020

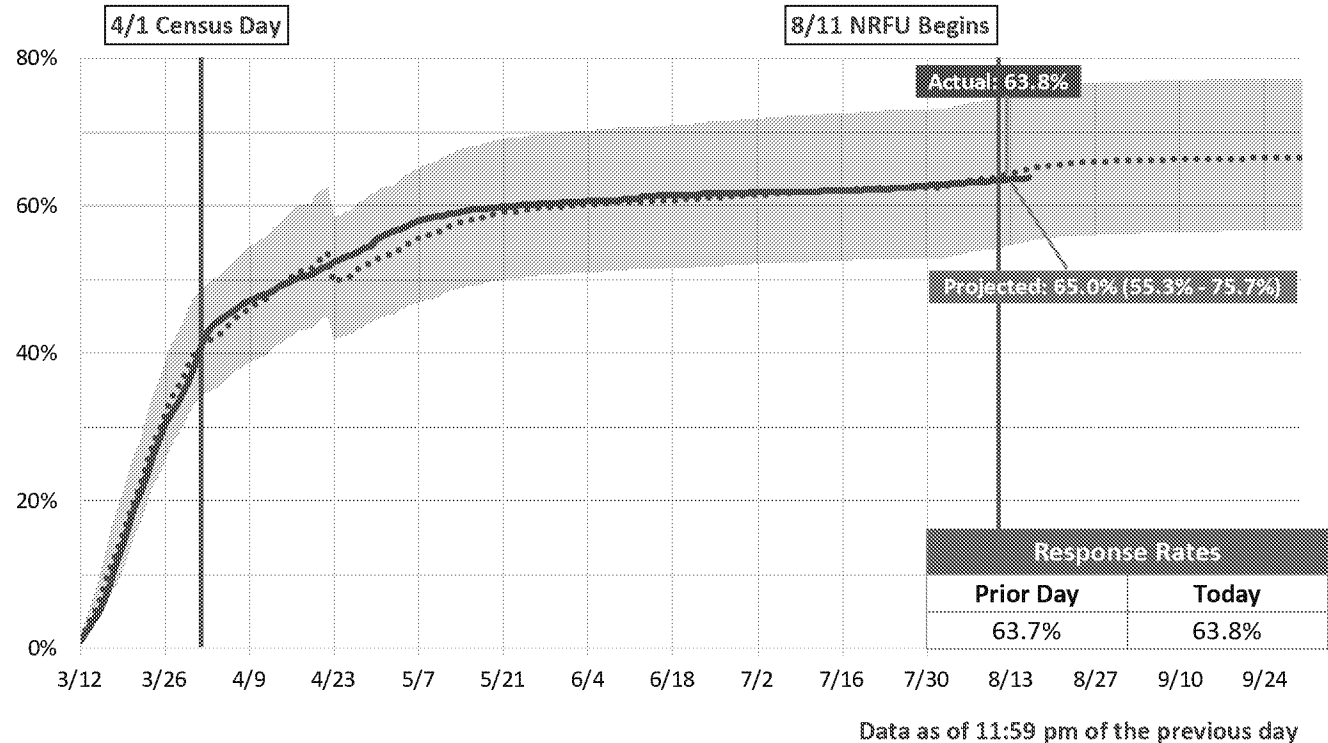
Completion Date:

September 30, 2020\*

### Notes:

- As of April 22, the projected Self-Response rate has been revised to account for re-planned operational timing and a sixth mailing prior to the August 11 start of Nonresponse Followup.
- Response rates reflect responses from Self-Response and Update Leave.
- \* Internet, Paper, and Phone response options remain available throughout the data collection timeframe to offer maximum flexibility for respondents.

### Actual vs. Projected Self-Response Rates



### Legend

Actual Self-Response Rate	—————
Projected Self-Response Rate	*****
Lower & Upper Bound	—————

Source: Census Data Lake & Decennial Statistical Studies Division

# Periodic Performance Management Reports

## 2020 Census: Self-Response of Housing Units by Response Mode

Status:

○ Management Focus

Data current as of:

August 17, 2020

Start Date:

March 12, 2020

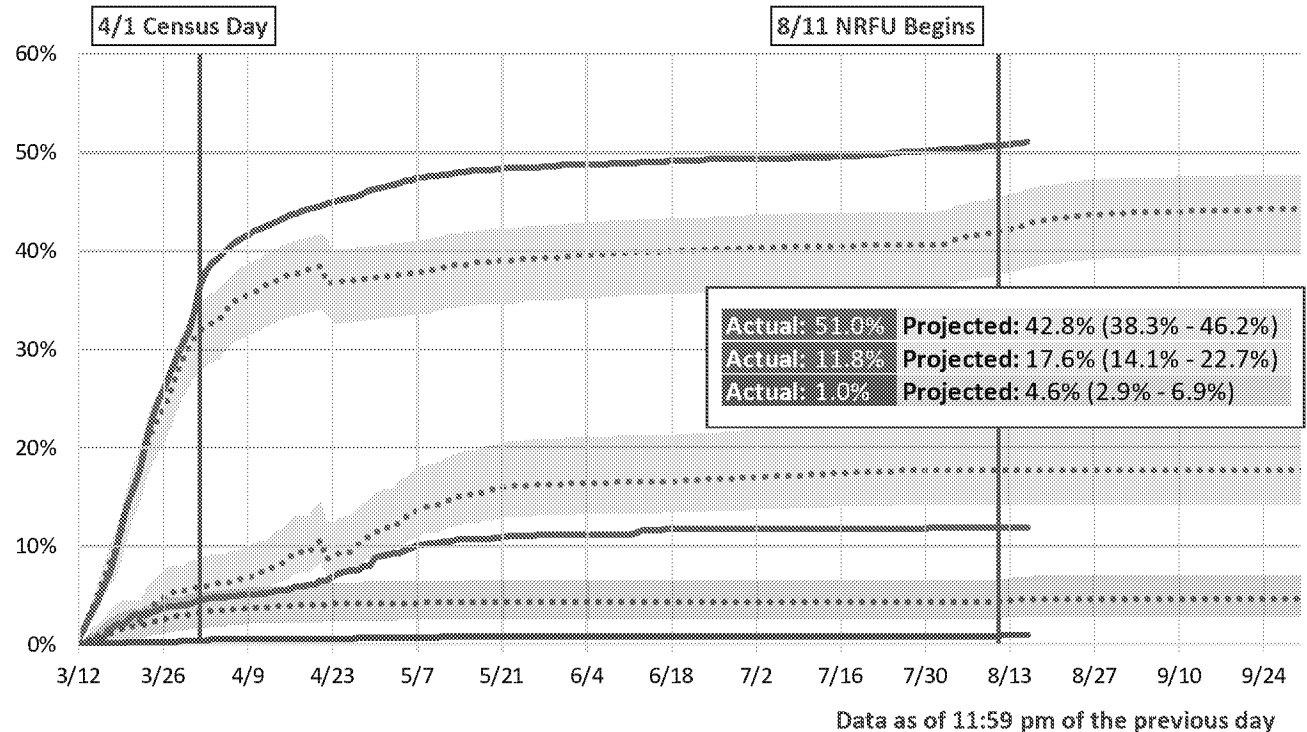
Completion Date:

September 30, 2020\*

Notes:

- As of April 22, the projected Self-Response rates have been revised to account for re-planned operational timing and a sixth mailing prior to the August 11 start of Nonresponse Followup.
- The paper counts include inbound mail.
- \* Internet, Paper, and Phone response options remain available throughout the data collection timeframe to offer maximum flexibility for respondents.

Actual vs. Projected Self-Response Rates by Mode



Legend

	Internet	Paper	Phone
Actual Self-Response Rate	—————	—————	—————
Projected Self-Response Rate	*****	*****	*****
Lower & Upper Bound	—————	—————	—————

# Periodic Performance Management Reports

## 2020 Census: Self-Response of Housing Units by State

Source: Decennial Statistical Studies Division

Data Current as of: August 17, 2020

State	Actual	2010 Rate (start of NRFU)	2010 Rate (Final)
<b>U.S. Total</b>	<b>63.8%</b>	<b>63.3%</b>	<b>63.5%</b>
Minnesota	72.9%	72.5%	71.6%
Wisconsin	70.2%	69.7%	71.2%
Washington	70.0%	69.1%	63.7%
Nebraska	69.4%	69.0%	68.8%
Michigan	69.2%	68.9%	65.4%
Iowa	69.1%	68.9%	71.0%
Illinois	68.7%	68.2%	67.7%
Virginia	68.5%	68.0%	66.2%
Idaho	68.2%	67.8%	64.6%
Maryland	68.2%	67.5%	66.5%
Indiana	68.0%	67.5%	67.0%
Utah	68.0%	67.5%	65.4%
Ohio	68.0%	67.4%	66.2%
Kansas	67.8%	67.2%	67.4%
Connecticut	67.8%	67.1%	66.3%
Colorado	67.2%	66.6%	64.4%
Pennsylvania	66.8%	66.3%	67.8%
Oregon	66.4%	66.0%	63.9%
Kentucky	66.3%	65.7%	63.0%
Massachusetts	66.1%	65.4%	65.6%
New Jersey	65.7%	65.2%	64.4%
California	65.5%	64.6%	64.7%
South Dakota	64.7%	64.4%	65.0%
Missouri	63.8%	63.4%	65.3%
New Hampshire	63.6%	63.2%	61.5%
North Dakota	63.1%	62.7%	66.8%

State	Actual	2010 Rate (start of NRFU)	2010 Rate (Final)
Tennessee	63.1%	62.5%	63.8%
Nevada	62.8%	62.4%	58.7%
Rhode Island	61.5%	61.0%	62.8%
Delaware	61.3%	60.8%	60.8%
Alabama	61.2%	60.8%	59.5%
Hawaii	60.8%	60.2%	60.7%
Florida	60.6%	59.9%	59.6%
Arizona	60.4%	59.9%	58.5%
District of Columbia	60.2%	59.6%	62.2%
North Carolina	59.7%	59.3%	62.1%
New York	59.6%	59.0%	61.3%
Georgia	59.3%	59.0%	59.5%
Texas	58.9%	58.3%	60.3%
Oklahoma	58.4%	58.0%	58.9%
Arkansas	58.3%	57.9%	59.5%
Mississippi	58.3%	57.9%	58.1%
Wyoming	58.1%	57.6%	61.1%
South Carolina	57.8%	57.4%	62.2%
Louisiana	57.7%	57.3%	57.9%
Vermont	57.4%	56.9%	58.1%
Montana	57.2%	56.9%	62.3%
Maine	56.1%	55.5%	55.3%
West Virginia	55.2%	54.9%	56.8%
New Mexico	54.1%	53.5%	56.9%
Alaska	51.1%	49.9%	51.6%
Puerto Rico	30.2%	28.7%	51.2%

Data as of 11:59 pm of the previous day

# Periodic Performance Management Reports

## 2020 Census: Questionnaire Assistance Inbound Calls

Status:

● On Track

Data current as of:

August 15, 2020

Completion Date:

September 30, 2020

Notes:

- To date, 24,961 callers have requested the callback option. These callbacks have resulted in 9,931 completed interviews and 4,054 callers being provided assistance.

Total Inbound Call Volume % (PTD)

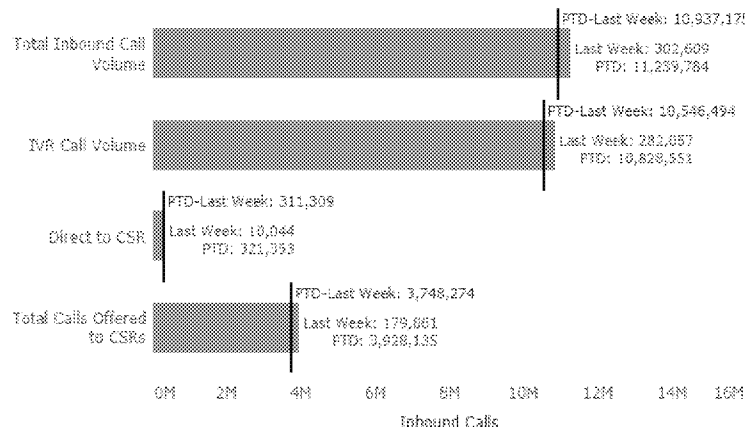


English	Spanish	TTY	Vietnamese	Chinese Mandarin	All Other
87.2%	11.0%	0.8%	0.2%	0.1%	0.7%

Key Performance Metrics (PTD)

	Planned	Actual
Total Inbound Call Volume	10,456,486	11,239,784
Deflection Rate	47.0%	65.2%
Service Level - 30 Seconds	60.0%	66.5%
Average Handle Time	9:04	9:26

Inbound Call Volume



Calls Offered to CSRs by Language

	8/2 - 8/8	8/9 - 8/15	PTD	PTD %
English	87,513	164,287	3,472,237	88.4%
English Puerto Rico	178	240	2,989	0.1%
Spanish	6,813	8,950	298,813	7.6%
Spanish Puerto Rico	2,246	3,686	39,832	1.0%
Chinese Mandarin	233	400	11,271	0.3%
Chinese Cantonese	206	274	9,771	0.2%
Vietnamese	126	137	13,146	0.3%
Korean	145	285	12,961	0.3%
Russian	84	141	6,831	0.2%
Arabic	38	53	4,114	0.1%
Tagalog	28	31	2,672	0.1%
Polish	23	45	2,456	0.1%
French	22	14	1,190	0.0%
Haitian Creole	38	46	2,617	0.1%
Portuguese	39	38	1,840	0.0%
Japanese	20	40	2,290	0.1%
TTY	358	1,112	38,276	1.0%
Group Quarters	105	82	4,829	0.1%
<b>Total</b>	<b>98,215</b>	<b>179,861</b>	<b>3,928,135</b>	<b>100.0%</b>

Source: Daily Briefing Deck: Census Questionnaire Assistance

# Periodic Performance Management Reports

## 2020 Census: Partners & Participating Organizations

Status:

● On Track

Data current as of:

August 13, 2020

Completion Date:

March 2020

Notes:

- 2010 Census: 256,000 regional partners and 856 national partnering organizations.
- We have exceeded the 2010 Census for both national and community partners.
- The National Partnership Program (NPP) met its 2020 Census goal the week of April 20 of securing 900 national participating organizations. NPP will continue to grow the number of national partners and engagements.

Participating Organizations by Sector		
Sector	National	Community
Nonprofit	382	71,162
Business	138	91,778
Chamber of Commerce/Trade or Professional Association	113	10,540
Education	103	83,528
Government	88	71,287
Faith-Based Organizations	65	40,159
Media	49	8,363
Healthcare	48	14,846
Technology	33	330
International Governmental/Consulate/Embassy	15	329
Grand Total	1,035	392,322

Participating Organizations by Audiences Served*		
Audiences Served	National	Community
Mass Appeal	444	232,392
Black/African American	95	17,715
Young Children	90	5,832
Hispanic/Latino	83	25,668
Rural	80	13,834
Asian	79	10,097
Native Hawaiian Pacific Islander	48	665
Veterans	41	3,261
Young and Mobile	40	7,333
LGBTQ	24	1,277
Individuals with Disabilities	24	3,153
Elderly	24	8,772
Persons Experiencing Homelessness and Highly Mobile	22	5,426
American Indian/Alaskan Native	19	3,528
MENA	15	79

\*Participating organizations that serve more than one audience are tallied against multiple audiences served as appropriate, so the sum total is greater than the grand total shown.

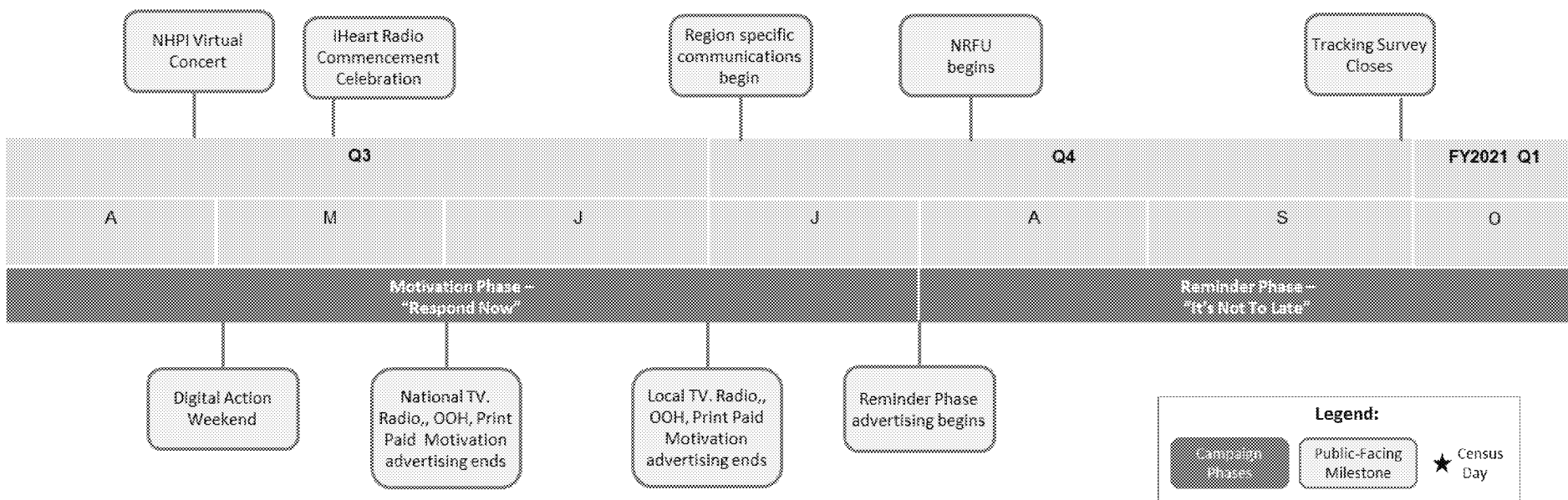
Completed Community Partnership Events: 433,048

# Periodic Performance Management Reports

## 2020 Census: Integrated Communications Campaign Weekly Report Timeline

Source: Integrated Partnerships and Communication

Data Current as of: August 13, 2020



### Significant Accomplishments

- The reminder email campaign continues with the third installment. The first two installments resulted in a 11.5% digital engagement rate.
- The Wonderama House Party (At Home Concert Series) for New York City was held on 8/14.
- Statistics In Schools (SIS) is contacting SIS ambassadors for back to school outreach and plan on transitioning them to work with SIS staff this fall. They are also pursuing opportunities to present virtually at conferences for the American Indian Education Association and the National Council of Social Studies.

# Periodic Performance Management Reports

## 2020 Census: Monthly FY 2020 Budget Execution Report

Status: ● On Track

Data current as of: July 31, 2020

Completion Date: September 30, 2020

Notes: The data are updated monthly following the financial close-out of the previous month, typically about five business days into the next month.

### FY 2020 Actual Budget Execution for the 2020 Census Program - Commitments and Obligations through 7/31/2020

\$ Amounts in Millions	IT	Non-IT	Total
Total Planned through July	\$1,728	\$5,155	\$6,883
Available contingency and additional appropriations through July	\$248	\$1,432	\$1,680
Planned Programmatic through July	\$1,480	\$3,723	\$5,203
Total Actual Commitments and Obligations through July	\$1,653	\$2,390	\$4,043
Unplanned commitments/obligations through July related to adjusted 2020 Census operations due to COVID-19 (risk-based contingency)	\$260	\$300	\$560
Actual Programmatic Commitments and Obligations through July	\$1,393	\$2,090	\$3,483
Total Plan Variance (\$/%)	\$75 (4.3%)	\$2,765 (53.6%)	\$2,840 (41.3%)
Remaining contingency and additional appropriations planned through July	(\$12)	\$1,132	\$1,120
Delayed Field Operation Spending through July	\$0	\$1,690	\$1,690
Non-Field Operational Programmatic Variance through July	\$87	(\$57)	\$30

#### High-Level Variance Explanations:

In light of the COVID-19 pandemic, the U.S. Census Bureau adjusted 2020 Census operations in order to protect the health and safety of the American public and Census Bureau employees, implement guidance from Federal, State, and local authorities regarding COVID-19, and ensure a complete and accurate count of all communities. These adjustments resulted in positive variances due to schedule adjustments, offset by additional obligations needed to support operational adjustments through the usage of available contingency funding. The total variance for the resources planned to be available through July is \$2.840 billion, or 41 percent. Below outlines the breakdown of the total variance:

- The positive variance through July against the original plan in 2020 Census IT systems and operations is \$75 million, or 4 percent. The positive variance is the result of relatively routine minor timing adjustments in contract actions and other IT purchases to later months in the fiscal year, partially offset by \$12 million in IT contingency used as the result of adjusted 2020 Census operations due to COVID-19 beyond the IT contingency estimate.
- The positive variance through July against the original plan in 2020 Census non-IT operations is \$2.765 billion, or 54 percent. This variance consists of \$1.690 billion delayed spending in the field operations as a result of schedule adjustments, and \$1.132 billion representing a portion of available contingency and additional appropriations that has not yet needed to be obligated. This variance is partially offset by a -\$57 million non-Field variance, primarily from a prior decision to increase funding above the original plan for the ICC contract to facilitate additional media purchases ahead of Census Day.
- While unused contingency contributes to the overall positive variance, this is a function of a budget decision last October to make all risk-based contingency available for peak operations. Decisions have been made to use risk-based contingency funds to support \$560 million in unplanned obligations or commitments through July as the result of the operational adjustments. The funds used to date include funding field staff salaries during to the suspension of field operations, IT purchases for additional devices and licenses, additional media purchases to encourage self response, extending the communication efforts in the motivation and NRFU planning phases, purchases of personal protection equipment, and additional costs for the Fingerprint and CQA Contracts as the result of the operational timing adjustments.



---

**From:** Ali Mohammad Ahmad (CENSUS/ADCOM FED) [ali.m.ahmad@census.gov]  
**Sent:** 8/14/2020 6:53:54 PM  
**To:** Wilbur Ross [wlr@doc.gov]  
**CC:** Kelley, Karen (Federal) [KKelley@doc.gov]; Walsh, Michael (Federal) [MWalsh@doc.gov]; Burris, Meghan (Federal) [MBurris@doc.gov]  
**Subject:** Re: Daily-Self Response Metrics 8.14.20

Yes, sir! We have sent it out to staff, and to a very large list of partners, including members of Congress, intergovernmental leaders, and more. We will continue to promote to partners next week.

**Ali Ahmad**, Associate Director

Communications Directorate

U.S. Census Bureau

O: 301-763-8789 | M: b(6)

[Ali.M.Ahmad@census.gov](mailto:Ali.M.Ahmad@census.gov)

[census.gov](https://www.census.gov) | [@uscensusbureau](https://twitter.com/uscensusbureau)

---

**From:** Wilbur Ross <wlr@doc.gov>  
**Sent:** Friday, August 14, 2020 6:39 PM  
**To:** Ali Mohammad Ahmad (CENSUS/ADCOM FED) <ali.m.ahmad@census.gov>  
**Subject:** Re: Daily-Self Response Metrics 8.14.20

We also should have him send around the census editorial I ran on Fox today. WLR

Sent from my iPhone

On Aug 14, 2020, at 5:59 PM, Ali Mohammad Ahmad (CENSUS/ADCOM FED) <[ali.m.ahmad@census.gov](mailto:ali.m.ahmad@census.gov)> wrote:

Mr. Secretary:

Director Dillingham will be sure to pass on your congratulatory message and words of encouragement to the entire Census team. Thank you, sir.

**Ali Ahmad**, Associate Director

Communications Directorate

U.S. Census Bureau

O: 301-763-8789 | M: b(6)

[Ali.M.Ahmad@census.gov](mailto:Ali.M.Ahmad@census.gov)

[census.gov](https://www.census.gov) | [@uscensusbureau](https://twitter.com/uscensusbureau)

---

**From:** Wilbur Ross <wlr@doc.gov>  
**Sent:** Friday, August 14, 2020 5:55 PM  
**To:** Ali Mohammad Ahmad (CENSUS/ADCOM FED) <ali.m.ahmad@census.gov>  
**Cc:** Foti, Anthony (Federal) <AFoti@doc.gov>; Paranzino, Anthony (Federal) <AParanzino@doc.gov>; Davis, Caitlin (Federal) <CDavis4@doc.gov>; Christa D Jones (CENSUS/DEPDIR FED) <Christa.D.Jones@census.gov>; Risko, Daniel (Federal) <DRisko@doc.gov>; JRockas@doc.gov (CENSUS/ OTHER) <JRockas@doc.gov>; Kelley, Karen (Federal) <KKelley@doc.gov>; Burris, Meghan (Federal) <MBurris@doc.gov>; Walsh, Michael (Federal) <MWalsh@doc.gov>; Cogley, Nathaniel (Federal) <NCogley@doc.gov>; Brebbia, Sean (Federal) <SBrebbia@doc.gov>; Barranca, Steven

(Federal) <[SBarranca1@doc.gov](mailto:SBarranca1@doc.gov)>; Brooke, Beatrice E. (Federal) <[BBrooke1@doc.gov](mailto:BBrooke1@doc.gov)>

**Subject:** Re: Daily-Self Response Metrics 8.14.20

Congratulations to everyone for passing another benchmark, the 63.5 % achieved in 2010 when NRFU started. I am eager to start seeing the results of the door to door enumeration. I did a radio show in Nashville promoting the Census and the host told me on air that he had been working from home the afternoon before. He was on the phone but the census taker came up to his door, quickly got the info as to how many people lived in the house and gave him two days to fill out the form. He said he was very impressed by how professional the enumerator was. It made me feel very proud and should make you proud as well. Wilbur Ross

Sent from my iPhone

On Aug 14, 2020, at 1:53 PM, Ali Mohammad Ahmad (CENSUS/ADCOM FED) <[ali.m.ahmad@census.gov](mailto:ali.m.ahmad@census.gov)> wrote:

Begin forwarded message:

**From:** "Christopher M Denno (CENSUS/ADDC FED)" <[christopher.m.denno@census.gov](mailto:christopher.m.denno@census.gov)>  
**Date:** August 14, 2020 at 1:47:49 PM EDT  
**To:** "Ron S Jarmin (CENSUS/DEPDIR FED)" <[Ron.S.Jarmin@census.gov](mailto:Ron.S.Jarmin@census.gov)>, "Enrique Lamas (CENSUS/DEPDIR FED)" <[Enrique.Lamas@census.gov](mailto:Enrique.Lamas@census.gov)>, "Albert E Fontenot (CENSUS/ADDC FED)" <[Albert.E.Fontenot@census.gov](mailto:Albert.E.Fontenot@census.gov)>, "Christa D Jones (CENSUS/DEPDIR FED)" <[Christa.D.Jones@census.gov](mailto:Christa.D.Jones@census.gov)>, "Ali Mohammad Ahmad (CENSUS/ADCOM FED)" <[ali.m.ahmad@census.gov](mailto:ali.m.ahmad@census.gov)>, "Deborah Stempowski (CENSUS/DCMD FED)" <[Deborah.M.Stempowski@census.gov](mailto:Deborah.M.Stempowski@census.gov)>, "Michael T Thieme (CENSUS/ADDC FED)" <[Michael.T.Thieme@census.gov](mailto:Michael.T.Thieme@census.gov)>, "Kathleen M Styles (CENSUS/ADDC FED)" <[kathleen.m.styles@census.gov](mailto:kathleen.m.styles@census.gov)>, "Alexa K Jones-Puthoff (CENSUS/DCMD FED)" <[alexa.k.jones-puthoff@census.gov](mailto:alexa.k.jones-puthoff@census.gov)>, "Phani-Kumar Atri Kalluri (CENSUS/ADDC FED)" <[Phani-Kumar.Atri.Kalluri@census.gov](mailto:Phani-Kumar.Atri.Kalluri@census.gov)>, "Sheila M Szanyi (CENSUS/DCEO FED)" <[sheila.m.szanyi@census.gov](mailto:sheila.m.szanyi@census.gov)>, "Francis C McPhillips (CENSUS/DCMD FED)" <[Francis.C.McPhillips@census.gov](mailto:Francis.C.McPhillips@census.gov)>, "Deidre C Hicks (CENSUS/DCMD FED)" <[Deidre.C.Hicks@census.gov](mailto:Deidre.C.Hicks@census.gov)>, "Barbara M LoPresti (CENSUS/DITD FED)" <[Barbara.M.LoPresti@census.gov](mailto:Barbara.M.LoPresti@census.gov)>, "Jennifer W Reichert (CENSUS/DCMD FED)" <[Jennifer.W.Reichert@census.gov](mailto:Jennifer.W.Reichert@census.gov)>, "Suzanne Fratino (CENSUS/DCMD FED)" <[Suzanne.Fratino@census.gov](mailto:Suzanne.Fratino@census.gov)>, "Michael Bentley (CENSUS/DSSD FED)" <[Michael.Bentley@census.gov](mailto:Michael.Bentley@census.gov)>, "Sarah Konya (CENSUS/DSSD FED)" <[Sarah.Konya@census.gov](mailto:Sarah.Konya@census.gov)>, "James B Treat (CENSUS/ADDC FED)" <[James.B.Treat@census.gov](mailto:James.B.Treat@census.gov)>, "Paul Krutsch (CENSUS/DCMD FED)" <[paul.krutsch@census.gov](mailto:paul.krutsch@census.gov)>, "Jennifer Shopkorn (CENSUS/ADCOM FED)" <[jennifer.shopkorn@census.gov](mailto:jennifer.shopkorn@census.gov)>, "Luis J Cano (CENSUS/DCEO FED)" <[luis.j.cano@census.gov](mailto:luis.j.cano@census.gov)>, "Maryann M Chapin (CENSUS/ADDC FED)" <[Maryann.M.Chapin@census.gov](mailto:Maryann.M.Chapin@census.gov)>, "Burton H Reist (CENSUS/ADCOM FED)" <[burton.h.reist@census.gov](mailto:burton.h.reist@census.gov)>, "Jeffrey L Bryant (CENSUS/NPC FED)" <[jeffrey.l.bryant@census.gov](mailto:jeffrey.l.bryant@census.gov)>, "Tamara S Adams (CENSUS/ADRM FED)" <[Tamara.S.Adams@census.gov](mailto:Tamara.S.Adams@census.gov)>, "Earl J Letourneau (CENSUS/DSSD FED)" <[Earl.J.Letourneau@census.gov](mailto:Earl.J.Letourneau@census.gov)>, "Patrick J Cantwell (CENSUS/DSSD FED)" <[Patrick.J.Cantwell@census.gov](mailto:Patrick.J.Cantwell@census.gov)>, "Kristen A Hearn (CENSUS/DCMD FED)" <[kristen.a.hearns@census.gov](mailto:kristen.a.hearns@census.gov)>, "Stephen L Buckner (CENSUS/ADCOM FED)" <[Stephen.L.Buckner@census.gov](mailto:Stephen.L.Buckner@census.gov)>, "Michael C Cook (CENSUS/PIO FED)" <[Michael.C.Cook@census.gov](mailto:Michael.C.Cook@census.gov)>, "Christine E Taylor (CENSUS/PIO FED)" <[christine.e.taylor@census.gov](mailto:christine.e.taylor@census.gov)>, "Christopher M Denno (CENSUS/ADDC FED)" <[christopher.m.denno@census.gov](mailto:christopher.m.denno@census.gov)>, "Christopher J Stanley (CENSUS/OCIA FED)" <[christopher.j.stanley@census.gov](mailto:christopher.j.stanley@census.gov)>, "Steven Dillingham (CENSUS/DEPDIR FED)" <[steven.dillingham@census.gov](mailto:steven.dillingham@census.gov)>, "Steven K Smith (CENSUS/DEPDIR FED)" <[steven.k.smith@census.gov](mailto:steven.k.smith@census.gov)>,

"Michael John Sprung (CENSUS/DEPDIR FED)" <[michael.j.sprung@census.gov](mailto:michael.j.sprung@census.gov)>, "James T Christy (CENSUS/LA FED)" <[James.T.Christy@census.gov](mailto:James.T.Christy@census.gov)>, "Nathaniel Cogley (CENSUS/DEPDIR FED)" <[nathaniel.cogley@census.gov](mailto:nathaniel.cogley@census.gov)>, "Adam Michael Korzeniewski (CENSUS/DEPDIR FED)" <[adam.m.korzeniewski@census.gov](mailto:adam.m.korzeniewski@census.gov)>

**Subject: Daily-Self Response Metrics 8.14.20**

Good Afternoon,

Attached are today's daily self-response metrics. Please let me know if you have any questions and have a great weekend!

**Christopher Denno**, Special Assistant

Decennial Census Programs

U.S. Census Bureau

Room **b(6)** | Office: 301.763.4092 | Mobile: **b(6)**

[census.gov](http://census.gov) | [@censusbureau](https://twitter.com/censusbureau)

**Shape your future. START HERE >** [2020census.gov](http://2020census.gov)

<SR Daily Metrics 8.14.20.pdf>

---

**From:** Ali Mohammad Ahmad (CENSUS/ADCOM FED) [ali.m.ahmad@census.gov]  
**Sent:** 8/13/2020 1:55:26 PM  
**To:** Wilbur Ross [wlr@doc.gov]; Foti, Anthony (Federal) [AFoti@doc.gov]; Paranzino, Anthony (Federal) [AParanzino@doc.gov]; Davis, Caitlin (Federal) [CDavis4@doc.gov]; Jones, Christa D [christa.d.jones@census.gov]; Risko, Daniel (Federal) [DRisko@doc.gov]; Rockas, James (Federal) [JRockas@doc.gov]; Kelley, Karen (Federal) [KKelley@doc.gov]; Burris, Meghan (Federal) [MBurris@doc.gov]; Walsh, Michael (Federal) [MWalsh@doc.gov]; Martin, Nicole (Federal) [NMartin1@doc.gov]; Brebbia, Sean (Federal) [SBrebbia@doc.gov]; Barranca, Steven (Federal) [SBarranca1@doc.gov]; Brooke, Beatrice E. (Federal) [BBrooke1@doc.gov]  
**Subject:** Fwd: Daily Self-Response Metrics 8.13.20  
**Attachments:** SR Daily Metrics 8.13.20.pdf; ATT00001.htm

Begin forwarded message:

**From:** "Christopher M Denno (CENSUS/ADDC FED)" <christopher.m.denno@census.gov>  
**Date:** August 13, 2020 at 1:48:35 PM EDT  
**To:** "Ron S Jarmin (CENSUS/DEPDIR FED)" <Ron.S.Jarmin@census.gov>, "Enrique Lamas (CENSUS/DEPDIR FED)" <Enrique.Lamas@census.gov>, "Albert E Fontenot (CENSUS/ADDC FED)" <Albert.E.Fontenot@census.gov>, "Christa D Jones (CENSUS/DEPDIR FED)" <Christa.D.Jones@census.gov>, "Ali Mohammad Ahmad (CENSUS/ADCOM FED)" <ali.m.ahmad@census.gov>, "Deborah Stempowski (CENSUS/DCMD FED)" <Deborah.M.Stempowski@census.gov>, "Michael T Thieme (CENSUS/ADDC FED)" <Michael.T.Thieme@census.gov>, "Kathleen M Styles (CENSUS/ADDC FED)" <kathleen.m.styles@census.gov>, "Alexa K Jones-Puthoff (CENSUS/DCMD FED)" <alexa.k.jones-puthoff@census.gov>, "Phani-Kumar Atri Kalluri (CENSUS/ADDC FED)" <Phani-Kumar.Atri.Kalluri@census.gov>, "Sheila M Szanyi (CENSUS/DCEO FED)" <sheila.m.szanyi@census.gov>, "Francis C McPhillips (CENSUS/DCMD FED)" <Francis.C.McPhillips@census.gov>, "Deidre C Hicks (CENSUS/DCMD FED)" <Deidre.C.Hicks@census.gov>, "Barbara M LoPresti (CENSUS/DITD FED)" <Barbara.M.LoPresti@census.gov>, "Jennifer W Reichert (CENSUS/DCMD FED)" <Jennifer.W.Reichert@census.gov>, "Suzanne Fratino (CENSUS/DCMD FED)" <Suzanne.Fratino@census.gov>, "Michael Bentley (CENSUS/DSSD FED)" <Michael.Bentley@census.gov>, "Sarah Konya (CENSUS/DSSD FED)" <Sarah.Konya@census.gov>, "James B Treat (CENSUS/ADDC FED)" <James.B.Treat@census.gov>, "Paul Krutsch (CENSUS/DCMD FED)" <paul.krutsch@census.gov>, "Jennifer Shopkorn (CENSUS/ADCOM FED)" <jennifer.shopkorn@census.gov>, "Luis J Cano (CENSUS/DCEO FED)" <luis.j.cano@census.gov>, "Maryann M Chapin (CENSUS/ADDC FED)" <Maryann.M.Chapin@census.gov>, "Burton H Reist (CENSUS/ADCOM FED)" <burton.h.reist@census.gov>, "Jeffrey L Bryant (CENSUS/NPC FED)" <jeffrey.l.bryant@census.gov>, "Tamara S Adams (CENSUS/ADRM FED)" <Tamara.S.Adams@census.gov>, "Earl J Letourneau (CENSUS/DSSD FED)" <Earl.J.Letourneau@census.gov>, "Patrick J Cantwell (CENSUS/DSSD FED)" <Patrick.J.Cantwell@census.gov>, "Kristen A Hearn (CENSUS/DCMD FED)" <kristen.a.hearns@census.gov>, "Stephen L Buckner (CENSUS/ADCOM FED)" <Stephen.L.Buckner@census.gov>, "Michael C Cook (CENSUS/PIO FED)" <Michael.C.Cook@census.gov>, "Christine E Taylor (CENSUS/PIO FED)" <christine.e.taylor@census.gov>, "Christopher M Denno (CENSUS/ADDC FED)" <christopher.m.denno@census.gov>, "Christopher J Stanley (CENSUS/OCIA FED)" <christopher.j.stanley@census.gov>, "Steven Dillingham (CENSUS/DEPDIR FED)" <steven.dillingham@census.gov>, "Steven K Smith (CENSUS/DEPDIR FED)" <steven.k.smith@census.gov>, "Michael John Sprung (CENSUS/DEPDIR FED)" <michael.j.sprung@census.gov>, "James T Christy (CENSUS/LA FED)" <James.T.Christy@census.gov>, "Nathaniel Cogley (CENSUS/DEPDIR FED)" <nathaniel.cogley@census.gov>, "Adam Michael Korzeniewski (CENSUS/DEPDIR FED)"

<adam.m.korzeniewski@census.gov>

**Subject: Daily Self-Response Metrics 8.13.20**

Good Afternoon,

Attached are today's daily self-response metrics. Please let me know if you have any questions.

Thanks.

**Christopher Denno**, Special Assistant

Decennial Census Programs

U.S. Census Bureau

Room **b(6)** | Office: 301.763.4092 | Mobile **b(6)**

[census.gov](https://www.census.gov) | [@censusbureau](https://twitter.com/censusbureau)

**Shape your future. START HERE >** [2020census.gov](https://2020census.gov)

Date: August 13, 2020

Self-Response Mode		
	Prior Day	Today
Mode	8/12/20	8/13/20
Internet	80,737,502	80,845,844
Paper	14,266,600	14,523,031
Phone	1,520,386	1,533,108
<b>Total Responses All Modes</b>	<b>96,524,488</b>	<b>96,901,983</b>

Paper Response Activity		
Unprocessed Paper Responses	3,933,088	3,686,417
Processed Paper Responses	14,266,600	14,523,031
<b>Total Paper Responses</b>	<b>18,199,688</b>	<b>18,209,448</b>

CQA Call Activity		
Daily Inbound Call Volume	11,039,730	11,088,753
Total Calls Offered to CSRs	3,808,916	3,839,034
Total Phone Responses	1,520,386	1,533,108

### State by State Response Rates

State	Actual	2010 Rate (start of NRFU)	2010 Rate (Final)
U.S. Total	63.5%	63.5%	66.5%
Minnesota	72.7%	71.6%	74.1%
Wisconsin	69.9%	71.2%	73.5%
Washington	69.5%	63.7%	67.2%
Nebraska	69.1%	68.8%	71.1%
Michigan	69.0%	65.4%	67.7%
Iowa	69.0%	71.0%	73.0%
Illinois	68.5%	67.7%	70.5%
Virginia	68.2%	66.2%	69.0%
Idaho	68.0%	64.5%	67.1%
Maryland	67.8%	66.5%	69.5%
Indiana	67.8%	67.0%	69.6%
Ohio	67.7%	66.2%	69.0%
Utah	67.7%	65.4%	68.6%
Kansas	67.5%	67.4%	70.0%
Connecticut	67.4%	66.3%	69.5%
Colorado	66.9%	64.4%	67.2%
Pennsylvania	66.5%	67.8%	70.2%
Kentucky	66.2%	63.0%	65.7%
Oregon	66.0%	63.9%	66.9%
Massachusetts	65.7%	65.0%	68.8%
New Jersey	65.4%	64.4%	67.6%
California	65.0%	64.7%	68.2%
South Dakota	64.5%	65.0%	67.1%
Missouri	63.5%	65.3%	67.5%
New Hampshire	63.3%	61.5%	64.4%
North Dakota	63.0%	66.8%	68.8%

State	Actual	2010 Rate (start of NRFU)	2010 Rate (Final)
Tennessee	62.8%	63.8%	67.1%
Nevada	62.6%	58.7%	61.4%
Rhode Island	61.2%	62.8%	65.7%
Delaware	61.0%	60.8%	64.1%
Alabama	61.0%	59.5%	62.5%
Hawaii	60.3%	60.7%	64.1%
Florida	60.3%	59.6%	63.0%
Arizona	60.1%	58.5%	61.3%
District of Columbia	59.9%	62.2%	66.0%
North Carolina	59.5%	62.1%	64.8%
New York	59.3%	61.3%	64.6%
Georgia	59.1%	59.5%	62.5%
Texas	58.6%	60.3%	64.4%
Mississippi	58.1%	58.1%	61.3%
Oklahoma	58.1%	58.9%	62.3%
Arkansas	58.0%	59.5%	62.3%
Wyoming	57.8%	61.1%	63.4%
South Carolina	57.6%	62.2%	64.7%
Louisiana	57.5%	57.9%	61.0%
Montana	57.0%	62.3%	64.6%
Vermont	57.0%	58.1%	60.3%
Maine	55.8%	55.3%	57.4%
West Virginia	55.1%	56.8%	59.1%
New Mexico	53.7%	56.9%	60.0%
Alaska	50.3%	51.6%	55.6%
Puerto Rico	29.5%	51.2%	53.8%

INTERNAL - FOR OFFICIAL USE ONLY

**From:** Wilbur Ross [wlr@doc.gov]  
**Sent:** 8/16/2020 12:04:04 PM  
**To:** Ahmad, Ali M [ali.m.ahmad@census.gov]  
**CC:** Fontenot, Albert E [albert.e.fontenot@census.gov]; Dillingham, Steven [steven.dillingham@census.gov]; Jarmin, Ron S [ron.s.jarmin@census.gov]; Walsh, Michael (Federal) [MWalsh@doc.gov]  
**Subject:** Re: Daily Self-Response Metrics 8.15.20

Thanks. WLR

Sent from my iPhone

On Aug 16, 2020, at 10:37 AM, Ali Mohammad Ahmad (CENSUS/ADCOM FED) <ali.m.ahmad@census.gov> wrote:

Mr. Secretary- [REDACTED] b(5) - DP  
[REDACTED] b(5) - DP

On Aug 15, 2020, at 11:12 PM, Wilbur Ross <wlr@doc.gov> wrote:

[REDACTED] b(5) - DP

Sent from my iPhone

On Aug 15, 2020, at 11:34 AM, Ali Mohammad Ahmad (CENSUS/ADCOM FED) <ali.m.ahmad@census.gov> wrote:

Begin forwarded message:

**From:** "Christopher M Denno (CENSUS/ADDC FED)" <christopher.m.denno@census.gov>  
**Date:** August 15, 2020 at 11:32:59 AM EDT  
**To:** "Ron S Jarmin (CENSUS/DEPDIR FED)" <Ron.S.Jarmin@census.gov>, "Enrique Lamas (CENSUS/DEPDIR FED)" <Enrique.Lamas@census.gov>, "Albert E Fontenot (CENSUS/ADDC FED)" <Albert.E.Fontenot@census.gov>, "Christa D Jones (CENSUS/DEPDIR FED)" <Christa.D.Jones@census.gov>, "Ali Mohammad Ahmad (CENSUS/ADCOM FED)" <ali.m.ahmad@census.gov>, "Deborah Stempowski (CENSUS/DCMD FED)" <Deborah.M.Stempowski@census.gov>, "Michael T Thieme (CENSUS/ADDC FED)" <Michael.T.Thieme@census.gov>, "Kathleen M Styles (CENSUS/ADDC FED)" <kathleen.m.styles@census.gov>, "Alexa K Jones-Puthoff (CENSUS/DCMD FED)" <alexa.k.jones-puthoff@census.gov>, "Phani-Kumar Atri Kalluri (CENSUS/ADDC FED)" <Phani-Kumar.Atri.Kalluri@census.gov>, "Sheila M Szanyi (CENSUS/DCEO FED)" <sheila.m.szanyi@census.gov>, "Francis C McPhillips (CENSUS/DCMD FED)" <Francis.C.McPhillips@census.gov>, "Deidre C Hicks (CENSUS/DCMD FED)" <Deidre.C.Hicks@census.gov>, "Barbara M LoPresti (CENSUS/DITD FED)" <Barbara.M.LoPresti@census.gov>, "Jennifer W Reichert (CENSUS/DCMD FED)" <Jennifer.W.Reichert@census.gov>, "Suzanne Fratino (CENSUS/DCMD FED)" <Suzanne.Fratino@census.gov>, "Michael Bentley (CENSUS/DSSD FED)" <Michael.Bentley@census.gov>, "Sarah Konya (CENSUS/DSSD FED)" <Sarah.Konya@census.gov>, "James B Treat (CENSUS/ADDC FED)"

<James.B.Treat@census.gov>, "Paul Krutsch (CENSUS/DCMD FED)" <paul.krutsch@census.gov>, "Jennifer Shopkorn (CENSUS/ADCOM FED)" <jennifer.shopkorn@census.gov>, "Luis J Cano (CENSUS/DCEO FED)" <luis.j.cano@census.gov>, "Maryann M Chapin (CENSUS/ADDC FED)" <Maryann.M.Chapin@census.gov>, "Burton H Reist (CENSUS/ADCOM FED)" <burton.h.reist@census.gov>, "Jeffrey L Bryant (CENSUS/NPC FED)" <jeffrey.l.bryant@census.gov>, "Tamara S Adams (CENSUS/ADRM FED)" <Tamara.S.Adams@census.gov>, "Earl J Letourneau (CENSUS/DSSD FED)" <Earl.J.Letourneau@census.gov>, "Patrick J Cantwell (CENSUS/DSSD FED)" <Patrick.J.Cantwell@census.gov>, "Kristen A Hearn (CENSUS/DCMD FED)" <kristen.a.hearn@census.gov>, "Stephen L Buckner (CENSUS/ADCOM FED)" <Stephen.L.Buckner@census.gov>, "Michael C Cook (CENSUS/PIO FED)" <Michael.C.Cook@census.gov>, "Christine E Taylor (CENSUS/PIO FED)" <christine.e.taylor@census.gov>, "Christopher M Denno (CENSUS/ADDC FED)" <christopher.m.denno@census.gov>, "Christopher J Stanley (CENSUS/OCIA FED)" <christopher.j.stanley@census.gov>, "Steven Dillingham (CENSUS/DEPDIR FED)" <steven.dillingham@census.gov>, "Steven K Smith (CENSUS/DEPDIR FED)" <steven.k.smith@census.gov>, "Michael John Sprung (CENSUS/DEPDIR FED)" <michael.j.sprung@census.gov>, "James T Christy (CENSUS/LA FED)" <James.T.Christy@census.gov>, "Nathaniel Cogley (CENSUS/DEPDIR FED)" <nathaniel.cogley@census.gov>, "Adam Michael Korzeniewski (CENSUS/DEPDIR FED)" <adam.m.korzeniewski@census.gov>

**Subject: Daily Self-Response Metrics 8.15.20**

Good Morning,

Attached are today's daily self-response metrics. Please let me know if you have any questions and have a great rest of your Saturday!

**Christopher Denno**, Special Assistant

Decennial Census Programs

U.S. Census Bureau

Room **b(6)** | Office: 301.763.4092 | Mobile: **b(6)**

[census.gov](https://www.census.gov) | [@censusbureau](https://twitter.com/censusbureau)

**Shape your future. START HERE >** [2020census.gov](https://2020census.gov)

<SR Daily Metrics 8.15.20.pdf>



---

**From:** Ali Mohammad Ahmad (CENSUS/ADCOM FED) [ali.m.ahmad@census.gov]  
**Sent:** 8/16/2020 11:22:16 AM  
**To:** Wilbur Ross [wlr@doc.gov]; Paranzino, Anthony (Federal) [AParanzino@doc.gov]; Davis, Caitlin (Federal) [CDavis4@doc.gov]; Jones, Christa D [christa.d.jones@census.gov]; Risko, Daniel (Federal) [DRisko@doc.gov]; Rockas, James (Federal) [JRockas@doc.gov]; Foti, Anthony (Federal) [AFoti@doc.gov]; Burris, Meghan (Federal) [MBurris@doc.gov]; Walsh, Michael (Federal) [MWalsh@doc.gov]; Martin, Nicole (Federal) [NMartin1@doc.gov]; Brebbia, Sean (Federal) [SBrebbia@doc.gov]; Barranca, Steven (Federal) [SBarranca1@doc.gov]; Kelley, Karen (Federal) [KKelley@doc.gov]; Brooke, Beatrice E. (Federal) [BBrooke1@doc.gov]  
**Subject:** Fwd: Daily Self-Response Metrics 8.16.20  
**Attachments:** SR Daily Metrics 8.16.20.pdf; ATT00001.htm

Begin forwarded message:

**From:** "Christopher M Denno (CENSUS/ADDC FED)" <christopher.m.denno@census.gov>  
**Date:** August 16, 2020 at 11:01:14 AM EDT  
**To:** "Ron S Jarmin (CENSUS/DEPDIR FED)" <Ron.S.Jarmin@census.gov>, "Enrique Lamas (CENSUS/DEPDIR FED)" <Enrique.Lamas@census.gov>, "Albert E Fontenot (CENSUS/ADDC FED)" <Albert.E.Fontenot@census.gov>, "Christa D Jones (CENSUS/DEPDIR FED)" <Christa.D.Jones@census.gov>, "Ali Mohammad Ahmad (CENSUS/ADCOM FED)" <ali.m.ahmad@census.gov>, "Deborah Stempowski (CENSUS/DCMD FED)" <Deborah.M.Stempowski@census.gov>, "Michael T Thieme (CENSUS/ADDC FED)" <Michael.T.Thieme@census.gov>, "Kathleen M Styles (CENSUS/ADDC FED)" <kathleen.m.styles@census.gov>, "Alexa K Jones-Puthoff (CENSUS/DCMD FED)" <alexa.k.jones-puthoff@census.gov>, "Phani-Kumar Atri Kalluri (CENSUS/ADDC FED)" <Phani-Kumar.Atri.Kalluri@census.gov>, "Sheila M Szanyi (CENSUS/DCEO FED)" <sheila.m.szanyi@census.gov>, "Francis C McPhillips (CENSUS/DCMD FED)" <Francis.C.McPhillips@census.gov>, "Deidre C Hicks (CENSUS/DCMD FED)" <Deidre.C.Hicks@census.gov>, "Barbara M LoPresti (CENSUS/DITD FED)" <Barbara.M.LoPresti@census.gov>, "Jennifer W Reichert (CENSUS/DCMD FED)" <Jennifer.W.Reichert@census.gov>, "Suzanne Fratino (CENSUS/DCMD FED)" <Suzanne.Fratino@census.gov>, "Michael Bentley (CENSUS/DSSD FED)" <Michael.Bentley@census.gov>, "Sarah Konya (CENSUS/DSSD FED)" <Sarah.Konya@census.gov>, "James B Treat (CENSUS/ADDC FED)" <James.B.Treat@census.gov>, "Paul Krutsch (CENSUS/DCMD FED)" <paul.krutsch@census.gov>, "Jennifer Shopkorn (CENSUS/ADCOM FED)" <jennifer.shopkorn@census.gov>, "Luis J Cano (CENSUS/DCEO FED)" <luis.j.cano@census.gov>, "Maryann M Chapin (CENSUS/ADDC FED)" <Maryann.M.Chapin@census.gov>, "Burton H Reist (CENSUS/ADCOM FED)" <burton.h.reist@census.gov>, "Jeffrey L Bryant (CENSUS/NPC FED)" <jeffrey.l.bryant@census.gov>, "Tamara S Adams (CENSUS/ADRM FED)" <Tamara.S.Adams@census.gov>, "Earl J Letourneau (CENSUS/DSSD FED)" <Earl.J.Letourneau@census.gov>, "Patrick J Cantwell (CENSUS/DSSD FED)" <Patrick.J.Cantwell@census.gov>, "Kristen A Hearn (CENSUS/DCMD FED)" <kristen.a.hearns@census.gov>, "Stephen L Buckner (CENSUS/ADCOM FED)" <Stephen.L.Buckner@census.gov>, "Michael C Cook (CENSUS/PIO FED)" <Michael.C.Cook@census.gov>, "Christine E Taylor (CENSUS/PIO FED)" <christine.e.taylor@census.gov>, "Christopher M Denno (CENSUS/ADDC FED)" <christopher.m.denno@census.gov>, "Christopher J Stanley (CENSUS/OCIA FED)" <christopher.j.stanley@census.gov>, "Steven Dillingham (CENSUS/DEPDIR FED)" <steven.dillingham@census.gov>, "Steven K Smith (CENSUS/DEPDIR FED)" <steven.k.smith@census.gov>, "Michael John Sprung (CENSUS/DEPDIR FED)" <michael.j.sprung@census.gov>, "James T Christy (CENSUS/LA FED)" <James.T.Christy@census.gov>, "Nathaniel Cogley (CENSUS/DEPDIR FED)" <nathaniel.cogley@census.gov>, "Adam Michael Korzeniewski (CENSUS/DEPDIR FED)"

<adam.m.korzeniewski@census.gov>

**Subject: Daily Self-Response Metrics 8.16.20**

Good Morning,

Attached are today's self-response metrics. Please let me know if you have any questions and have a great rest of your weekend!

**Christopher Denno**, Special Assistant

Decennial Census Programs

U.S. Census Bureau

Room **b(6)** | Office: 301.763.4092 | Mobile: **b(6)**

[census.gov](https://www.census.gov) | [@censusbureau](https://twitter.com/censusbureau)

**Shape your future. START HERE > [2020census.gov](https://2020census.gov)**

Date: August 16, 2020

Self-Response Mode		
	Prior Day	Today
Mode	8/15/20	8/16/20
Internet	81,115,443	81,220,822
Paper	14,915,911	15,009,413
Phone	1,559,794	1,568,338
<b>Total Responses All Modes</b>	<b>97,591,148</b>	<b>97,798,573</b>

Paper Response Activity		
Unprocessed Paper Responses	3,312,349	3,226,088
Processed Paper Responses	14,915,911	15,009,413
<b>Total Paper Responses</b>	<b>18,228,260</b>	<b>18,235,501</b>

CQA Call Activity		
Daily Inbound Call Volume	11,200,793	11,239,784
Total Calls Offered to CSRs	3,906,792	3,928,135
Total Phone Responses	1,559,794	1,568,338

### State by State Response Rates

State	Actual	2010 Rate (start of NRFU)	2010 Rate (Final)
U.S. Total	63.7%	63.5%	66.5%
Minnesota	72.8%	71.6%	74.1%
Wisconsin	70.1%	71.2%	73.5%
Washington	69.9%	63.7%	67.2%
Nebraska	69.3%	68.8%	71.1%
Michigan	69.2%	65.4%	67.7%
Iowa	69.1%	71.0%	73.0%
Illinois	68.7%	67.7%	70.5%
Virginia	68.4%	66.2%	69.0%
Idaho	68.2%	64.6%	67.1%
Maryland	68.1%	66.5%	69.5%
Indiana	68.0%	67.0%	69.6%
Utah	68.0%	65.4%	68.6%
Ohio	67.9%	66.2%	69.0%
Kansas	67.7%	67.4%	70.0%
Connecticut	67.7%	66.3%	69.5%
Colorado	67.1%	64.4%	67.2%
Pennsylvania	66.7%	67.8%	70.2%
Oregon	66.4%	63.9%	66.9%
Kentucky	66.3%	63.0%	65.7%
Massachusetts	66.0%	65.6%	68.8%
New Jersey	65.6%	64.4%	67.6%
California	65.4%	64.7%	68.2%
South Dakota	64.6%	65.0%	67.1%
Missouri	63.7%	65.3%	67.5%
New Hampshire	63.5%	61.5%	64.4%
North Dakota	63.1%	66.8%	68.8%

State	Actual	2010 Rate (start of NRFU)	2010 Rate (Final)
Tennessee	63.0%	63.8%	67.1%
Nevada	62.8%	58.7%	61.4%
Rhode Island	61.4%	62.8%	65.7%
Delaware	61.2%	60.8%	64.1%
Alabama	61.1%	59.5%	62.5%
Hawaii	60.7%	60.7%	64.1%
Florida	60.5%	59.6%	63.0%
Arizona	60.3%	58.5%	61.3%
District of Columbia	60.1%	62.2%	66.0%
North Carolina	59.7%	62.1%	64.8%
New York	59.5%	61.3%	64.6%
Georgia	59.3%	59.5%	62.5%
Texas	58.9%	60.3%	64.4%
Oklahoma	58.3%	58.9%	62.3%
Mississippi	58.2%	58.1%	61.3%
Arkansas	58.2%	59.5%	62.3%
Wyoming	58.0%	61.1%	63.4%
South Carolina	57.7%	62.2%	64.7%
Louisiana	57.7%	57.9%	61.0%
Vermont	57.3%	58.1%	60.3%
Montana	57.2%	62.3%	64.6%
Maine	56.1%	55.3%	57.4%
West Virginia	55.2%	56.8%	59.1%
New Mexico	54.0%	56.9%	60.0%
Alaska	50.9%	51.6%	55.6%
Puerto Rico	30.1%	51.2%	53.8%

INTERNAL - FOR OFFICIAL USE ONLY

---

**From:** Ali Mohammad Ahmad (CENSUS/ADCOM FED) [ali.m.ahmad@census.gov]  
**Sent:** 8/15/2020 11:34:23 AM  
**To:** Wilbur Ross [wlr@doc.gov]; Foti, Anthony (Federal) [AFoti@doc.gov]; Paranzino, Anthony (Federal) [AParanzino@doc.gov]; Davis, Caitlin (Federal) [CDavis4@doc.gov]; Jones, Christa D [christa.d.jones@census.gov]; Risko, Daniel (Federal) [DRisko@doc.gov]; Rockas, James (Federal) [JRockas@doc.gov]; Kelley, Karen (Federal) [KKelley@doc.gov]; Burris, Meghan (Federal) [MBurris@doc.gov]; Walsh, Michael (Federal) [MWalsh@doc.gov]; Martin, Nicole (Federal) [NMartin1@doc.gov]; Brebbia, Sean (Federal) [SBrebbia@doc.gov]; Barranca, Steven (Federal) [SBarranca1@doc.gov]; Brooke, Beatrice E. (Federal) [BBrooke1@doc.gov]  
**Subject:** Fwd: Daily Self-Response Metrics 8.15.20  
**Attachments:** SR Daily Metrics 8.15.20.pdf; ATT00001.htm

Begin forwarded message:

**From:** "Christopher M Denno (CENSUS/ADDC FED)" <christopher.m.denno@census.gov>  
**Date:** August 15, 2020 at 11:32:59 AM EDT  
**To:** "Ron S Jarmin (CENSUS/DEPDIR FED)" <Ron.S.Jarmin@census.gov>, "Enrique Lamas (CENSUS/DEPDIR FED)" <Enrique.Lamas@census.gov>, "Albert E Fontenot (CENSUS/ADDC FED)" <Albert.E.Fontenot@census.gov>, "Christa D Jones (CENSUS/DEPDIR FED)" <Christa.D.Jones@census.gov>, "Ali Mohammad Ahmad (CENSUS/ADCOM FED)" <ali.m.ahmad@census.gov>, "Deborah Stempowski (CENSUS/DCMD FED)" <Deborah.M.Stempowski@census.gov>, "Michael T Thieme (CENSUS/ADDC FED)" <Michael.T.Thieme@census.gov>, "Kathleen M Styles (CENSUS/ADDC FED)" <kathleen.m.styles@census.gov>, "Alexa K Jones-Puthoff (CENSUS/DCMD FED)" <alexa.k.jones-puthoff@census.gov>, "Phani-Kumar Atri Kalluri (CENSUS/ADDC FED)" <Phani-Kumar.Atri.Kalluri@census.gov>, "Sheila M Szanyi (CENSUS/DCEO FED)" <sheila.m.szanyi@census.gov>, "Francis C McPhillips (CENSUS/DCMD FED)" <Francis.C.McPhillips@census.gov>, "Deidre C Hicks (CENSUS/DCMD FED)" <Deidre.C.Hicks@census.gov>, "Barbara M LoPresti (CENSUS/DITD FED)" <Barbara.M.LoPresti@census.gov>, "Jennifer W Reichert (CENSUS/DCMD FED)" <Jennifer.W.Reichert@census.gov>, "Suzanne Fratino (CENSUS/DCMD FED)" <Suzanne.Fratino@census.gov>, "Michael Bentley (CENSUS/DSSD FED)" <Michael.Bentley@census.gov>, "Sarah Konya (CENSUS/DSSD FED)" <Sarah.Konya@census.gov>, "James B Treat (CENSUS/ADDC FED)" <James.B.Treat@census.gov>, "Paul Krutsch (CENSUS/DCMD FED)" <paul.krutsch@census.gov>, "Jennifer Shopkorn (CENSUS/ADCOM FED)" <jennifer.shopkorn@census.gov>, "Luis J Cano (CENSUS/DCEO FED)" <luis.j.cano@census.gov>, "Maryann M Chapin (CENSUS/ADDC FED)" <Maryann.M.Chapin@census.gov>, "Burton H Reist (CENSUS/ADCOM FED)" <burton.h.reist@census.gov>, "Jeffrey L Bryant (CENSUS/NPC FED)" <jeffrey.l.bryant@census.gov>, "Tamara S Adams (CENSUS/ADRM FED)" <Tamara.S.Adams@census.gov>, "Earl J Letourneau (CENSUS/DSSD FED)" <Earl.J.Letourneau@census.gov>, "Patrick J Cantwell (CENSUS/DSSD FED)" <Patrick.J.Cantwell@census.gov>, "Kristen A Hearn (CENSUS/DCMD FED)" <kristen.a.hearns@census.gov>, "Stephen L Buckner (CENSUS/ADCOM FED)" <Stephen.L.Buckner@census.gov>, "Michael C Cook (CENSUS/PIO FED)" <Michael.C.Cook@census.gov>, "Christine E Taylor (CENSUS/PIO FED)" <christine.e.taylor@census.gov>, "Christopher M Denno (CENSUS/ADDC FED)" <christopher.m.denno@census.gov>, "Christopher J Stanley (CENSUS/OCIA FED)" <christopher.j.stanley@census.gov>, "Steven Dillingham (CENSUS/DEPDIR FED)" <steven.dillingham@census.gov>, "Steven K Smith (CENSUS/DEPDIR FED)" <steven.k.smith@census.gov>, "Michael John Sprung (CENSUS/DEPDIR FED)" <michael.j.sprung@census.gov>, "James T Christy (CENSUS/LA FED)" <James.T.Christy@census.gov>, "Nathaniel Cogley (CENSUS/DEPDIR FED)" <nathaniel.cogley@census.gov>, "Adam Michael Korzeniewski (CENSUS/DEPDIR FED)"

<adam.m.korzeniewski@census.gov>

**Subject: Daily Self-Response Metrics 8.15.20**

Good Morning,

Attached are today's daily self-response metrics. Please let me know if you have any questions and have a great rest of your Saturday!

**Christopher Denno**, Special Assistant

Decennial Census Programs

U.S. Census Bureau

Room **b(6)** | Office: 301.763.4092 | Mobile: **b(6)**

[census.gov](https://www.census.gov) | [@censusbureau](https://twitter.com/censusbureau)

**Shape your future. START HERE >** [2020census.gov](https://2020census.gov)

Date: August 15, 2020

Self-Response Mode		
	Prior Day	Today
Mode	8/14/20	8/15/20
Internet	80,975,077	81,115,443
Paper	14,737,139	14,915,911
Phone	1,546,764	1,559,794
<b>Total Responses All Modes</b>	<b>97,258,980</b>	<b>97,591,148</b>

Paper Response Activity		
Unprocessed Paper Responses	3,474,743	3,312,349
Processed Paper Responses	14,737,139	14,915,911
<b>Total Paper Responses</b>	<b>18,211,882</b>	<b>18,228,260</b>

CQA Call Activity		
Daily Inbound Call Volume	11,145,565	11,200,793
Total Calls Offered to CSRs	3,873,485	3,906,792
Total Phone Responses	1,546,764	1,559,794

### State by State Response Rates

State	Actual	2010 Rate (start of NRFU)	2010 Rate (Final)	State	Actual	2010 Rate (start of NRFU)	2010 Rate (Final)
U.S. Total	63.7%	63.6%	66.8%	Tennessee	62.9%	63.8%	67.1%
Minnesota	72.8%	71.6%	74.1%	Nevada	62.7%	58.7%	61.4%
Wisconsin	70.1%	71.2%	73.5%	Rhode Island	61.4%	62.8%	65.7%
Washington	69.8%	63.7%	67.2%	Delaware	61.1%	60.8%	64.1%
Nebraska	69.2%	68.8%	71.1%	Alabama	61.1%	59.5%	62.5%
Michigan	69.1%	65.4%	67.7%	Hawaii	60.6%	60.7%	64.1%
Iowa	69.0%	71.0%	73.0%	Florida	60.5%	59.6%	63.0%
Illinois	68.6%	67.7%	70.5%	Arizona	60.2%	58.5%	61.3%
Virginia	68.4%	66.2%	69.0%	District of Columbia	60.1%	62.2%	66.0%
Idaho	68.1%	64.6%	67.1%	North Carolina	59.6%	62.1%	64.8%
Maryland	68.0%	66.5%	69.5%	New York	59.4%	61.3%	64.6%
Indiana	67.9%	67.0%	69.6%	Georgia	59.3%	59.5%	62.5%
Utah	67.9%	65.4%	68.6%	Texas	58.8%	60.3%	64.4%
Ohio	67.9%	66.2%	69.0%	Oklahoma	58.2%	58.9%	62.3%
Kansas	67.7%	67.4%	70.0%	Mississippi	58.2%	58.1%	61.3%
Connecticut	67.6%	66.3%	69.5%	Arkansas	58.2%	59.5%	62.3%
Colorado	67.0%	64.4%	67.2%	Wyoming	57.9%	61.1%	63.4%
Pennsylvania	66.7%	67.8%	70.2%	South Carolina	57.7%	62.2%	64.7%
Oregon	66.3%	63.9%	66.9%	Louisiana	57.6%	57.9%	61.0%
Kentucky	66.3%	63.0%	65.7%	Vermont	57.2%	58.1%	60.3%
Massachusetts	65.9%	65.6%	68.8%	Montana	57.2%	62.3%	64.6%
New Jersey	65.5%	64.4%	67.6%	Maine	56.0%	55.3%	57.4%
California	65.3%	64.7%	68.2%	West Virginia	55.2%	56.8%	59.1%
South Dakota	64.6%	65.0%	67.1%	New Mexico	54.0%	56.9%	60.0%
Missouri	63.7%	65.3%	67.5%	Alaska	50.7%	51.6%	55.6%
New Hampshire	63.4%	61.5%	64.4%	Puerto Rico	30.0%	51.2%	53.8%
North Dakota	63.1%	66.8%	68.8%				

INTERNAL - FOR OFFICIAL USE ONLY

---

**From:** Ali Mohammad Ahmad (CENSUS/ADCOM FED) [ali.m.ahmad@census.gov]  
**Sent:** 8/12/2020 2:50:27 PM  
**To:** Wilbur Ross [wlr@doc.gov]; Foti, Anthony (Federal) [AFoti@doc.gov]; Paranzino, Anthony (Federal) [AParanzino@doc.gov]; Davis, Caitlin (Federal) [CDavis4@doc.gov]; Jones, Christa D [christa.d.jones@census.gov]; Risko, Daniel (Federal) [DRisko@doc.gov]; Rockas, James (Federal) [JRockas@doc.gov]; Kelley, Karen (Federal) [KKelley@doc.gov]; Burris, Meghan (Federal) [MBurris@doc.gov]; Walsh, Michael (Federal) [MWalsh@doc.gov]; Martin, Nicole (Federal) [NMartin1@doc.gov]; Brebbia, Sean (Federal) [SBrebbia@doc.gov]; Barranca, Steven (Federal) [SBarranca1@doc.gov]; Brooke, Beatrice E. (Federal) [BBrooke1@doc.gov]  
**Subject:** Fwd: Daily Self-Response Metrics 8.12.20  
**Attachments:** SR Daily Metrics 8.12.20.pdf; ATT00001.htm

Begin forwarded message:

**From:** "Christopher M Denno (CENSUS/ADDC FED)" <christopher.m.denno@census.gov>  
**Date:** August 12, 2020 at 2:14:16 PM EDT  
**To:** "Ron S Jarmin (CENSUS/DEPDIR FED)" <Ron.S.Jarmin@census.gov>, "Enrique Lamas (CENSUS/DEPDIR FED)" <Enrique.Lamas@census.gov>, "Albert E Fontenot (CENSUS/ADDC FED)" <Albert.E.Fontenot@census.gov>, "Christa D Jones (CENSUS/DEPDIR FED)" <Christa.D.Jones@census.gov>, "Ali Mohammad Ahmad (CENSUS/ADCOM FED)" <ali.m.ahmad@census.gov>, "Deborah Stempowski (CENSUS/ADDC FED)" <Deborah.M.Stempowski@census.gov>, "Michael T Thieme (CENSUS/ADDC FED)" <Michael.T.Thieme@census.gov>, "Kathleen M Styles (CENSUS/ADDC FED)" <kathleen.m.styles@census.gov>, "Alexa K Jones-Puthoff (CENSUS/DCMD FED)" <alexa.k.jones-puthoff@census.gov>, "Phani-Kumar Atri Kalluri (CENSUS/ADDC FED)" <Phani-Kumar.Atri.Kalluri@census.gov>, "Sheila M Szanyi (CENSUS/DCEO FED)" <sheila.m.szanyi@census.gov>, "Francis C McPhillips (CENSUS/DCMD FED)" <Francis.C.McPhillips@census.gov>, "Deidre C Hicks (CENSUS/DCMD FED)" <Deidre.C.Hicks@census.gov>, "Barbara M LoPresti (CENSUS/DITD FED)" <Barbara.M.LoPresti@census.gov>, "Jennifer W Reichert (CENSUS/DCMD FED)" <Jennifer.W.Reichert@census.gov>, "Suzanne Fratino (CENSUS/DCMD FED)" <Suzanne.Fratino@census.gov>, "Michael Bentley (CENSUS/DSSD FED)" <Michael.Bentley@census.gov>, "Sarah Konya (CENSUS/DSSD FED)" <Sarah.Konya@census.gov>, "James B Treat (CENSUS/DEPDIR FED)" <James.B.Treat@census.gov>, "Paul Krutsch (CENSUS/DCMD FED)" <paul.krutsch@census.gov>, "Jennifer Shopkorn (CENSUS/ADCOM FED)" <jennifer.shopkorn@census.gov>, "Luis J Cano (CENSUS/DCEO FED)" <luis.j.cano@census.gov>, "Maryann M Chapin (CENSUS/ADDC FED)" <Maryann.M.Chapin@census.gov>, "Burton H Reist (CENSUS/ADCOM FED)" <burton.h.reist@census.gov>, "Jeffrey L Bryant (CENSUS/NPC FED)" <jeffrey.l.bryant@census.gov>, "Tamara S Adams (CENSUS/ADDC FED)" <Tamara.S.Adams@census.gov>, "Earl J Letourneau (CENSUS/DSSD FED)" <Earl.J.Letourneau@census.gov>, "Patrick J Cantwell (CENSUS/DSSD FED)" <Patrick.J.Cantwell@census.gov>, "Kristen A Hearn (CENSUS/DCMD FED)" <kristen.a.hearns@census.gov>, "Stephen L Buckner (CENSUS/ADCOM FED)" <Stephen.L.Buckner@census.gov>, "Michael C Cook (CENSUS/PIO FED)" <Michael.C.Cook@census.gov>, "Christine E Taylor (CENSUS/PIO FED)" <christine.e.taylor@census.gov>, "Christopher M Denno (CENSUS/ADDC FED)" <christopher.m.denno@census.gov>, "Christopher J Stanley (CENSUS/OCIA FED)" <christopher.j.stanley@census.gov>, "Steven Dillingham (CENSUS/DEPDIR FED)" <steven.dillingham@census.gov>, "Steven K Smith (CENSUS/DEPDIR FED)" <steven.k.smith@census.gov>, "Michael John Sprung (CENSUS/DEPDIR FED)" <michael.j.sprung@census.gov>, "James T Christy (CENSUS/LA FED)" <James.T.Christy@census.gov>, "Nathaniel Cogley (CENSUS/DEPDIR FED)" <nathaniel.cogley@census.gov>, "Adam Michael Korzeniewski (CENSUS/DEPDIR FED)"

<adam.m.korzeniewski@census.gov>

**Subject: Daily Self-Response Metrics 8.12.20**

Good Afternoon,

Attached are today's daily self-response metrics. Please let me know if you have any questions.

Thank you.

**Christopher Denno**, Special Assistant

Decennial Census Programs

U.S. Census Bureau

Room **b(6)** | Office: 301.763.4092 | Mobile **b(6)**

[census.gov](https://www.census.gov) | [@censusbureau](https://twitter.com/censusbureau)

**Shape your future. START HERE > [2020census.gov](https://2020census.gov)**



Date: August 12, 2020

Self-Response Mode		
	Prior Day	Today
Mode	8/11/20	8/12/20
Internet	80,632,914	80,737,502
Paper	14,059,376	14,266,600
Phone	1,509,147	1,520,386
<b>Total Responses All Modes</b>	<b>96,201,437</b>	<b>96,524,488</b>

Paper Response Activity		
Unprocessed Paper Responses	4,126,523	3,933,088
Processed Paper Responses	14,059,376	14,266,600
<b>Total Paper Responses</b>	<b>18,185,899</b>	<b>18,199,688</b>

CQA Call Activity		
Daily Inbound Call Volume	10,996,116	11,039,730
Total Calls Offered to CSRs	3,782,179	3,808,916
Total Phone Responses	1,509,147	1,520,386

### State by State Response Rates

State	Actual	2010 Rate (start of NRFU)	2010 Rate (Final)
U.S. Total	63.4%	63.5%	66.5%
Minnesota	72.6%	71.6%	74.1%
Wisconsin	69.9%	71.2%	73.5%
Washington	69.4%	63.7%	67.2%
Nebraska	69.1%	68.8%	71.1%
Michigan	69.0%	65.4%	67.7%
Iowa	69.0%	71.0%	73.0%
Illinois	68.4%	67.7%	70.5%
Virginia	68.2%	66.2%	69.0%
Idaho	68.0%	64.6%	67.1%
Indiana	67.7%	67.0%	69.6%
Maryland	67.7%	66.5%	69.5%
Ohio	67.7%	66.2%	69.0%
Utah	67.6%	65.4%	68.6%
Kansas	67.4%	67.4%	70.0%
Connecticut	67.3%	66.3%	69.5%
Colorado	66.8%	64.4%	67.2%
Pennsylvania	66.5%	67.8%	70.2%
Kentucky	66.1%	63.0%	65.7%
Oregon	65.9%	63.9%	66.9%
Massachusetts	65.7%	65.6%	68.8%
New Jersey	65.3%	64.4%	67.6%
California	64.9%	64.7%	68.2%
South Dakota	64.5%	65.0%	67.1%
Missouri	63.5%	65.3%	67.5%
New Hampshire	63.3%	61.5%	64.4%
North Dakota	62.9%	66.8%	68.8%

State	Actual	2010 Rate (start of NRFU)	2010 Rate (Final)
Tennessee	62.7%	63.8%	67.1%
Nevada	62.5%	58.7%	61.4%
Rhode Island	61.1%	62.8%	65.7%
Delaware	60.9%	60.8%	64.1%
Alabama	60.9%	59.5%	62.5%
Florida	60.3%	59.6%	63.0%
Hawaii	60.2%	60.7%	64.1%
Arizona	60.1%	58.5%	61.3%
District of Columbia	59.9%	62.2%	66.0%
North Carolina	59.5%	62.1%	64.8%
New York	59.2%	61.3%	64.6%
Georgia	59.1%	59.5%	62.5%
Texas	58.5%	60.3%	64.4%
Mississippi	58.1%	58.1%	61.3%
Oklahoma	58.0%	58.9%	62.3%
Arkansas	58.0%	59.5%	62.3%
Wyoming	57.7%	61.1%	63.4%
South Carolina	57.5%	62.2%	64.7%
Louisiana	57.5%	57.9%	61.0%
Montana	57.0%	62.3%	64.6%
Vermont	57.0%	58.1%	60.3%
Maine	55.8%	55.3%	57.4%
West Virginia	55.0%	56.8%	59.1%
New Mexico	53.7%	56.9%	60.0%
Alaska	50.2%	51.6%	55.6%
Puerto Rico	29.3%	51.2%	53.8%

INTERNAL - FOR OFFICIAL USE ONLY

---

**From:** Ali Mohammad Ahmad (CENSUS/ADCOM FED) [ali.m.ahmad@census.gov]  
**Sent:** 8/10/2020 12:56:05 PM  
**To:** Wilbur Ross [wlr@doc.gov]; Foti, Anthony (Federal) [AFoti@doc.gov]; Paranzino, Anthony (Federal) [AParanzino@doc.gov]; Davis, Caitlin (Federal) [CDavis4@doc.gov]; Jones, Christa D [christa.d.jones@census.gov]; Risko, Daniel (Federal) [DRisko@doc.gov]; Rockas, James (Federal) [JRockas@doc.gov]; Kelley, Karen (Federal) [KKelley@doc.gov]; Burris, Meghan (Federal) [MBurris@doc.gov]; Walsh, Michael (Federal) [MWalsh@doc.gov]; Martin, Nicole (Federal) [NMartin1@doc.gov]; Brebbia, Sean (Federal) [SBrebbia@doc.gov]; Barranca, Steven (Federal) [SBarranca1@doc.gov]; Brooke, Beatrice E. (Federal) [BBrooke1@doc.gov]  
**Subject:** Fwd: Daily Self-Response Metrics 8.10.20  
**Attachments:** SR Daily Metrics 8.10.20.pdf; ATT00001.htm

Begin forwarded message:

**From:** "Christopher M Denno (CENSUS/ADDC FED)" <christopher.m.denno@census.gov>  
**Date:** August 10, 2020 at 11:38:26 AM EDT  
**To:** "Ron S Jarmin (CENSUS/DEPDIR FED)" <Ron.S.Jarmin@census.gov>, "Enrique Lamas (CENSUS/DEPDIR FED)" <Enrique.Lamas@census.gov>, "Albert E Fontenot (CENSUS/ADDC FED)" <Albert.E.Fontenot@census.gov>, "Christa D Jones (CENSUS/DEPDIR FED)" <Christa.D.Jones@census.gov>, "Ali Mohammad Ahmad (CENSUS/ADCOM FED)" <ali.m.ahmad@census.gov>, "Deborah Stempowski (CENSUS/ADDC FED)" <Deborah.M.Stempowski@census.gov>, "Michael T Thieme (CENSUS/ADDC FED)" <Michael.T.Thieme@census.gov>, "Kathleen M Styles (CENSUS/ADDC FED)" <kathleen.m.styles@census.gov>, "Alexa K Jones-Puthoff (CENSUS/DCMD FED)" <alexa.k.jones-puthoff@census.gov>, "Phani-Kumar Atri Kalluri (CENSUS/ADDC FED)" <Phani-Kumar.Atri.Kalluri@census.gov>, "Sheila M Szanyi (CENSUS/DCEO FED)" <sheila.m.szanyi@census.gov>, "Francis C McPhillips (CENSUS/DCMD FED)" <Francis.C.McPhillips@census.gov>, "Deidre C Hicks (CENSUS/DCMD FED)" <Deidre.C.Hicks@census.gov>, "Barbara M LoPresti (CENSUS/DITD FED)" <Barbara.M.LoPresti@census.gov>, "Jennifer W Reichert (CENSUS/DCMD FED)" <Jennifer.W.Reichert@census.gov>, "Suzanne Fratino (CENSUS/DCMD FED)" <Suzanne.Fratino@census.gov>, "Michael Bentley (CENSUS/DSSD FED)" <Michael.Bentley@census.gov>, "Sarah Konya (CENSUS/DSSD FED)" <Sarah.Konya@census.gov>, "James B Treat (CENSUS/DEPDIR FED)" <James.B.Treat@census.gov>, "Paul Krutsch (CENSUS/DCMD FED)" <paul.krutsch@census.gov>, "Jennifer Shopkorn (CENSUS/ADCOM FED)" <jennifer.shopkorn@census.gov>, "Luis J Cano (CENSUS/DCEO FED)" <luis.j.cano@census.gov>, "Maryann M Chapin (CENSUS/ADDC FED)" <Maryann.M.Chapin@census.gov>, "Burton H Reist (CENSUS/ADCOM FED)" <burton.h.reist@census.gov>, "Jeffrey L Bryant (CENSUS/NPC FED)" <jeffrey.l.bryant@census.gov>, "Tamara S Adams (CENSUS/ADDC FED)" <Tamara.S.Adams@census.gov>, "Earl J Letourneau (CENSUS/DSSD FED)" <Earl.J.Letourneau@census.gov>, "Patrick J Cantwell (CENSUS/DSSD FED)" <Patrick.J.Cantwell@census.gov>, "Kristen A Hearn (CENSUS/DCMD FED)" <kristen.a.hearns@census.gov>, "Stephen L Buckner (CENSUS/ADCOM FED)" <Stephen.L.Buckner@census.gov>, "Michael C Cook (CENSUS/PIO FED)" <Michael.C.Cook@census.gov>, "Christine E Taylor (CENSUS/PIO FED)" <christine.e.taylor@census.gov>, "Christopher M Denno (CENSUS/ADDC FED)" <christopher.m.denno@census.gov>, "Christopher J Stanley (CENSUS/OCIA FED)" <christopher.j.stanley@census.gov>, "Steven Dillingham (CENSUS/DEPDIR FED)" <steven.dillingham@census.gov>, "Steven K Smith (CENSUS/DEPDIR FED)" <steven.k.smith@census.gov>, "Michael John Sprung (CENSUS/DEPDIR FED)" <michael.j.sprung@census.gov>, "James T Christy (CENSUS/LA FED)" <James.T.Christy@census.gov>, "Nathaniel Cogley (CENSUS/DEPDIR FED)" <nathaniel.cogley@census.gov>, "Adam Michael Korzeniewski (CENSUS/DEPDIR FED)"

<adam.m.korzeniewski@census.gov>

**Subject: Daily Self-Response Metrics 8.10.20**

Good Morning,

Attached are today's daily self-response metrics. Please let me know if you have any questions.

Thanks.

**Christopher Denno**, Special Assistant

Decennial Census Programs

U.S. Census Bureau

Room **b(6)** | Office: 301.763.4092 | Mobile: **b(6)**

[census.gov](https://www.census.gov) | [@censusbureau](https://twitter.com/censusbureau)

**Shape your future. START HERE > [2020census.gov](https://2020census.gov)**

Date: August 10, 2020

Self-Response Mode		
	Prior Day	Today
Mode	8/9/20	8/10/20
Internet	80,451,460	80,528,020
Paper	13,910,895	13,910,895
Phone	1,495,147	1,498,304
<b>Total Responses All Modes</b>	<b>95,857,502</b>	<b>95,937,219</b>

Paper Response Activity		
Unprocessed Paper Responses	4,263,432	4,264,982
Processed Paper Responses	13,910,895	13,910,895
<b>Total Paper Responses</b>	<b>18,174,327</b>	<b>18,175,877</b>

CQA Call Activity		
Daily Inbound Call Volume	10,937,175	10,953,753
Total Calls Offered to CSRs	3,748,274	3,756,116
Total Phone Responses	1,495,147	1,498,304

### State by State Response Rates

State	Actual	2010 Rate (start of NRFU)	2010 Rate (Final)
U.S. Total	63.3%	63.5%	66.5%
Minnesota	72.5%	71.6%	74.1%
Wisconsin	69.8%	71.2%	73.5%
Washington	69.2%	63.7%	67.2%
Nebraska	69.0%	68.8%	71.1%
Iowa	69.0%	71.0%	73.0%
Michigan	69.0%	65.4%	67.7%
Illinois	68.2%	67.7%	70.5%
Virginia	68.0%	65.2%	69.0%
Idaho	67.8%	64.6%	67.1%
Indiana	67.6%	67.0%	69.6%
Ohio	67.6%	66.2%	69.0%
Maryland	67.5%	66.5%	69.5%
Utah	67.5%	65.4%	68.6%
Kansas	67.3%	67.4%	70.0%
Connecticut	67.2%	66.3%	69.5%
Colorado	66.6%	64.4%	67.2%
Pennsylvania	66.3%	67.8%	70.2%
Kentucky	66.1%	63.0%	65.7%
Oregon	65.8%	63.9%	66.9%
Massachusetts	65.5%	65.6%	68.8%
New Jersey	65.2%	64.4%	67.6%
California	64.7%	64.7%	68.3%
South Dakota	64.4%	65.0%	67.1%
Missouri	63.4%	65.3%	67.5%
New Hampshire	63.2%	61.5%	64.4%
North Dakota	62.8%	66.8%	68.8%

State	Actual	2010 Rate (start of NRFU)	2010 Rate (Final)
Tennessee	62.6%	63.8%	67.1%
Nevada	62.4%	58.7%	61.4%
Rhode Island	61.0%	62.8%	65.7%
Delaware	60.9%	60.8%	64.1%
Alabama	60.8%	59.5%	62.5%
Florida	60.2%	59.6%	63.0%
Hawaii	60.0%	60.7%	64.1%
Arizona	60.0%	58.5%	61.3%
District of Columbia	59.7%	62.2%	66.0%
North Carolina	59.4%	62.1%	64.8%
New York	59.1%	61.3%	64.6%
Georgia	59.0%	59.5%	62.5%
Texas	58.3%	60.3%	64.4%
Mississippi	58.0%	58.1%	61.3%
Oklahoma	57.9%	58.9%	62.3%
Arkansas	57.9%	59.5%	62.3%
Wyoming	57.6%	61.1%	63.4%
South Carolina	57.5%	62.2%	64.7%
Louisiana	57.4%	57.9%	61.0%
Montana	56.9%	62.3%	64.6%
Vermont	56.9%	58.1%	60.3%
Maine	55.6%	55.3%	57.4%
West Virginia	54.9%	56.8%	59.1%
New Mexico	53.5%	56.9%	60.0%
Alaska	50.0%	51.6%	55.6%
Puerto Rico	28.8%	51.2%	53.8%

INTERNAL - FOR OFFICIAL USE ONLY

---

**From:** Martin, Nicole (Federal) [NMartin1@doc.gov]  
**Sent:** 8/11/2020 12:47:31 PM  
**To:** Dillingham, Steven [steven.dillingham@census.gov]; Jarmin, Ron S [ron.s.jarmin@census.gov]; Lamas, Enrique [enrique.lamas@census.gov]; Fontenot, Albert E [albert.e.fontenot@census.gov]; Jones, Christa D [christa.d.jones@census.gov]; Walsh, Michael (Federal) [MWalsh@doc.gov]; Cannon, Michael (Federal) [MCannon@doc.gov]; Treat, James B [james.b.treat@census.gov]; Thieme, Michael T [michael.t.thieme@census.gov]; Smith, Steven K [steven.k.smith@census.gov]; Stempowski, Deborah M [deborah.m.stempowski@census.gov]; Taylor, Benjamin K [benjamin.k.taylor@census.gov]; Preston, Robert (Federal) [RPreston@doc.gov]; david.r.ziaya [david.r.ziaya@census.gov]; Lane, Jennifer (Federal) [JLane@doc.gov]; Davis, Caitlin (Federal) [CDavis4@doc.gov]; Sprung, Michael J [michael.j.sprung@census.gov]; Ding, Michael (Federal) [MDing@doc.gov]; Blair, Robert (Federal) [RBlair@doc.gov]; Ahmad, Ali M [ali.m.ahmad@census.gov]; Burris, Meghan (Federal) [MBurris@doc.gov]; Rockas, James (Federal) [JRockas@doc.gov]; Risko, Daniel (Federal) [DRisko@doc.gov]; Korzeniewski, Adam M [adam.m.korzeniewski@census.gov]; Paranzino, Anthony (Federal) [AParanzino@doc.gov]; Page, Benjamin J [benjamin.j.page@census.gov]; Olson, Timothy P [timothy.p.olson@census.gov]; Christy, James T [james.t.christy@census.gov]; Cogley, Nathaniel [nathaniel.cogley@census.gov]  
**CC:** Langdon, David (Federal) [DLangdon@doc.gov]; Bingham, Vicki [Vicki.Bingham@bea.gov]; Foti, Anthony (Federal) [AFoti@doc.gov]; Wyvill, Robin L [robin.l.wyvill@census.gov]; Becker Medina, Erika H [erika.h.becker.medina@census.gov]; Olson, Stephanie (Federal) [SOlson@doc.gov]; Boney, Virginia (Federal) [VBoney@doc.gov]; Preskenis, Kevin (Federal) [KPreskenis@doc.gov]; Gilman, Thomas (Federal) [TGilman@doc.gov]; Keller, Catherine (Federal) [CKeller@doc.gov]; Goudarzi, Talat (Federal) [TGoudarzi@doc.gov]; Barranca, Steven (Federal) [SBarranca1@doc.gov]; Schedule, Secretary's [b(6)]@doc.gov  
**Subject:** SMDC Follow Up  
**Attachments:** 2020 Census Program Update 08112020.pdf  
**Importance:** High

Hi all,

Attached is the deck we received from census for today's call.

Best,  
Nicole

**Nicole Martin**  
Office of the Deputy Secretary  
[NMartin1@doc.gov](mailto:NMartin1@doc.gov)  
O: 202-482-0504  
C: [b(6)]

# Status Reporting: Nonresponse Followup for the 2020 Decennial Census

Periodic Reporting: August 11, 2020

# Periodic Performance Management Reports

## 2020 Census: Nonresponse Followup At A Glance – August 11, 2020

### General:

Self-Response Rate: 63.4%

248 Offices Operational as of 08/09/20

#### Timing:

- Days in Operation: 77
- Days Elapsed: 26
- Days Remaining: 51

Boise ACO: 62.25% complete with NRFU

### Progress:

Current Workload: 61,062,489

Completed Cases: 7,413,088 (12.1%)

Planned Completed Cases: 3,302,751 (5.41%)

Remaining Workload: 53,649,401

#### Enumerator Productivity:

Hours per week for last week for Cycle 1a: 19.9

Hours per week for last week for Cycles 1a and 1b: 17.1

Average Cases Completed Per Hour: 2.57

Planned Cases Completed Per Hour: 1.5

### Staffing:

- Selections: 958,850
- Invited to Training: 450,406
- Completed Training: 216,294
- Currently in Training: 90,215
- Active: 125,793
- Expected Replacement Training: 61,258

### Calculated Staff Needs:

- Remaining workload: 53,649,401 cases
- Remaining weeks: 7
- Average cases per week: 7,664,200
- Average cases per hour: 1.5
- Needed hours per week: 5,109,467
- Average enumerator hours per week: 19
- Required average enumerators 268,919 To complete by 9/30
- Required average enumerators 201,689 (assuming 2 cases/hour)

### Contingency Budget:

- Contingency Available (as of 3/14/20): \$2,030 M
- Expected Contingency Uses for COVID-19: \$1,106 M
- Contingency Approvals (through 7/31): \$934 M
- Remaining Contingency: (through 7/31): \$924 M

	Planned	Actual
Overtime	\$100M	
Enumerator Awards	\$300M	
Other	\$302 M	

# Periodic Performance Management Reports

## 2020 Census: Nonresponse Followup Progress and Cost

Status:

● On Track

Data current as of:

August 11, 2020

Start Date:

July 16, 2020

Completion Date:

September 30, 2020

Notes:

Current workload  
reflects all case types.

Cases Completed by Telephone:

xxx

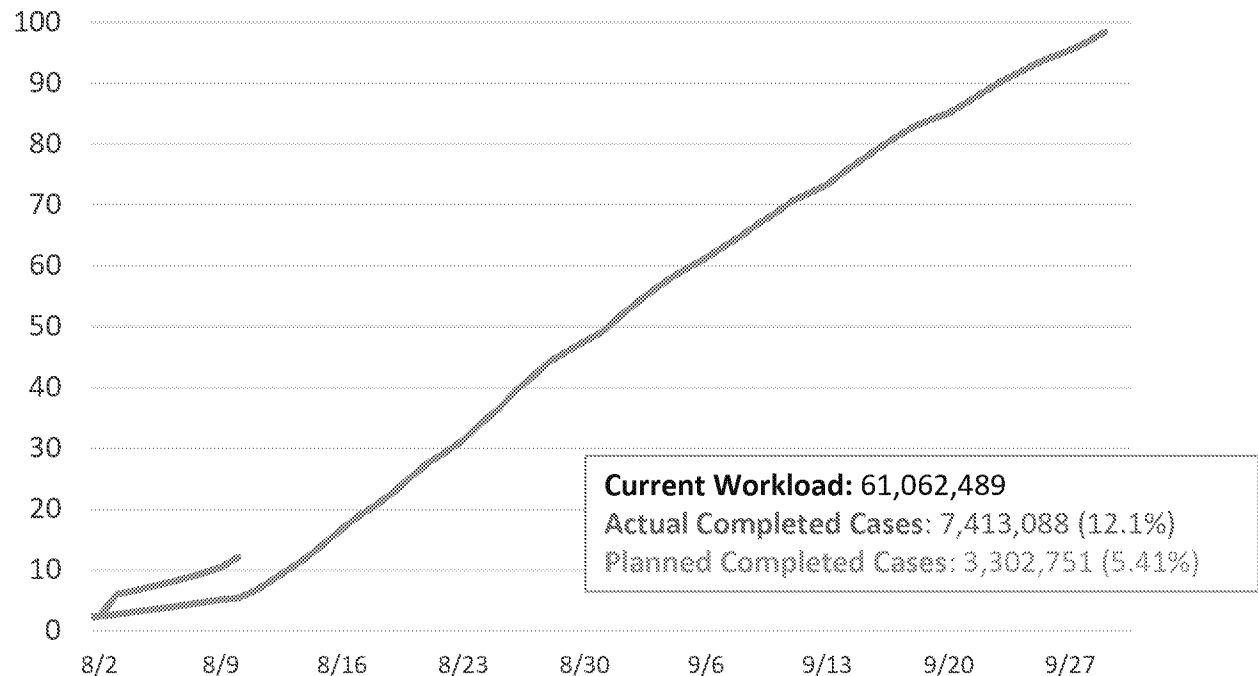
Cases Completed by Self-Response:

2,897,595 (39.1 of completed cases)

Remaining Workload:

53,649,401 cases

### Case Progress for Field Enumeration





# Periodic Performance Management Reports

## 2020 Census: Nonresponse Followup Enumerator Staffing

Status:

● Completed

Data current as of:  
August 11, 2020

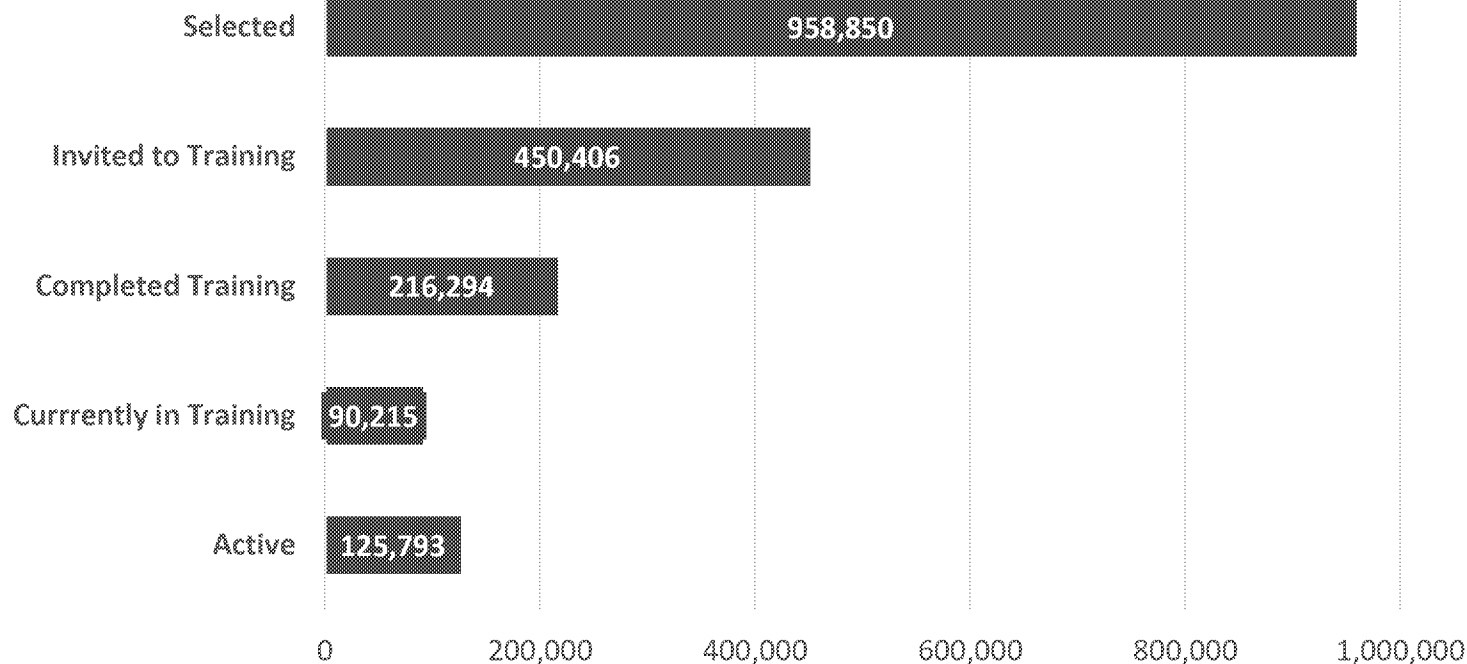
Completion Date:  
September 30, 2020

Notes:

Enumerator Training No  
Show Rate: 33%

Expected Replacement  
Training: 61,258

### Nonresponse Followup Onboarding Status



# Periodic Performance Management Reports

## 2020 Census: Nonresponse Followup Progress and Cost

Status:

● On Track

Data current as of:

August 11, 2020

Start Date:

July 16, 2020

Completion Date:

September 30, 2020

Notes:

Current workload reflects all case types. Costs include training and production costs for NRFU Enumerators and CFS.

Cases Completed by Telephone:

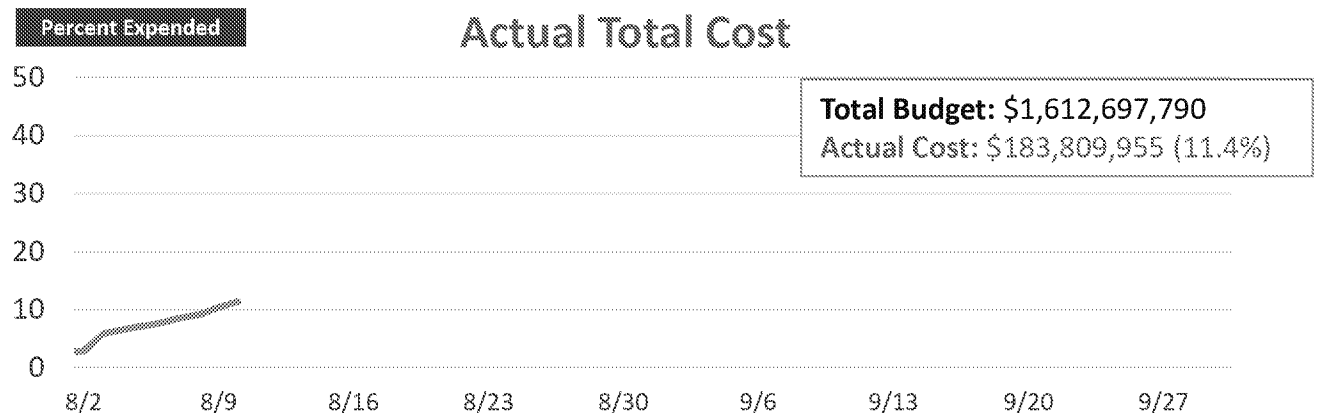
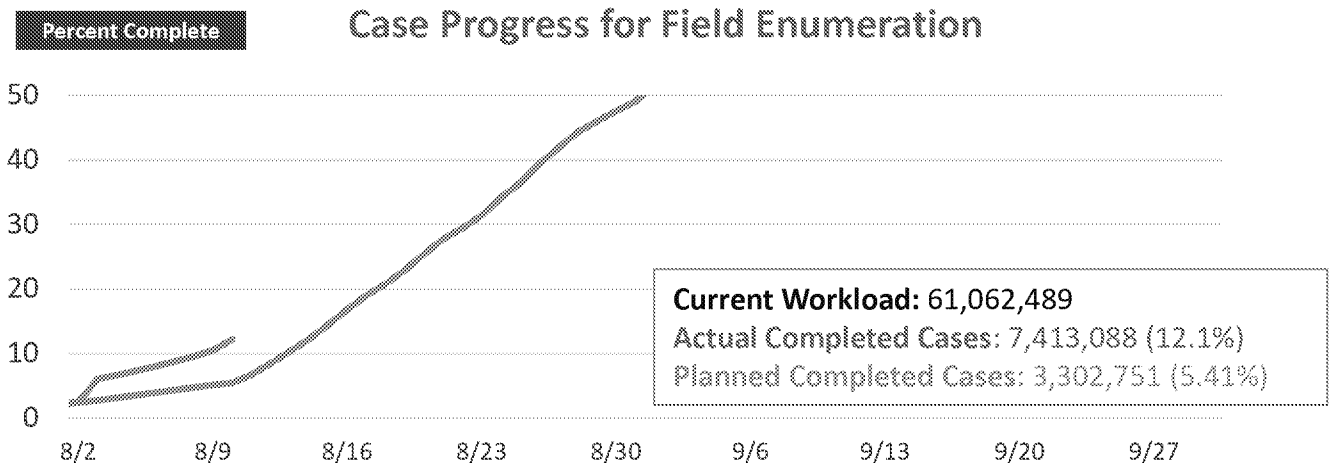
xxx

Cases Completed by Self-Response:

2,897,595 (39.1% of completed cases)

Remaining Workload:

53,649,401 cases



Source: MOJO Hermes

# Periodic Performance Management Reports

## 2020 Census: Nonresponse Followup Enumerator Productivity Curve

Status:

● On Track

Data current as of:

August 11, 2020

Start Date:

July 16, 2020

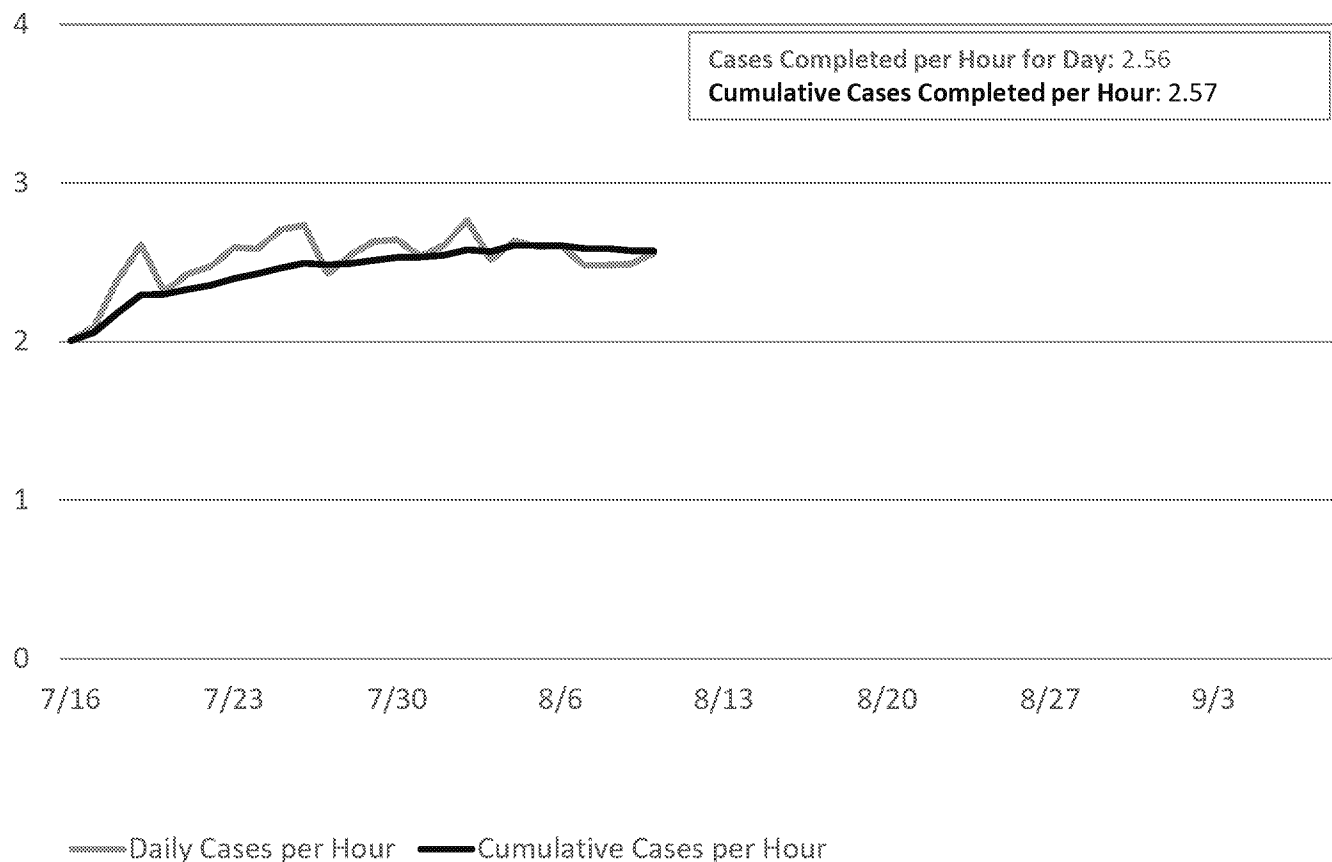
Completion Date:

September 30, 2020

### Notes:

Cases per hour include cases that were resolved by enumeration, administrative records, or self-response.

Productivity (Cases per Hour) for the NRFU Operation by Day



# Periodic Performance Management Reports

## 2020 Census: Completion Status by State

Source: Census Data Lake, Unified Tracking System  
Data Current as of: August 11, 2020

State	Total Housing Units	HUs that Self-Responded	Percent of HUs that Self-Responded	HUs in NRFU Workload	HUs Resolved in NRFU Workload	% HUs Enumerated Prior Week	% HUs Enumerated Current Week	Weekly Change
U.S. Total	149,451,787	94,059,682	63.4%	56,338,882	3,976,713			
Alabama	2,527,345	1,519,772	60.9%	1,039,381	17,260			
Alaska	353,256	190,144	50.1%	161,016	6,392			
Arizona	3,281,923	1,934,675	60.0%	1,331,815	19,764			
Arkansas	1,549,234	891,422	57.9%	675,653	17,289			
California	15,245,257	9,807,645	64.8%	5,534,820	276,778			
Colorado	2,631,829	1,736,303	66.7%	927,566	93,558			
Connecticut	1,584,723	1,061,531	67.2%	531,906	100,709			
Delaware	465,813	282,631	60.9%	185,796	7,402			
District of Columbia	383,930	224,122	59.7%	160,567	10,374			
Florida	10,349,561	6,191,641	60.3%	4,173,932	39,371			
Georgia	4,838,677	2,839,369	59.1%	2,020,783	35,588			
Hawaii	590,933	352,049	60.1%	250,869	58,319			
Idaho	797,173	536,548	67.9%	275,176	162,929			
Illinois	5,662,127	3,857,366	68.3%	1,830,703	313,002			
Indiana	3,078,152	2,076,732	67.6%	1,016,775	151,416			
Iowa	1,493,386	1,024,574	69.0%	472,011	404			
Kansas	1,348,306	903,943	67.4%	456,553	121,775			
Kentucky	2,123,284	1,398,710	66.1%	759,045	17,630			
Louisiana	2,270,901	1,298,515	57.4%	988,644	96,985			
Maine	775,198	432,073	55.7%	369,191	141,608			
Maryland	2,628,633	1,769,983	67.6%	869,269	136,852			
Massachusetts	3,180,042	2,067,442	65.6%	1,126,483	137,039			
Michigan	4,809,743	3,306,320	69.0%	1,532,201	9,594			
Minnesota	2,593,903	1,868,935	72.6%	738,538	25,480			
Mississippi	1,456,245	841,449	58.0%	630,515	12,650			
Missouri	3,084,814	1,943,434	63.4%	1,171,574	207,374			

# Periodic Performance Management Reports

## 2020 Census: Completion Status by State cont'd

Source: Census Data Lake, Unified Tracking System  
Data Current as of: August 11, 2020

State	Total Housing Units	HUs that Self-Responded	Percent of HUs that Self-Responded	HUs in NRFU Workload	HUs Resolved in NRFU Workload	% HUs Enumerated Prior Week	% HUs Enumerated Current Week	Weekly Change
Montana	590,085	333,961	57.0%	244,961	1,854			
Nebraska	885,900	609,516	69.1%	281,601	3,014			
Nevada	1,332,741	825,430	62.5%	510,136	7,071			
New Hampshire	665,243	418,872	63.2%	256,609	2,520			
New Jersey	3,878,829	2,519,492	65.3%	1,370,908	45,150			
New Mexico	1,050,000	559,979	53.6%	500,351	6,876			
New York	9,102,721	5,339,671	59.1%	3,782,526	110,862			
North Carolina	5,072,864	2,990,436	59.4%	2,120,179	26,559			
North Dakota	406,792	253,219	62.8%	158,585	25,811			
Ohio	5,510,614	3,712,030	67.6%	1,823,050	98,825			
Oklahoma	1,906,793	1,097,629	58.0%	833,322	105,669			
Oregon	1,953,407	1,277,967	65.8%	684,813	96,683			
Pennsylvania	6,028,442	3,986,865	66.4%	2,102,963	256,407			
Rhode Island	496,738	302,527	61.1%	195,391	4,023			
South Carolina	2,603,121	1,483,426	57.5%	1,129,297	11,167			
South Dakota	419,250	268,545	64.4%	155,216	2,920			
Tennessee	3,274,943	2,034,250	62.6%	1,275,984	46,876			
Texas	12,323,324	7,127,286	58.4%	5,321,931	270,786			
Utah	1,225,780	815,268	67.5%	403,285	10,454			
Vermont	355,276	201,263	56.9%	160,480	2,720			
Virginia	3,764,952	2,547,457	68.1%	1,248,238	103,158			
Washington	3,351,342	2,299,460	69.3%	1,077,416	249,909			
West Virginia	998,250	545,879	55.0%	455,495	209,629			
Wisconsin	2,856,097	1,983,168	69.8%	885,771	56,483			
Wyoming	293,895	168,758	57.7%	129,592	3,745			
Puerto Rico	1,778,233	516,165	29.0%	1,250,817	208,279			

# Periodic Performance Management Reports

## 2020 Census: Nonresponse Followup Budgetary Contingency Usage Status

Notional Contingency Waterfall for Estimated Revised NRFU		
(in millions of \$)		
	Plan	Actuals
<b>Contingency available on 3/14</b>	<b>\$ 2,030</b>	
<i>Risk Based Contingency</i>	<i>\$ 1,325</i>	
<i>Secretarial Contingency</i>	<i>\$ 705</i>	
<b>Expected Contingency Uses for COVID-19</b>	<b>\$ 1,106</b>	
<i>Actual COVID related approvals through 7/31</i>	<i>\$ 934</i>	
<i>Remaining Potential COVID approvals as of 7/31</i>	<i>\$ 172</i>	
<b>Remaining Original Contingency on 7/31</b>	<b>\$ 924</b>	
<b>Additional contingency from estimated operational variance</b>	<b>\$ 70</b>	
<b>Remaining Contingency before acceleration efforts</b>	<b>\$ 994</b>	
<b>Potential Costs to Ensure Operational Continuity and Accelerate NRFU</b>	<b>\$ 702</b>	
<i>Additional Mailing and Advertising</i>	<i>\$ 50</i>	
<i>Training of additional NRFU enumerators (previously approved)</i>	<i>\$ 64</i>	
<i>Replacement training of 150k enumerators</i>	<i>\$ 165</i>	
<i>Additional overtime for NRFU enumerators</i>	<i>\$ 100</i>	
<i>Weekly enumerator bonus for exceeding 25 hrs/wk (Up to 5x)</i>	<i>\$ 150</i>	
<i>Enumerator retention bonus for 3 weeks of acceptable work above 25 hrs/wk (Up to 2x)</i>	<i>\$ 150</i>	
<i>CFS retention bonus for 3 weeks of acceptable work (Up to 2x)</i>	<i>\$ 23</i>	
<b>Allowance for up to 10% increase in production hours due to unknown factors</b>	<b>\$ 106</b>	
<b>Remaining Contingency for Unknowns</b>	<b>\$ 187</b>	

# Appendix

# Periodic Performance Management Reports

Release for August 10, 2020

Status	Report Title	Summary	Slide Number
	2020 Census: Self-Response of Housing Units	Self-Response to the 2020 Census is tracking within the projected range. The projected Self-Response rate has been revised to account for re-planned operational timing and a sixth mailing prior to the August 11 start of Nonresponse Followup.	12
	2020 Census: Self-Response of Housing Units by Response Mode	Internet response is exceeding expectations. The projected Self-Response rates by mode have been revised to account for re-planned operational timing and a sixth mailing prior to the August 11 start of Nonresponse Followup.	13
	2020 Census: Self-Response of Housing Units by State		14
	2020 Census: Questionnaire Assistance Inbound Calls	Inbound call support continues. A return call option is available to callers who leave a message requesting this option.	15
	2020 Census: Partners & Participating Organizations	Progress to establish relationships with National and community organizations is ongoing. The number of partnering organizations at the national-level has grown to 1,033. The 2020 Census exposure at the local and community level continues; the number of active community partners is over 395,000. We have exceeded the 2010 Census numbers for both national and community partners.	16
	2020 Census: Integrated Communications Campaign Weekly Report Timeline	Steady progress continues on Integrated Communications Campaign efforts. The program is rapidly preparing new messages and delivery vehicles in light of the our current environment.	17
	2020 Census: Monthly FY 2020 Budget Execution Report	Fiscal Year 2020 budget execution is managing budget to address critical program needs.	18

## Legend

Not Applicable

Completed

On Track

Management Focus

Requires Attention



# Periodic Performance Management Reports

## 2020 Census: Self-Response of Housing Units

Status:

● On Track

Data current as of:

August 11, 2020

Start Date:

March 12, 2020

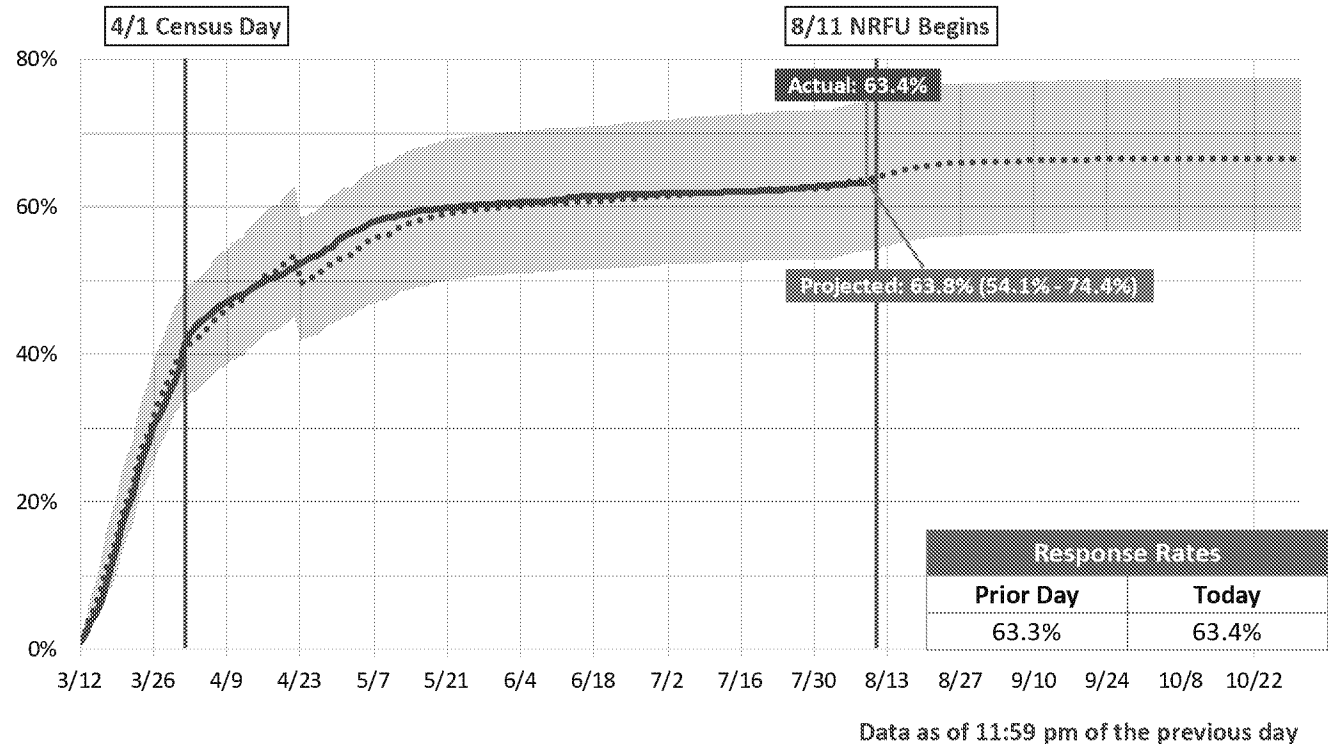
Completion Date:

October 31, 2020\*

### Notes:

- As of April 22, the projected Self-Response rate has been revised to account for re-planned operational timing and a sixth mailing prior to the August 11 start of Nonresponse Followup.
- Response rates reflect responses from Self-Response and Update Leave.
- \* Internet, Paper, and Phone response options remain available throughout the data collection timeframe to offer maximum flexibility for respondents.

### Actual vs. Projected Self-Response Rates



### Legend

Actual Self-Response Rate	—————
Projected Self-Response Rate	*****
Lower & Upper Bound	—————

Source: Census Data Lake & Decennial Statistical Studies Division

# Periodic Performance Management Reports

## 2020 Census: Self-Response of Housing Units by Response Mode

Status:

○ Management Focus

Data current as of:

August 11, 2020

Start Date:

March 12, 2020

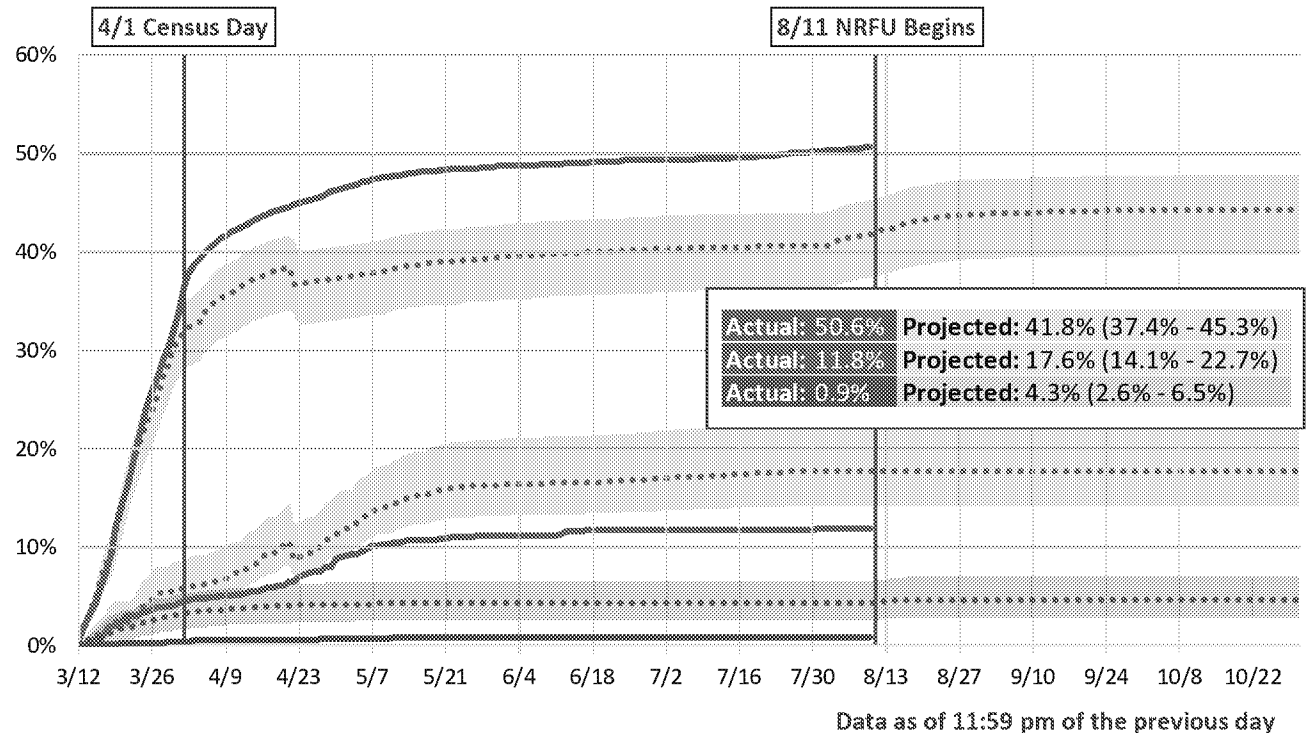
Completion Date:

October 31, 2020\*

Notes:

- As of April 22, the projected Self-Response rates have been revised to account for re-planned operational timing and a sixth mailing prior to the August 11 start of Nonresponse Followup.
- The paper counts include inbound mail.
- \* Internet, Paper, and Phone response options remain available throughout the data collection timeframe to offer maximum flexibility for respondents.

Actual vs. Projected Self-Response Rates by Mode



Legend

	Internet	Paper	Phone
Actual Self-Response Rate	—————	—————	—————
Projected Self-Response Rate	*****	*****	*****
Lower & Upper Bound			

# Periodic Performance Management Reports

## 2020 Census: Self-Response of Housing Units by State

Source: Decennial Statistical Studies Division

Data Current as of: August 11, 2020

State	Actual	2010 Rate (start of NRFU)	2010 Rate (Final)
<b>U.S. Total</b>	<b>63.4%</b>	<b>63.5%</b>	<b>66.5%</b>
Minnesota	72.6%	71.6%	74.1%
Wisconsin	69.8%	71.2%	73.5%
Washington	69.3%	63.7%	67.2%
Nebraska	69.1%	68.8%	71.1%
Michigan	69.0%	65.4%	67.7%
Iowa	69.0%	71.0%	73.0%
Illinois	68.3%	67.7%	70.5%
Virginia	68.1%	66.2%	69.0%
Idaho	67.9%	64.6%	67.1%
Indiana	67.6%	67.0%	69.6%
Ohio	67.6%	66.2%	69.0%
Maryland	67.6%	66.5%	69.5%
Utah	67.5%	65.4%	68.6%
Kansas	67.4%	67.4%	70.0%
Connecticut	67.2%	66.3%	69.5%
Colorado	66.7%	64.4%	67.2%
Pennsylvania	66.4%	67.8%	70.2%
Kentucky	66.1%	63.0%	65.7%
Oregon	65.8%	63.9%	66.9%
Massachusetts	65.6%	65.6%	68.8%
New Jersey	65.3%	64.4%	67.6%
California	64.8%	64.7%	68.2%
South Dakota	64.4%	65.0%	67.1%
Missouri	63.4%	65.3%	67.5%
New Hampshire	63.2%	61.5%	64.4%
North Dakota	62.8%	66.8%	68.8%

State	Actual	2010 Rate (start of NRFU)	2010 Rate (Final)
Tennessee	62.6%	63.8%	67.1%
Nevada	62.5%	58.7%	61.4%
Rhode Island	61.1%	62.8%	65.7%
Delaware	60.9%	60.8%	64.1%
Alabama	60.9%	59.5%	62.5%
Florida	60.3%	59.6%	63.0%
Hawaii	60.1%	60.7%	64.1%
Arizona	60.0%	58.5%	61.3%
District of Columbia	59.7%	62.2%	66.0%
North Carolina	59.4%	62.1%	64.8%
New York	59.1%	61.3%	64.6%
Georgia	59.1%	59.5%	62.5%
Texas	58.4%	60.3%	64.4%
Mississippi	58.0%	58.1%	61.3%
Oklahoma	58.0%	58.9%	62.3%
Arkansas	57.9%	59.5%	62.3%
Wyoming	57.7%	61.1%	63.4%
South Carolina	57.5%	62.2%	64.7%
Louisiana	57.4%	57.9%	61.0%
Montana	57.0%	62.3%	64.6%
Vermont	56.9%	58.1%	60.3%
Maine	55.7%	55.3%	57.4%
West Virginia	55.0%	56.8%	59.1%
New Mexico	53.6%	56.9%	60.0%
Alaska	50.1%	51.6%	55.6%
Puerto Rico	29.0%	51.2%	53.8%

Data as of 11:59 pm of the previous day

# Periodic Performance Management Reports

## 2020 Census: Questionnaire Assistance Inbound Calls

Status:

● On Track

Data current as of:  
August 8, 2020

Completion Date:  
October 31, 2020  
(pending contract MOD)

Notes:

To date, 21,186 callers have requested the callback option. These callbacks have resulted in 8,898 completed interviews and 3,891 callers being provided assistance.

Total Inbound Call Volume % (PTD)



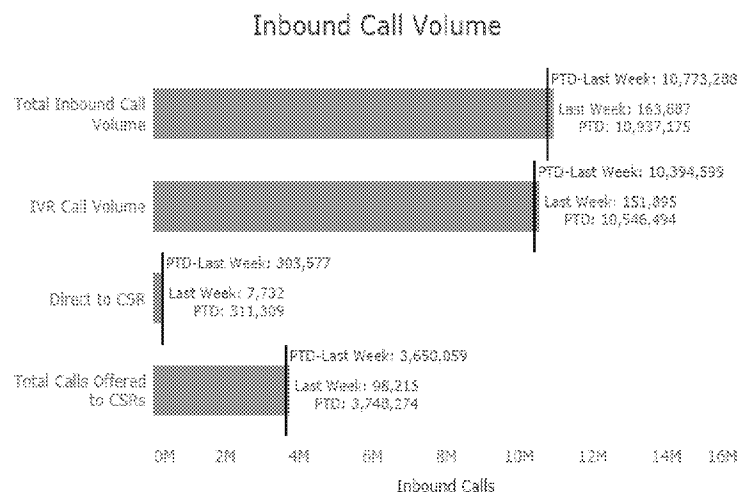
Language	Percentage
English	87.1%
Spanish	11.1%
TTY	0.7%
Vietnamese	0.2%
Chinese Mandarin	0.1%
All Other	0.7%

Key Performance Metrics (PTD)

	Planned	Actual
Total Inbound Call Volume	9,816,948	10,937,175
Deflection Rate	47.0%	65.9%
Service Level - 30 Seconds	80.0%	65.1%
Average Handle Time	9:04	9:26

Calls Offered to CSRs by Language

	7/26 - 8/1	8/2 - 8/8	PTD	PTD %
English	105,533	87,513	3,307,950	98.3%
English Puerto Rico	72	178	2,749	0.1%
Spanish	11,527	6,813	289,863	7.7%
Spanish Puerto Rico	1,666	2,246	36,146	1.0%
Chinese Mandarin	167	233	10,871	0.3%
Chinese Cantonese	258	206	9,497	0.3%
Vietnamese	106	126	13,009	0.3%
Korean	136	145	12,676	0.3%
Russian	69	84	6,690	0.2%
Arabic	32	38	4,061	0.1%
Tagalog	38	28	2,641	0.1%
Polish	26	23	2,411	0.1%
French	19	22	1,176	0.0%
Haitian Creole	35	38	2,571	0.1%
Portuguese	29	39	1,802	0.0%
Japanese	16	20	2,250	0.1%
TTY	157	358	37,164	1.0%
Group Quarters	107	105	4,747	0.1%
<b>Total</b>	<b>119,993</b>	<b>98,215</b>	<b>3,748,274</b>	<b>100.0%</b>



Source: Daily Briefing Deck: Census Questionnaire Assistance

# Periodic Performance Management Reports

## 2020 Census: Partners & Participating Organizations

Status:

● On Track

Data current as of:

August 6, 2020

Completion Date:

March 2020

Notes:

- 2010 Census: 256,000 regional partners and 856 national partnering organizations.
- We have exceeded the 2010 Census for both national and community partners.
- The National Partnership Program (NPP) met its 2020 Census goal the week of April 20 of securing 900 national participating organizations. NPP will continue to grow the number of national partners and engagements.

Participating Organizations by Sector		
Sector	National	Community
Nonprofit	382	72,141
Business	138	91,708
Chamber of Commerce/Trade or Professional Association	113	10,648
Education	103	84,555
Government	88	71,926
Faith-Based Organizations	65	40,873
Media	49	8,417
Healthcare	48	15,003
Technology	33	333
International Governmental/ Consulate/ Embassy	14	332
Grand Total	1,033	395,936

Participating Organizations by Audiences Served*		
Audiences Served	National	Community
Mass Appeal	443	233,836
Black/African American	94	17,991
Young Children	90	5,897
Hispanic/Latino	83	26,055
Rural	80	13,831
Asian	79	10,275
Native Hawaiian Pacific Islander	48	673
Veterans	41	3,290
Young and Mobile	40	7,444
LGBTQ	24	1,294
Individuals with Disabilities	24	3,197
Elderly	24	8,861
Persons Experiencing Homelessness and Highly Mobile	22	5,521
American Indian/ Alaskan Native	19	3,579
MENA	15	78

\*Participating organizations that serve more than one audience are tallied against multiple audiences served as appropriate, so the sum total is greater than the grand total shown.

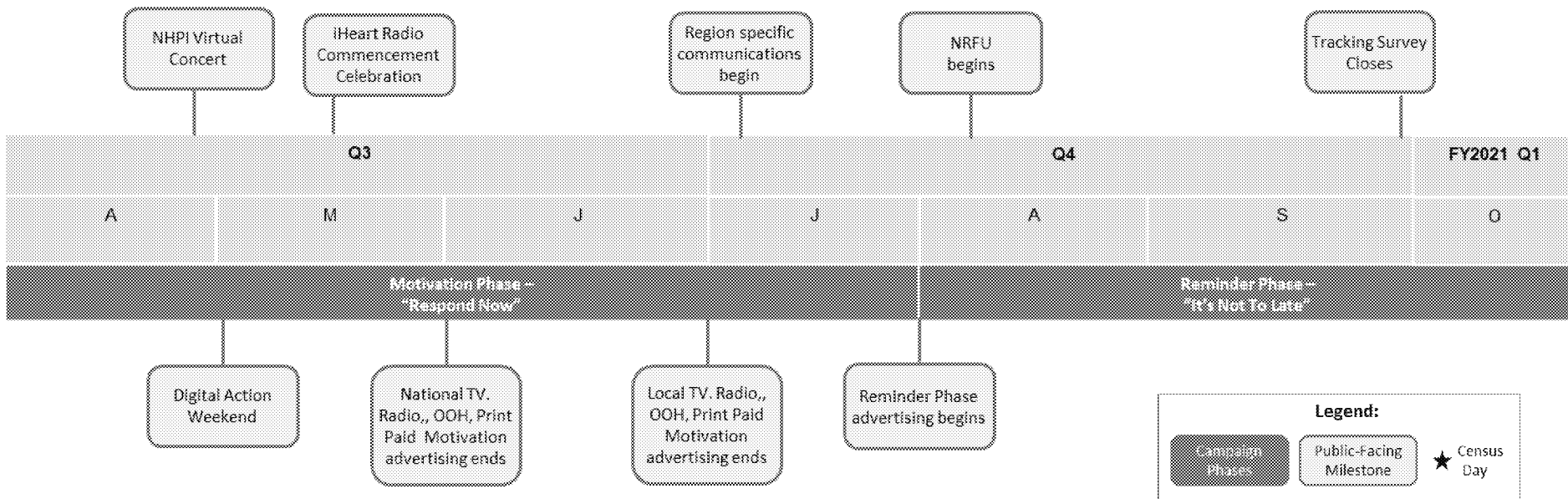
Completed Community Partnership Events: 426,885

# Periodic Performance Management Reports

## 2020 Census: Integrated Communications Campaign Weekly Report Timeline

Source: Integrated Partnerships and Communication

Data Current as of: August 6, 2020



### Significant Accomplishments

- Pre-Nonresponse Followup (NRFU) paid media at the local and national levels began on 8/3 and will run through 8/9.
- Diverse Mass and Hispanic Satellite and Radio Media Tours were held in the Los Angeles region on 8/4 and 8/5.
- Intergovernmental Affairs Staff attended and staffed a virtual exhibit booth at the virtual National Association of Latino Elected Officials' (NALEO) Annual Conference on 8/5-8/6.
- The email campaign to areas of low response continued this week with emails to the Atlanta, Denver, and Los Angeles regions.

# Periodic Performance Management Reports

## 2020 Census: Monthly FY 2020 Budget Execution Report

Status: ● On Track

Data current as of: June 30, 2020

Completion Date: September 30, 2020

Notes: The data are updated monthly following the financial close-out of the previous month, typically about five business days into the next month.

### FY 2020 Actual Budget Execution for the 2020 Census Program - Commitments and Obligations through 6/30/2020

\$ Amounts in Millions	IT	Non-IT	Total
Total Planned through June	\$1,719	\$4,971	\$6,690
Available contingency and additional appropriations through June	\$248	\$1,432	\$1,680
Planned Programmatic through June	\$1,471	\$3,539	\$5,010
Total Actual Commitments and Obligations through June	\$1,510	\$2,117	\$3,627
Unplanned commitments/obligations through June related to adjusted 2020 Census operations due to COVID-19 (risk-based contingency)	\$154	\$228	\$382
Actual Programmatic Commitments and Obligations through June	\$1,355	\$1,889	\$3,245
Total Plan Variance (\$/%)	\$209 (12.2%)	\$2,854 (57.4%)	\$3,063 (45.8%)
Remaining contingency and additional appropriations planned through June	\$94	\$1,203	\$1,297
Delayed Field Operation Spending through June	\$0.000	\$1,695	\$1,695
Non-Field Operational Programmatic Variance through June	\$116	(\$44)	\$71

#### High-Level Variance Explanations:

In light of the COVID-19 pandemic, the U.S. Census Bureau adjusted 2020 Census operations in order to protect the health and safety of the American public and Census Bureau employees, implement guidance from Federal, State, and local authorities regarding COVID-19, and ensure a complete and accurate count of all communities. These adjustments resulted in positive variances due to schedule adjustments, offset by additional obligations needed to support operational adjustments through the usage of available contingency funding. The total variance for the resources planned to be available through June is \$3.063 billion, or 46 percent. Below outlines the breakdown:

- The positive variance through June against the original plan in 2020 Census IT systems and operations is \$209 million, or 12 percent. This variance consists of relatively routine minor timing adjustments in contract actions and other IT purchases to later months in the fiscal year, totaling \$116 million. The remaining \$94 million represents a portion of contingency funding originally planned in April that has not yet needed to be obligated.
- The positive variance through June against the original plan in 2020 Census non-IT operations is \$2.854 billion, or 57 percent. This variance consists of \$1.695 billion delayed spending in the field operations as a result of schedule adjustments, and \$1.204 billion representing a portion of contingency and additional appropriations originally made available in spending plans in April that has not yet needed to be obligated. This variance is partially offset by a -\$44 million non-Field variance, primarily from a prior decision to increase funding above the original plan for the ICC contract to facilitate additional media purchases ahead of Census Day.
- While unused contingency contributes to the overall positive variance, this is a function of a budget decision last October to make all risk-based contingency available for peak operations. Decisions have been made to use risk-based contingency funds to support \$382 million in unplanned obligations or commitments through June as the result of the operational adjustments. The funds used to date include funding field staff salaries during to the suspension of field operations, IT purchases for additional devices and licenses, additional media purchases to encourage self response throughout the spring, and additional costs for the extension of the Fingerprint Contract and licenses as the result of the operational timing adjustments.

Source: Commerce Business Systems; Decennial Budget Integration Tool

---

**From:** Ali Mohammad Ahmad (CENSUS/ADCOM FED) [ali.m.ahmad@census.gov]  
**Sent:** 9/28/2020 12:30:54 PM  
**To:** Wilbur Ross [wlr@doc.gov]; Paranzino, Anthony (Federal) [AParanzino@doc.gov]; Davis, Caitlin (Federal) [CDavis4@doc.gov]; Jones, Christa D [christa.d.jones@census.gov]; Risko, Daniel (Federal) [DRisko@doc.gov]; Rockas, James (Federal) [JRockas@doc.gov]; Foti, Anthony (Federal) [AFoti@doc.gov]; Burris, Meghan (Federal) [MBurris@doc.gov]; Walsh, Michael (Federal) [MWalsh@doc.gov]; Martin, Nicole (Federal) [NMartin1@doc.gov]; Brebbia, Sean (Federal) [SBrebbia@doc.gov]; Barranca, Steven (Federal) [SBarranca1@doc.gov]; Kelley, Karen (Federal) [KKelley@doc.gov]; Brooke, Beatrice E. (Federal) [BBrooke1@doc.gov]  
**Subject:** Fwd: Daily HU Enumeration Progress and Self-Response Metrics 9.28.20  
**Attachments:** Housing Unit enumeration progress by state 9.28.20.pdf; ATT00001.htm; SR Daily Metrics 9.28.20.pdf; ATT00002.htm

Begin forwarded message:

**From:** "Christopher M Denno (CENSUS/ADDC FED)" <christopher.m.denno@census.gov>  
**Date:** September 28, 2020 at 12:27:28 PM EDT  
**To:** "Ron S Jarmin (CENSUS/DEPDIR FED)" <Ron.S.Jarmin@census.gov>, "Enrique Lamas (CENSUS/DEPDIR FED)" <Enrique.Lamas@census.gov>, "Albert E Fontenot (CENSUS/ADDC FED)" <Albert.E.Fontenot@census.gov>, "Christa D Jones (CENSUS/DEPDIR FED)" <Christa.D.Jones@census.gov>, "Ali Mohammad Ahmad (CENSUS/ADCOM FED)" <ali.m.ahmad@census.gov>, "Deborah Stempowski (CENSUS/DCMD FED)" <Deborah.M.Stempowski@census.gov>, "Michael T Thieme (CENSUS/ADDC FED)" <Michael.T.Thieme@census.gov>, "Kathleen M Styles (CENSUS/ADDC FED)" <kathleen.m.styles@census.gov>, "Alexa K Jones-Puthoff (CENSUS/DCMD FED)" <alexa.k.jones-puthoff@census.gov>, "Phani-Kumar Atri Kalluri (CENSUS/ADDC FED)" <Phani-Kumar.Atri.Kalluri@census.gov>, "Sheila M Szanyi (CENSUS/DCEO FED)" <sheila.m.szanyi@census.gov>, "Francis C McPhillips (CENSUS/DCMD FED)" <Francis.C.McPhillips@census.gov>, "Deidre C Hicks (CENSUS/DCMD FED)" <Deidre.C.Hicks@census.gov>, "Barbara M LoPresti (CENSUS/DITD FED)" <Barbara.M.LoPresti@census.gov>, "Jennifer W Reichert (CENSUS/DCMD FED)" <Jennifer.W.Reichert@census.gov>, "Suzanne Fratino (CENSUS/ADFO FED)" <Suzanne.Fratino@census.gov>, "Michael Bentley (CENSUS/DSSD FED)" <Michael.Bentley@census.gov>, "Sarah Konya (CENSUS/DSSD FED)" <Sarah.Konya@census.gov>, "James B Treat (CENSUS/DEPDIR FED)" <James.B.Treat@census.gov>, "Paul Krutsch (CENSUS/DCMD FED)" <paul.krutsch@census.gov>, "Jennifer Shopkorn (CENSUS/ADCOM FED)" <jennifer.shopkorn@census.gov>, "Luis J Cano (CENSUS/DCEO FED)" <luis.j.cano@census.gov>, "Maryann M Chapin (CENSUS/ADDC FED)" <Maryann.M.Chapin@census.gov>, "Burton H Reist (CENSUS/ADCOM FED)" <burton.h.reist@census.gov>, "Jeffrey L Bryant (CENSUS/NPC FED)" <jeffrey.l.bryant@census.gov>, "Tamara S Adams (CENSUS/ADRM FED)" <Tamara.S.Adams@census.gov>, "Earl J Letourneau (CENSUS/DSSD FED)" <Earl.J.Letourneau@census.gov>, "Patrick J Cantwell (CENSUS/DSSD FED)" <Patrick.J.Cantwell@census.gov>, "Kristen A Hearn (CENSUS/DCMD FED)" <kristen.a.hearns@census.gov>, "Stephen L Buckner (CENSUS/ADCOM FED)" <Stephen.L.Buckner@census.gov>, "Michael C Cook (CENSUS/PIO FED)" <Michael.C.Cook@census.gov>, "Christine E Taylor (CENSUS/PIO FED)" <christine.e.taylor@census.gov>, "Christopher M Denno (CENSUS/ADDC FED)" <christopher.m.denno@census.gov>, "Christopher J Stanley (CENSUS/OCIA FED)" <christopher.j.stanley@census.gov>, "Steven Dillingham (CENSUS/DEPDIR FED)" <steven.dillingham@census.gov>, "Steven K Smith (CENSUS/DEPDIR FED)" <steven.k.smith@census.gov>, "Michael John Sprung (CENSUS/DEPDIR FED)" <michael.j.sprung@census.gov>, "James T Christy (CENSUS/LA FED)" <James.T.Christy@census.gov>, "Nathaniel Cogley (CENSUS/DEPDIR FED)"



<nathaniel.cogley@census.gov>, "Adam Michael Korzeniewski (CENSUS/DEPDIR FED)"  
<adam.m.korzeniewski@census.gov>, "Dominic R Beamer (CENSUS/DCMD FED)"  
<dominic.r.beamer@census.gov>, "Dale C Kelly (CENSUS/FLD FED)" <Dale.C.Kelly@census.gov>,  
"Timothy P Olson (CENSUS/ADFO FED)" <Timothy.P.Olson@census.gov>, "Benjamin J Page  
(CENSUS/CFO FED)" <benjamin.j.page@census.gov>, "Victoria Velkoff (CENSUS/ADDP FED)"  
<Victoria.A.Velkoff@census.gov>, "Jennifer M Ortman (CENSUS/ACSO FED)"  
<Jennifer.M.Ortman@census.gov>, "John Maron Abowd (CENSUS/ADRM FED)"  
<john.maron.abowd@census.gov>, "Melissa L Creech (CENSUS/PCO FED)"  
<Melissa.L.Creech@census.gov>, "Tasha R Boone (CENSUS/DEPDIR FED)" <Tasha.R.Boone@census.gov>,  
"Caryn M Tate (CENSUS/DEPDIR FED)" <caryn.m.tate@census.gov>, "Kevin Smith (CENSUS/CIO FED)"  
<kevin.b.smith@census.gov>, "Danah Michele Boyd (CENSUS/CED CTR)" <danah.m.boyd@census.gov>,  
"Laura K Furgione (CENSUS/CAO FED)" <laura.furgione@census.gov>  
**Subject: Daily HU Enumeration Progress and Self-Response Metrics 9.28.20**

Good Afternoon,

Attached are both of today's reports, the daily self-response metrics as well as the daily housing unit enumeration progress by state. Please let me know if you have any questions.

**Christopher Denno**, Special Assistant

Decennial Census Programs

U.S. Census Bureau

Room: **b(6)** Office: 301.763.4092 | Mobile: **b(6)**

[census.gov](https://www.census.gov) | [@censusbureau](https://twitter.com/censusbureau)

**Shape your future. START HERE > [2020census.gov](https://2020census.gov)**

Date: September 28, 2020

U.S. Totals		
	Prior Day	Today
	9/27/20	9/28/20
Percent of HUs that Self-Responded	66.4%	66.4%
Percent of HUs Enumerated in NRFU	31.3%	31.5%
Percent of HUs Enumerated	97.7%	97.9%
Daily Change	0.3%	

## 2020 Census HU Enumeration Progress by State

State*	% HUs that Self-Responded	% HUs Enumerated in NRFU	% HUs Enumerated Current Day	% HUs Enumerated Prior Day	Daily Change
<b>U.S. Total</b>	<b>66.4%</b>	<b>31.5%</b>	<b>97.9%</b>	<b>97.7%</b>	<b>0.3%</b>
Alabama	63.0%	30.0%	93.0%	92.5%	0.6%
Alaska	54.1%	45.3%	99.4%	99.1%	0.3%
Arizona	63.5%	32.9%	96.4%	95.9%	0.5%
Arkansas	60.3%	39.3%	99.6%	99.4%	0.2%
California	68.9%	29.8%	98.7%	98.4%	0.2%
Colorado	69.5%	27.9%	97.5%	97.2%	0.3%
Connecticut	70.3%	29.1%	99.4%	99.3%	0.1%
Delaware	64.3%	33.4%	97.7%	97.4%	0.4%
District of Columbia	63.0%	33.9%	96.9%	96.6%	0.3%
Florida	63.2%	33.4%	96.6%	96.2%	0.4%
Georgia	62.1%	33.4%	95.5%	95.0%	0.4%
Hawaii	62.7%	37.1%	99.8%	99.8%	0.0%
Idaho	69.1%	30.7%	99.8%	99.8%	0.0%
Illinois	70.8%	27.8%	98.7%	98.5%	0.2%
Indiana	70.0%	29.5%	99.5%	99.4%	0.0%
Iowa	71.1%	26.8%	97.9%	97.6%	0.3%
Kansas	69.4%	30.0%	99.4%	99.4%	0.1%
Kentucky	67.9%	29.1%	97.0%	96.6%	0.4%
Louisiana	59.7%	34.6%	94.3%	93.8%	0.5%
Maine	57.3%	41.8%	99.7%	99.7%	0.0%
Maryland	70.6%	28.0%	98.6%	98.4%	0.2%
Massachusetts	68.8%	29.8%	98.7%	98.5%	0.2%
Michigan	71.0%	27.3%	98.2%	98.0%	0.2%
Minnesota	74.8%	24.3%	99.1%	99.0%	0.1%
Mississippi	59.9%	35.1%	94.9%	94.5%	0.6%
Missouri	65.5%	33.2%	98.7%	98.6%	0.1%

State*	% HUs that Self-Responded	% HUs Enumerated in NRFU	% HUs Enumerated Current Day	% HUs Enumerated Prior Day	Daily Change
Montana	59.9%	34.8%	94.7%	94.1%	0.6%
Nebraska	71.6%	27.2%	98.8%	98.6%	0.2%
Nevada	66.1%	32.2%	98.3%	98.0%	0.3%
New Hampshire	66.6%	32.7%	99.3%	99.1%	0.1%
New Jersey	68.8%	29.8%	98.6%	98.3%	0.3%
New Mexico	57.9%	38.2%	96.1%	95.4%	0.7%
New York	63.4%	35.0%	98.4%	98.2%	0.2%
North Carolina	62.7%	33.5%	96.2%	95.7%	0.4%
North Dakota	64.9%	34.0%	98.9%	98.8%	0.1%
Ohio	70.3%	28.4%	98.7%	98.5%	0.2%
Oklahoma	60.6%	36.7%	97.2%	96.8%	0.4%
Oregon	68.8%	29.8%	98.5%	98.4%	0.2%
Pennsylvania	69.0%	29.4%	98.4%	98.3%	0.2%
Rhode Island	64.9%	34.0%	98.8%	98.7%	0.2%
South Carolina	60.4%	34.5%	94.9%	94.4%	0.4%
South Dakota	67.0%	30.0%	97.0%	96.8%	0.2%
Tennessee	65.6%	32.5%	98.1%	97.9%	0.2%
Texas	62.1%	36.4%	98.5%	98.2%	0.3%
Utah	70.6%	28.7%	99.3%	99.2%	0.1%
Vermont	60.1%	39.5%	99.6%	99.5%	0.0%
Virginia	70.9%	27.3%	98.2%	97.9%	0.3%
Washington	72.0%	27.4%	99.4%	99.3%	0.1%
West Virginia	56.0%	43.9%	99.9%	99.9%	0.0%
Wisconsin	71.9%	27.3%	99.2%	99.2%	0.1%
Wyoming	60.7%	37.2%	97.9%	97.7%	0.2%
Puerto Rico	34.9%	64.9%	99.8%	99.6%	0.1%

Note: Percentages may not sum due to rounding. A limited number of areas were part of the NRFU "soft launch" beginning July 16 and could have higher completion rates due to more time in the field. Percentages for the U.S. Total do not include housing units in Puerto Rico.

Pre-decisional - Internal Only - Not for Public Distribution

Date: September 28, 2020

Self-Response Mode		
	Prior Day	Today
Mode	9/27/20	9/28/20
Internet	85,401,824	85,457,010
Paper	18,520,285	18,521,753
Phone	1,990,294	1,993,193
<b>Total Responses All Modes</b>	<b>105,912,403</b>	<b>105,971,956</b>

Paper Response Activity		
Unprocessed Paper Responses	418,927	419,867
Processed Paper Responses	18,520,285	18,521,753
<b>Total Paper Responses</b>	<b>18,939,212</b>	<b>18,941,620</b>

CQA Call Activity		
Daily Inbound Call Volume	13,170,233	13,186,679
Total Calls Offered to CSRs	5,026,933	5,035,210
Total Phone Responses	1,990,294	1,993,193

### State by State Self-Response Rates

State	Actual	2010 Rate (Final)	2020 Rate (start of NRFU)	2010 Rate (start of NRFU)
U.S. Total	66.4%	66.5%	63.3%	61.5%
Alabama	63.0%	62.5%	60.8%	59.5%
Alaska	54.1%	55.6%	49.9%	51.6%
Arizona	63.5%	61.3%	59.9%	58.5%
Arkansas	60.3%	62.3%	57.9%	59.5%
California	68.9%	68.2%	64.6%	64.7%
Colorado	69.5%	67.2%	66.6%	64.4%
Connecticut	70.8%	69.5%	67.1%	66.3%
Delaware	64.3%	64.1%	60.8%	60.8%
District of Columbia	63.0%	66.0%	59.6%	62.2%
Florida	63.2%	63.0%	60.2%	55.6%
Georgia	62.1%	62.5%	59.0%	55.5%
Hawaii	62.7%	64.1%	59.9%	60.7%
Idaho	69.1%	67.1%	67.8%	64.6%
Illinois	70.8%	70.5%	68.2%	67.7%
Indiana	70.0%	69.6%	67.5%	67.0%
Iowa	71.1%	73.0%	68.9%	71.0%
Kansas	69.4%	70.0%	67.2%	67.4%
Kentucky	67.9%	65.7%	66.0%	63.0%
Louisiana	59.7%	61.0%	57.3%	57.9%
Maine	57.9%	57.4%	55.3%	55.3%
Maryland	70.6%	69.5%	67.4%	66.5%
Massachusetts	68.8%	68.8%	65.4%	65.6%
Michigan	71.0%	67.7%	68.9%	65.4%
Minnesota	74.8%	74.1%	72.5%	71.6%
Mississippi	59.9%	61.3%	58.0%	58.1%
Missouri	65.5%	67.5%	63.4%	65.3%

State	Actual	2010 Rate (Final)	2020 Rate (start of NRFU)	2010 Rate (start of NRFU)
Montana	59.9%	64.6%	56.9%	62.3%
Nebraska	71.6%	71.1%	69.0%	68.8%
Nevada	66.1%	61.4%	62.4%	58.7%
New Hampshire	66.6%	64.4%	63.2%	61.5%
New Jersey	68.8%	67.6%	65.2%	64.4%
New Mexico	57.9%	60.0%	53.5%	56.9%
New York	63.4%	64.6%	59.0%	61.3%
North Carolina	62.7%	64.8%	59.3%	62.1%
North Dakota	64.9%	63.8%	62.7%	66.8%
Ohio	70.3%	69.0%	67.5%	66.2%
Oklahoma	60.6%	62.3%	57.3%	58.9%
Oregon	68.8%	66.9%	65.7%	63.9%
Pennsylvania	69.0%	70.2%	66.3%	67.8%
Rhode Island	64.9%	65.7%	61.0%	62.8%
South Carolina	60.4%	64.7%	57.4%	62.2%
South Dakota	67.0%	67.1%	64.4%	65.0%
Tennessee	65.6%	67.1%	62.5%	63.8%
Texas	62.1%	64.4%	58.3%	60.3%
Utah	70.6%	68.6%	67.3%	65.4%
Vermont	60.1%	60.3%	56.9%	58.1%
Virginia	70.9%	69.0%	68.0%	66.2%
Washington	72.0%	67.2%	69.1%	63.7%
West Virginia	56.0%	59.1%	54.9%	56.8%
Wisconsin	71.9%	73.5%	69.7%	71.2%
Wyoming	60.7%	63.4%	57.6%	61.1%
Puerto Rico	34.9%	53.8%	28.7%	51.2%

INTERNAL - FOR OFFICIAL USE ONLY

---

**From:** Ali Mohammad Ahmad (CENSUS/ADCOM FED) [ali.m.ahmad@census.gov]  
**Sent:** 8/8/2020 11:45:20 AM  
**To:** Wilbur Ross [wlr@doc.gov]; Foti, Anthony (Federal) [AFoti@doc.gov]; Paranzino, Anthony (Federal) [AParanzino@doc.gov]; Davis, Caitlin (Federal) [CDavis4@doc.gov]; Jones, Christa D [christa.d.jones@census.gov]; Risko, Daniel (Federal) [DRisko@doc.gov]; Rockas, James (Federal) [JRockas@doc.gov]; Kelley, Karen (Federal) [KKelley@doc.gov]; Burris, Meghan (Federal) [MBurris@doc.gov]; Walsh, Michael (Federal) [MWalsh@doc.gov]; Martin, Nicole (Federal) [NMartin1@doc.gov]; Brebbia, Sean (Federal) [SBrebbia@doc.gov]; Barranca, Steven (Federal) [SBarranca1@doc.gov]; Brooke, Beatrice E. (Federal) [BBrooke1@doc.gov]  
**Subject:** Fwd: Daily Self-Response Metrics 8.8.20  
**Attachments:** SR Daily Metrics 8.8.20.pdf; ATT00001.htm

Begin forwarded message:

**From:** "Christopher M Denno (CENSUS/ADDC FED)" <christopher.m.denno@census.gov>  
**Date:** August 8, 2020 at 11:32:53 AM EDT  
**To:** "Adam Michael Korzeniewski (CENSUS/DEPDIR FED)" <adam.m.korzeniewski@census.gov>, "Albert E Fontenot (CENSUS/ADDC FED)" <Albert.E.Fontenot@census.gov>, "Alexa K Jones-Puthoff (CENSUS/DCMD FED)" <alexa.k.jones-puthoff@census.gov>, "Ali Mohammad Ahmad (CENSUS/ADCOM FED)" <ali.m.ahmad@census.gov>, "Barbara M LoPresti (CENSUS/DITD FED)" <Barbara.M.LoPresti@census.gov>, "Burton H Reist (CENSUS/ADCOM FED)" <burton.h.reist@census.gov>, "Christa D Jones (CENSUS/DEPDIR FED)" <Christa.D.Jones@census.gov>, "Christine E Taylor (CENSUS/PIO FED)" <christine.e.taylor@census.gov>, "Christopher J Stanley (CENSUS/OCIA FED)" <christopher.j.stanley@census.gov>, "Christopher M Denno (CENSUS/ADDC FED)" <christopher.m.denno@census.gov>, "Deborah Stempowski (CENSUS/ADDC FED)" <Deborah.M.Stempowski@census.gov>, "Deidre C Hicks (CENSUS/DCMD FED)" <Deidre.C.Hicks@census.gov>, "Earl J Letourneau (CENSUS/DSSD FED)" <Earl.J.Letourneau@census.gov>, "Enrique Lamas (CENSUS/DEPDIR FED)" <Enrique.Lamas@census.gov>, "Francis C McPhillips (CENSUS/DCMD FED)" <Francis.C.McPhillips@census.gov>, "James B Treat (CENSUS/DEPDIR FED)" <James.B.Treat@census.gov>, "James T Christy (CENSUS/LA FED)" <James.T.Christy@census.gov>, "Jeffrey L Bryant (CENSUS/NPC FED)" <jeffrey.l.bryant@census.gov>, "Jennifer Shopkorn (CENSUS/ADCOM FED)" <jennifer.shopkorn@census.gov>, "Jennifer W Reichert (CENSUS/DCMD FED)" <Jennifer.W.Reichert@census.gov>, "Kathleen M Styles (CENSUS/ADDC FED)" <kathleen.m.styles@census.gov>, "Kristen A Hearn (CENSUS/DCMD FED)" <kristen.a.hearns@census.gov>, "Luis J Cano (CENSUS/DCEO FED)" <luis.j.cano@census.gov>, "Maryann M Chapin (CENSUS/ADDC FED)" <Maryann.M.Chapin@census.gov>, "Michael Bentley (CENSUS/DSSD FED)" <Michael.Bentley@census.gov>, "Michael C Cook (CENSUS/PIO FED)" <Michael.C.Cook@census.gov>, "Michael John Sprung (CENSUS/DEPDIR FED)" <michael.j.sprung@census.gov>, "Michael T Thieme (CENSUS/ADDC FED)" <Michael.T.Thieme@census.gov>, "Nathaniel Cogley (CENSUS/DEPDIR FED)" <nathaniel.cogley@census.gov>, "Patrick J Cantwell (CENSUS/DSSD FED)" <Patrick.J.Cantwell@census.gov>, "Paul Krutsch (CENSUS/DCMD FED)" <paul.krutsch@census.gov>, "Phani-Kumar Atri Kalluri (CENSUS/ADDC FED)" <Phani-Kumar.Atri.Kalluri@census.gov>, "Ron S Jarmin (CENSUS/DEPDIR FED)" <Ron.S.Jarmin@census.gov>, "Sarah Konya (CENSUS/DSSD FED)" <Sarah.Konya@census.gov>, "Sheila M Szanyi (CENSUS/DCEO FED)" <sheila.m.szanyi@census.gov>, "Stephen L Buckner (CENSUS/ADCOM FED)" <Stephen.L.Buckner@census.gov>, "Steven Dillingham (CENSUS/DEPDIR FED)" <steven.dillingham@census.gov>, "Steven K Smith (CENSUS/DEPDIR FED)" <steven.k.smith@census.gov>, "Suzanne Fratino (CENSUS/DCMD FED)" <Suzanne.Fratino@census.gov>, "Tamara S Adams (CENSUS/ADDC FED)" <Tamara.S.Adams@census.gov>  
**Subject:** Daily Self-Response Metrics 8.8.20

Good Morning,

Attached are today's daily self-response metrics. Please let me know if you have any questions and have a great weekend!

Thanks.

**Christopher Denno**, Special Assistant

Decennial Census Programs

U.S. Census Bureau

Room **b(6)** | Office: 301.763.4092 | Mobile

**b(6)**

[census.gov](https://www.census.gov) | [@censusbureau](https://twitter.com/censusbureau)

**Shape your future. START HERE > [2020census.gov](https://2020census.gov)**

Date: August 8, 2020

Self-Response Mode		
	Prior Day	Today
Mode	8/7/20	8/8/20
Internet	80,297,636	80,384,263
Paper	13,575,738	13,770,406
Phone	1,483,475	1,491,068
<b>Total Responses All Modes</b>	<b>95,356,849</b>	<b>95,645,737</b>

Paper Response Activity		
Unprocessed Paper Responses	4,578,447	4,395,625
Processed Paper Responses	13,575,738	13,770,406
<b>Total Paper Responses</b>	<b>18,154,185</b>	<b>18,166,031</b>

CQA Call Activity		
Daily Inbound Call Volume	10,893,698	10,919,899
Total Calls Offered to CSRs	3,722,375	3,738,458
Total Phone Responses	1,483,475	1,491,068

### State by State Response Rates

State	Actual	2010 Rate (start of NRFU)	2010 Rate (Final)	State	Actual	2010 Rate (start of NRFU)	2010 Rate (Final)
U.S. Total	63.2%	63.5%	66.5%	Tennessee	62.5%	63.8%	67.1%
Minnesota	72.5%	71.6%	74.1%	Nevada	62.4%	58.7%	61.4%
Wisconsin	69.7%	71.2%	73.5%	Rhode Island	61.0%	62.8%	65.7%
Washington	69.0%	63.7%	67.2%	Delaware	60.8%	60.8%	64.1%
Nebraska	69.0%	68.8%	71.1%	Alabama	60.8%	59.5%	62.5%
Iowa	68.9%	71.0%	73.0%	Florida	60.2%	59.6%	63.0%
Michigan	68.9%	65.4%	67.7%	Arizona	59.9%	58.5%	61.3%
Illinois	68.1%	67.7%	70.5%	Hawaii	59.8%	60.7%	64.1%
Virginia	67.9%	66.2%	69.0%	District of Columbia	59.6%	62.2%	66.0%
Idaho	67.7%	64.6%	67.1%	North Carolina	59.3%	62.1%	64.8%
Ohio	67.5%	66.2%	69.0%	New York	59.0%	61.3%	64.6%
Indiana	67.5%	67.0%	69.6%	Georgia	58.9%	59.5%	62.5%
Utah	67.4%	65.4%	68.6%	Texas	58.2%	60.3%	64.4%
Maryland	67.4%	65.5%	69.5%	Mississippi	58.0%	58.1%	61.3%
Kansas	67.2%	67.4%	70.0%	Arkansas	57.8%	59.5%	62.3%
Connecticut	67.1%	66.3%	69.5%	Oklahoma	57.8%	58.9%	62.3%
Colorado	66.5%	64.4%	67.2%	Wyoming	57.5%	61.1%	63.4%
Pennsylvania	66.3%	67.8%	70.2%	South Carolina	57.4%	62.2%	64.7%
Kentucky	66.0%	63.0%	65.7%	Louisiana	57.3%	57.9%	61.0%
Oregon	65.6%	63.9%	66.9%	Montana	56.9%	62.3%	64.6%
Massachusetts	65.4%	65.6%	68.8%	Vermont	56.8%	58.1%	60.3%
New Jersey	65.1%	64.4%	67.6%	Maine	55.5%	55.3%	57.4%
California	64.6%	64.7%	68.2%	West Virginia	54.8%	56.8%	59.1%
South Dakota	64.3%	65.0%	67.1%	New Mexico	53.4%	56.9%	60.0%
Missouri	63.3%	65.3%	67.5%	Alaska	49.9%	51.6%	55.6%
New Hampshire	63.2%	61.5%	64.4%	Puerto Rico	28.5%	51.2%	53.8%
North Dakota	62.7%	66.8%	68.8%				

INTERNAL - FOR OFFICIAL USE ONLY

---

**From:** Ali Mohammad Ahmad (CENSUS/ADCOM FED) [ali.m.ahmad@census.gov]  
**Sent:** 8/6/2020 5:00:03 PM  
**To:** Walsh, Michael (Federal) [MWalsh@doc.gov]  
**Subject:** Re: Census 2020 ad

I almost started to cry when i saw who sent the email you were forwarding but damn I am happy to see that response. I assume he's talking about the one with enumerators wearing masks.

On Aug 6, 2020, at 4:52 PM, Walsh, Michael (Federal) <MWalsh@doc.gov> wrote:

Sent from my iPhone

Begin forwarded message:

**From:** "Fleming, John C. Jr. EOP/WHO" <[REDACTED]@who.eop.gov>  
**Date:** August 6, 2020 at 11:24:24 AM AKDT  
**To:** "Kelley, Karen (Federal)" <KKelley@doc.gov>, "Walsh, Michael (Federal)" <MWalsh@doc.gov>  
**Cc:** "Cogley, Nathaniel" <nathaniel.cogley@census.gov>  
**Subject:** Census 2020 ad

Just saw the TV ad, love it!

John C. Fleming, MD

Assistant to the President for Planning and Implementation

Office of the Chief of Staff

White House West Wing Rm [REDACTED]

Office [REDACTED]

Mobile [REDACTED]

[REDACTED]@who.eop.gov

---

**From:** Ali Mohammad Ahmad (CENSUS/ADCOM FED) [ali.m.ahmad@census.gov]  
**Sent:** 8/7/2020 1:30:14 PM  
**To:** Wilbur Ross [wlr@doc.gov]; Foti, Anthony (Federal) [AFoti@doc.gov]; Paranzino, Anthony (Federal) [AParanzino@doc.gov]; Davis, Caitlin (Federal) [CDavis4@doc.gov]; Jones, Christa D [christa.d.jones@census.gov]; Risko, Daniel (Federal) [DRisko@doc.gov]; Rockas, James (Federal) [JRockas@doc.gov]; Kelley, Karen (Federal) [KKelley@doc.gov]; Burris, Meghan (Federal) [MBurris@doc.gov]; Walsh, Michael (Federal) [MWalsh@doc.gov]; Martin, Nicole (Federal) [NMartin1@doc.gov]; Brebbia, Sean (Federal) [SBrebbia@doc.gov]; Barranca, Steven (Federal) [SBarranca1@doc.gov]; Brooke, Beatrice E. (Federal) [BBrooke1@doc.gov]  
**Subject:** Fwd: Daily Self-Response Metrics 8.7.20  
**Attachments:** SR Daily Metrics 8.7.20.pdf; ATT00001.htm

Begin forwarded message:

**From:** "Christopher M Denno (CENSUS/ADDC FED)" <christopher.m.denno@census.gov>  
**Date:** August 7, 2020 at 1:29:18 PM EDT  
**To:** "Ron S Jarmin (CENSUS/DEPDIR FED)" <Ron.S.Jarmin@census.gov>, "Enrique Lamas (CENSUS/DEPDIR FED)" <Enrique.Lamas@census.gov>, "Albert E Fontenot (CENSUS/ADDC FED)" <Albert.E.Fontenot@census.gov>, "Christa D Jones (CENSUS/DEPDIR FED)" <Christa.D.Jones@census.gov>, "Ali Mohammad Ahmad (CENSUS/ADCOM FED)" <ali.m.ahmad@census.gov>, "Deborah Stempowski (CENSUS/ADDC FED)" <Deborah.M.Stempowski@census.gov>, "Michael T Thieme (CENSUS/ADDC FED)" <Michael.T.Thieme@census.gov>, "Kathleen M Styles (CENSUS/ADDC FED)" <kathleen.m.styles@census.gov>, "Alexa K Jones-Puthoff (CENSUS/DCMD FED)" <alexa.k.jones-puthoff@census.gov>, "Phani-Kumar Atri Kalluri (CENSUS/ADDC FED)" <Phani-Kumar.Atri.Kalluri@census.gov>, "Sheila M Szanyi (CENSUS/DCEO FED)" <sheila.m.szanyi@census.gov>, "Francis C McPhillips (CENSUS/DCMD FED)" <Francis.C.McPhillips@census.gov>, "Deidre C Hicks (CENSUS/DCMD FED)" <Deidre.C.Hicks@census.gov>, "Barbara M LoPresti (CENSUS/DITD FED)" <Barbara.M.LoPresti@census.gov>, "Jennifer W Reichert (CENSUS/DCMD FED)" <Jennifer.W.Reichert@census.gov>, "Suzanne Fratino (CENSUS/DCMD FED)" <Suzanne.Fratino@census.gov>, "Michael Bentley (CENSUS/DSSD FED)" <Michael.Bentley@census.gov>, "Sarah Konya (CENSUS/DSSD FED)" <Sarah.Konya@census.gov>, "James B Treat (CENSUS/DEPDIR FED)" <James.B.Treat@census.gov>, "Paul Krutsch (CENSUS/DCMD FED)" <paul.krutsch@census.gov>, "Jennifer Shopkorn (CENSUS/ADCOM FED)" <jennifer.shopkorn@census.gov>, "Luis J Cano (CENSUS/DCEO FED)" <luis.j.cano@census.gov>, "Maryann M Chapin (CENSUS/ADDC FED)" <Maryann.M.Chapin@census.gov>, "Burton H Reist (CENSUS/ADCOM FED)" <burton.h.reist@census.gov>, "Jeffrey L Bryant (CENSUS/NPC FED)" <jeffrey.l.bryant@census.gov>, "Tamara S Adams (CENSUS/ADDC FED)" <Tamara.S.Adams@census.gov>, "Earl J Letourneau (CENSUS/DSSD FED)" <Earl.J.Letourneau@census.gov>, "Patrick J Cantwell (CENSUS/DSSD FED)" <Patrick.J.Cantwell@census.gov>, "Kristen A Hearn (CENSUS/DCMD FED)" <kristen.a.hearns@census.gov>, "Stephen L Buckner (CENSUS/ADCOM FED)" <Stephen.L.Buckner@census.gov>, "Michael C Cook (CENSUS/PIO FED)" <Michael.C.Cook@census.gov>, "Christine E Taylor (CENSUS/PIO FED)" <christine.e.taylor@census.gov>, "Christopher M Denno (CENSUS/ADDC FED)" <christopher.m.denno@census.gov>, "Christopher J Stanley (CENSUS/OCIA FED)" <christopher.j.stanley@census.gov>, "Steven Dillingham (CENSUS/DEPDIR FED)" <steven.dillingham@census.gov>, "Steven K Smith (CENSUS/DEPDIR FED)" <steven.k.smith@census.gov>, "Michael John Sprung (CENSUS/DEPDIR FED)" <michael.j.sprung@census.gov>, "James T Christy (CENSUS/LA FED)" <James.T.Christy@census.gov>, "Nathaniel Cogley (CENSUS/DEPDIR FED)" <nathaniel.cogley@census.gov>, "Adam Michael Korzeniewski (CENSUS/DEPDIR FED)"



<adam.m.korzeniewski@census.gov>

**Subject: Daily Self-Response Metrics 8.7.20**

Good Afternoon,

Attached are today's daily self-response metrics. Please let me know if you have any questions and have a great weekend!

Thanks.

**Christopher Denno**, Special Assistant

Decennial Census Programs

U.S. Census Bureau

Room **b(6)** | Office: 301.763.4092 | Mobile **b(6)**

[census.gov](https://www.census.gov) | [@censusbureau](https://twitter.com/censusbureau)

**Shape your future. START HERE > [2020census.gov](https://2020census.gov)**

Date: August 7, 2020

Self-Response Mode		
	Prior Day	Today
Mode	8/6/20	8/7/20
Internet	80,190,050	80,297,636
Paper	13,341,637	13,575,738
Phone	1,475,405	1,483,475
<b>Total Responses All Modes</b>	<b>95,007,092</b>	<b>95,356,849</b>

Paper Response Activity		
Unprocessed Paper Responses	4,801,793	4,578,447
Processed Paper Responses	13,341,637	13,575,738
<b>Total Paper Responses</b>	<b>18,143,430</b>	<b>18,154,185</b>

CQA Call Activity		
Daily Inbound Call Volume	10,865,721	10,893,698
Total Calls Offered to CSRs	3,705,624	3,722,375
Total Phone Responses	1,475,405	1,483,475

### State by State Response Rates

State	Actual	2010 Rate (start of NRFU)	2010 Rate (Final)
U.S. Total	63.2%	63.5%	66.5%
Minnesota	72.4%	71.6%	74.1%
Wisconsin	69.7%	71.2%	73.5%
Nebraska	69.0%	68.8%	71.1%
Iowa	68.9%	71.0%	73.0%
Washington	68.9%	63.7%	67.2%
Michigan	68.9%	65.4%	67.7%
Illinois	68.0%	67.7%	70.5%
Virginia	67.9%	66.2%	69.0%
Idaho	67.6%	64.6%	67.1%
Ohio	67.5%	66.2%	69.0%
Indiana	67.4%	67.0%	69.6%
Utah	67.4%	65.4%	68.6%
Maryland	67.3%	66.5%	69.5%
Kansas	67.1%	67.4%	70.0%
Connecticut	67.0%	66.3%	69.5%
Colorado	66.5%	64.4%	67.2%
Pennsylvania	66.2%	67.8%	70.2%
Kentucky	66.0%	63.0%	65.7%
Oregon	65.6%	63.9%	66.9%
Massachusetts	65.3%	65.6%	68.8%
New Jersey	65.1%	64.4%	67.6%
California	64.5%	64.7%	68.2%
South Dakota	64.3%	65.0%	67.1%
Missouri	63.3%	65.3%	67.5%
New Hampshire	63.1%	61.5%	64.4%
North Dakota	62.7%	66.8%	68.8%

State	Actual	2010 Rate (start of NRFU)	2010 Rate (Final)
Tennessee	62.5%	63.8%	67.1%
Nevada	62.3%	58.7%	61.4%
Rhode Island	60.9%	62.8%	65.7%
Delaware	60.7%	60.8%	64.1%
Alabama	60.7%	59.5%	62.5%
Florida	60.1%	59.6%	63.0%
Arizona	59.9%	58.5%	61.3%
Hawaii	59.7%	60.7%	64.1%
District of Columbia	59.5%	62.2%	66.0%
North Carolina	59.3%	62.1%	64.8%
New York	58.9%	61.3%	64.6%
Georgia	58.9%	59.5%	62.5%
Texas	58.2%	60.3%	64.4%
Mississippi	57.9%	58.1%	61.3%
Arkansas	57.8%	59.5%	62.3%
Oklahoma	57.8%	58.9%	62.3%
Wyoming	57.5%	61.1%	63.4%
South Carolina	57.4%	62.2%	64.7%
Louisiana	57.3%	57.9%	61.0%
Montana	56.8%	62.3%	64.6%
Vermont	56.8%	58.1%	60.3%
Maine	55.4%	55.3%	57.4%
West Virginia	54.8%	56.8%	59.1%
New Mexico	53.4%	56.9%	60.0%
Alaska	49.8%	51.6%	55.6%
Puerto Rico	28.3%	51.2%	53.8%

INTERNAL - FOR OFFICIAL USE ONLY

---

**From:** Martin, Nicole (Federal) [NMartin1@doc.gov]  
**Sent:** 8/10/2020 12:24:05 PM  
**To:** Dillingham, Steven [steven.dillingham@census.gov]; Jarmin, Ron S [ron.s.jarmin@census.gov]; Lamas, Enrique [enrique.lamas@census.gov]; Fontenot, Albert E [albert.e.fontenot@census.gov]; Jones, Christa D [christa.d.jones@census.gov]; Walsh, Michael (Federal) [MWalsh@doc.gov]; Cannon, Michael (Federal) [MCannon@doc.gov]; Treat, James B [james.b.treat@census.gov]; Thieme, Michael T [michael.t.thieme@census.gov]; Smith, Steven K [steven.k.smith@census.gov]; Stempowski, Deborah M [deborah.m.stempowski@census.gov]; Taylor, Benjamin K [benjamin.k.taylor@census.gov]; Preston, Robert (Federal) [RPreston@doc.gov]; Ziaya, David R [david.r.ziaya@census.gov]; Lane, Jennifer (Federal) [JLane@doc.gov]; Davis, Caitlin (Federal) [CDavis4@doc.gov]; Sprung, Michael J [michael.j.sprung@census.gov]; Ding, Michael (Federal) [MDing@doc.gov]; Blair, Robert (Federal) [RBlair@doc.gov]; Ahmad, Ali M [ali.m.ahmad@census.gov]; Burris, Meghan (Federal) [MBurris@doc.gov]; Rockas, James (Federal) [JRockas@doc.gov]; Risko, Daniel (Federal) [DRisko@doc.gov]; Korzeniewski, Adam M [adam.m.korzeniewski@census.gov]; Paranzino, Anthony (Federal) [AParanzino@doc.gov]; Page, Benjamin J [benjamin.j.page@census.gov]; Olson, Timothy P [timothy.p.olson@census.gov]; Christy, James T [james.t.christy@census.gov]; Cogley, Nathaniel [nathaniel.cogley@census.gov]  
**CC:** Langdon, David (Federal) [DLangdon@doc.gov]; Bingham, Vicki [Vicki.Bingham@bea.gov]; Foti, Anthony (Federal) [AFoti@doc.gov]; Wyvill, Robin L [robin.l.wyvill@census.gov]; Becker Medina, Erika H [erika.h.becker.medina@census.gov]; Olson, Stephanie (Federal) [SOlson@doc.gov]; Boney, Virginia (Federal) [VBoney@doc.gov]; Preskenis, Kevin (Federal) [KPreskenis@doc.gov]; Gilman, Thomas (Federal) [TGilman@doc.gov]; Keller, Catherine (Federal) [CKeller@doc.gov]  
**Subject:** Senior Management Decennial Committee  
**Attachments:** 0. Sr Management Agenda 2020.08.10.pdf; 1. 2020 Census Notional NRFU DOC Exec Report Slides 2020.08.10.pdf; 3.a. 2020 Census High Level Summary 2020.08.10.pdf; 3.b. 2020 Census Phased Restart DOC Exec Report Slides for 2020.08.10.pdf; 3.c. 2020 Census DOC Exec Report Slides for 2020.08.10.pdf; 2. Contingency Waterfall for Revised NRFU - August 4.pdf

Hello,

Attached you will find materials for today's SMDC meeting.

Best,  
Nicole

**Nicole Martin**  
Office of the Deputy Secretary  
[NMartin1@doc.gov](mailto:NMartin1@doc.gov)  
O: 202-482-0504  
C: b(6)

# Senior Management Agenda

Monday, August 10, 2020

## 1. Discussion: Proposed Nonresponse Followup Reporting Metrics

*Albert E. Fontenot, Jr.*

*Associate Director for Decennial Programs, U.S. Census Bureau*

*Deborah Stempowski*

*Assistant Director for Decennial Programs, Operations and Schedule Management, U.S. Census Bureau*

## 2. Contingency Funds Update

*Ben Page*

*Chief Financial Officer, U.S. Census Bureau*

## 3. 2020 Census Operations Update

- a. 2020 Census DRAFT High Level Summary
- b. 2020 Census DRAFT Phased Restart DOC Exec Report Slides
- c. 2020 Census DRAFT DOC Exec Report Slides

*Albert E. Fontenot, Jr.*

*Associate Director for Decennial Programs, U.S. Census Bureau*

*Deborah Stempowski*

*Assistant Director for Decennial Programs, Operations and Schedule Management, U.S. Census Bureau*

## 4. Discussion (time permitting)

# Status Reporting: Nonresponse Followup for the 2020 Decennial Census

## Periodic Reporting: Notional Reports – August 10, 2020

# Periodic Performance Management Reports

## 2020 Census: Nonresponse Followup Area Census Office (ACO) Status

Status:

● On Track

Data current as of:

August 10, 2020

Start Date:

July 16, 2020

Completion Date:

August 9, 2020

Notes:

### Area Census Offices that Started Nonresponse Followup by Day

Date	ACOs that Started NRFU	Cumulative Total
7/16/2020	6	6
7/23/2020	6	12
7/26/2020	1	13
7/27/2020	1	14
7/28/2020	3	17
7/29/2020	12	29
7/30/2020	18	47
7/31/2020	15	62
8/1/2020	16	78
8/2/2020	0	78
8/3/2020	35	113
8/4/2020	43	156
8/5/2020	7	163
8/6/2020	37	200
8/7/2020	16	216
8/8/2020	13	229
8/9/2020	19	248

# Periodic Performance Management Reports

## 2020 Census: Nonresponse Followup Soft Launch Hiring Summary

Status:  
☐ Management Focus

Data current as of:  
 August 10, 2020

Completion Date:  
 September 30, 2020

Notes:

### Hiring Process for Field Staff – Soft Launch Summary

#### NRFU CFS

ACO	Total Goal to Hire	NRFU Goal to Hire	Hired	Started Online Training	Completed Training	Goal to Deploy
Cycle 1A	605	466	430	691	600	544
Cycle 1B	427	392	404	498	411	384
Cycle 2	2,644	2,054	2,363	3,264	2,688	2,380
Cycle 3	2,832	2,692	2,539	2,966	2,369	2,549
Full Launch	13,038	12,003	11,538	14,463	12,527	11,732
<b>Total</b>	<b>19,546</b>	<b>17,607</b>	<b>17,274</b>	<b>21,882</b>	<b>18,595</b>	<b>17,589</b>

#### NRFU Enumerators

ACO	Total Goal to Hire	NRFU Goal to Hire	Hired	Started Online Training	Completed Training	Goal to Deploy	Active Enumerators
Cycle 1A	13,485	11,973	10,520	11,098	8,792	11,966	7,260
Cycle 1B	9,512	9,158	7,588	7,407	5,930	8,465	5,314
Cycle 2	60,046	51,473	42,941	44,769	34,009	52,201	31,865
Cycle 3	62,215	60,893	40,513	34,172	12,412	55,644	10,128
Full Launch	360,631	340,120	171,628	151,083	65,477	319,459	53,766
<b>Total</b>	<b>505,889</b>	<b>473,617</b>	<b>273,190</b>	<b>248,529</b>	<b>126,620</b>	<b>447,735</b>	<b>108,333</b>

# Periodic Performance Management Reports

## 2020 Census: Nonresponse Followup Replacement Training Progress

Status:

● On Track

Data current as of:

August 6, 2020

Completion Date:

September 30, 2020

Notes:

Replacement Training Status by Region

RCC	Replacement Training Sessions	People Invited to Sessions	Enumerators who Attended Sessions	Enumerators Deployed	Total Active Enumerators
National	xxx	xxx	xxx	xxx	xxx
New York					
Philadelphia					
Chicago					
Dallas					
Los Angeles					
Atlanta					



# Periodic Performance Management Reports

## 2020 Census: Nonresponse Followup Progress and Cost

Status:

● On Track

Data current as of:

August 10, 2020

Start Date:

July 16, 2020

Completion Date:

September 30, 2020

Notes:

Current workload reflects all case types. Costs include training and production costs for NRFU Enumerators and CFS.

Cases Completed by Telephone:

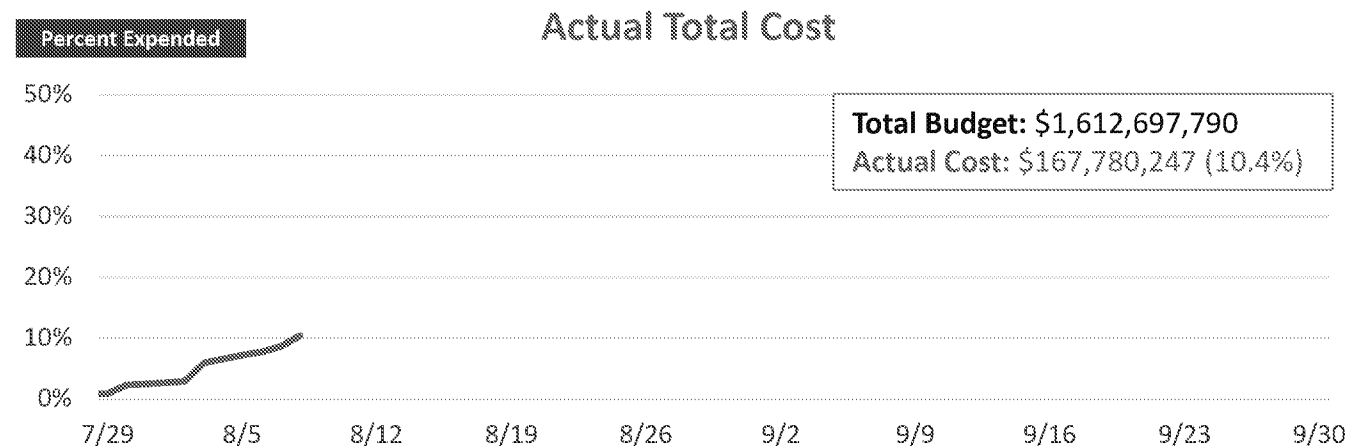
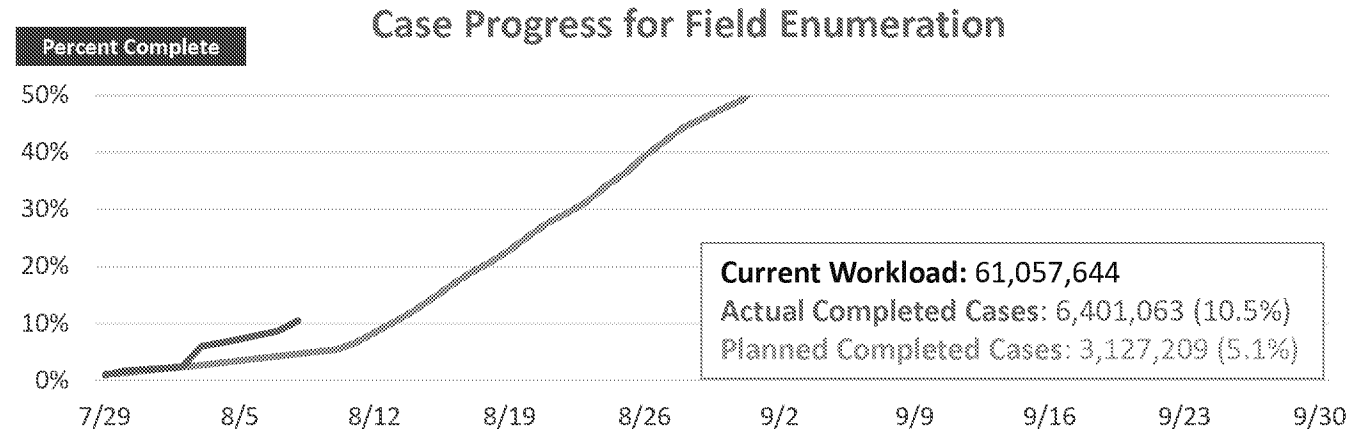
xxx

Cases Completed by Self-Response:

2,774,199 (43.3% of completed cases)

Remaining Workload:

54,656,581 cases



Source: MOJO Hermes

# Periodic Performance Management Reports

## 2020 Census: Nonresponse Followup Enumerator Productivity Curve

Status:

● On Track

Data current as of:

XXX

Start Date:

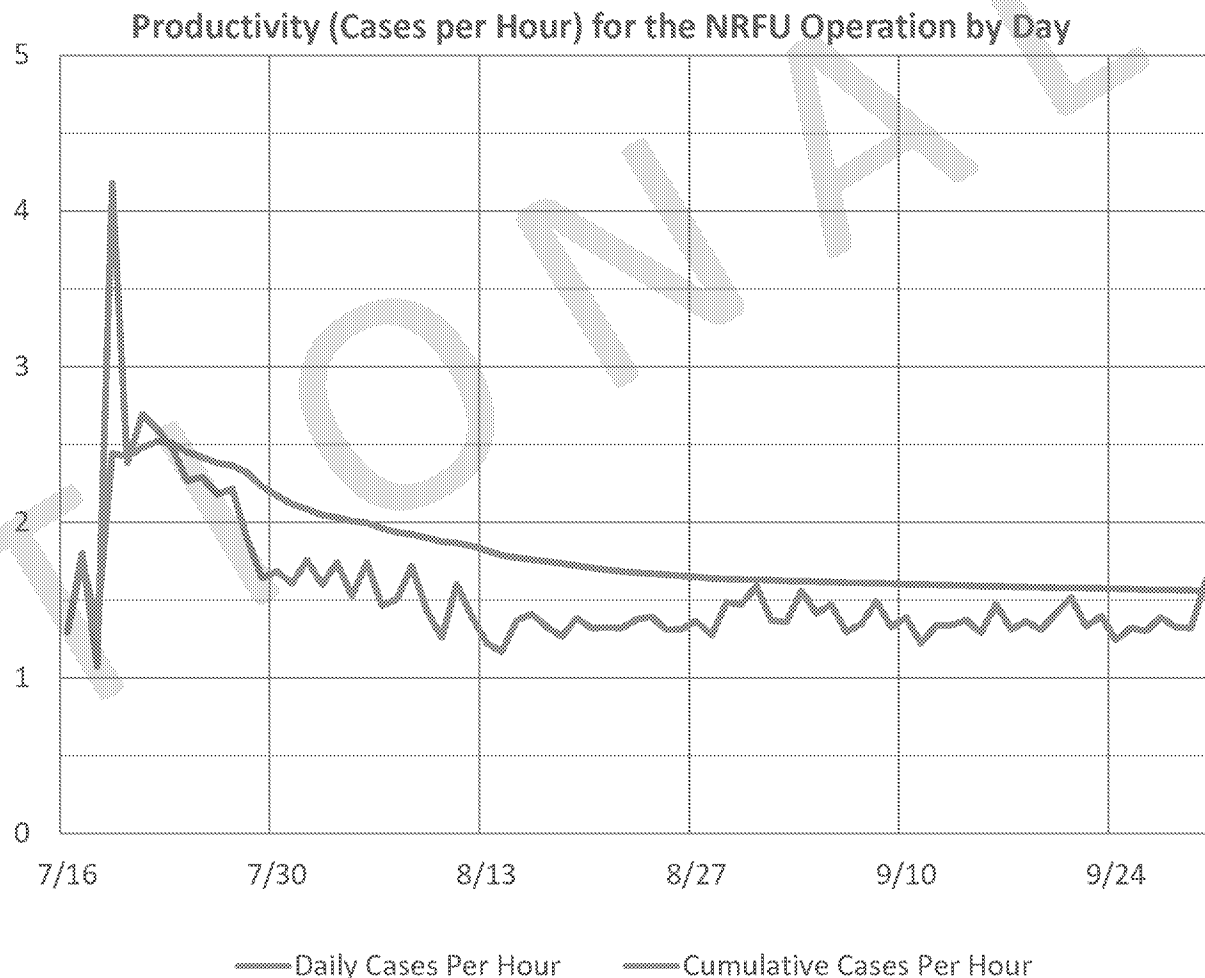
July 16, 2020

Completion Date:

September 30, 2020

Notes:

Cases per hour include cases that were resolved by enumeration, administrative records, or self-response.



# Periodic Performance Management Reports

## 2020 Census: Nonresponse Followup Enumerator Work Hours

Status:

● On Track

Data current as of:

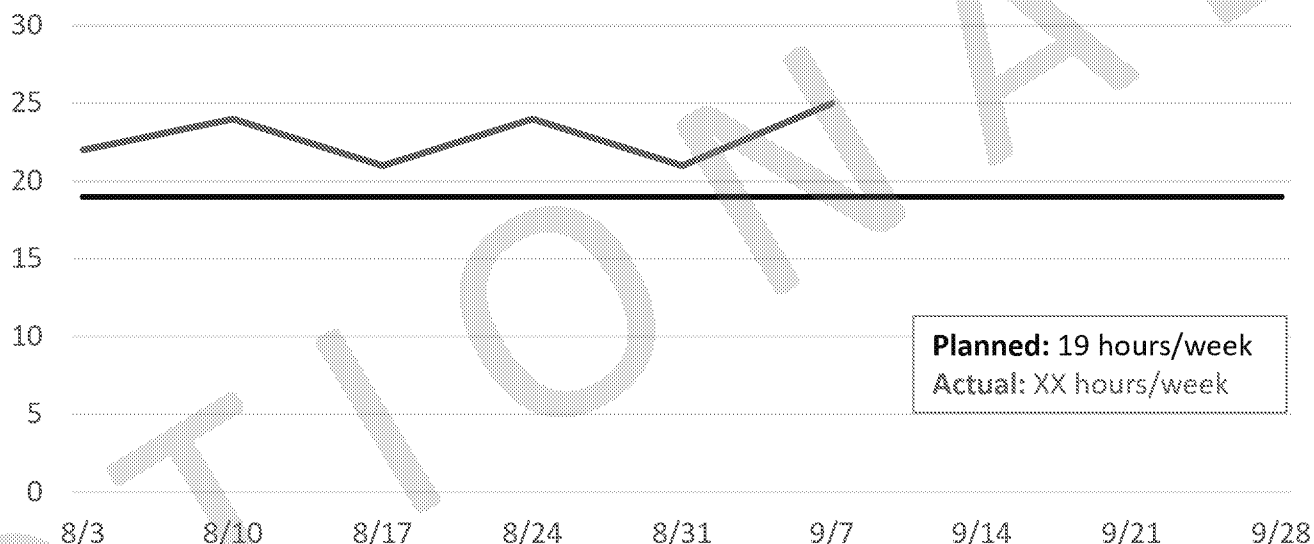
August 6, 2020

Completion Date:

September 30, 2020

Notes:

Average Enumerator Hours Worked per Week



Enumerators by Hours Worked

Week of	Number of Enumerators	Enumerators that Worked < 19 Hours	Enumerators that Worked 19-24 Hours	Enumerators that Worked 25+ Hours
9/7/2020	xxx	xxx	xxx	xxx

# Periodic Performance Management Reports

## 2020 Census: Completion Status by State

Source: Census Data Lake, Unified Tracking System

Data Current as of: August 6, 2020

State	Total Housing Units	HUs that Self-Responded	HUs in NRFU Workload	HUs Resolved in NRFU Workload	% HUs Enumerated Prior Week	% HUs Enumerated Current Week	Weekly Change
U.S. Total							
Alabama							
Alaska							
Arizona							
Arkansas							
California							
Colorado							
Connecticut							
Delaware							
District of Columbia							
Florida							
Georgia							
Hawaii							
Idaho							
Illinois							
Indiana							
Iowa							
Kansas							
Kentucky							
Louisiana							
Maine							
Maryland							
Massachusetts							
Michigan							
Minnesota							
Mississippi							
Missouri							

# Periodic Performance Management Reports

## 2020 Census: Completion Status by State cont'd

Source: Census Data Lake, Unified Tracking System

Data Current as of: August 6, 2020

State	Total Housing Units	HUs that Self-Responded	HUs in NRFU Workload	HUs Resolved in NRFU Workload	% HUs Enumerated Prior Week	% HUs Enumerated Current Week	Weekly Change
Montana							
Nebraska							
Nevada							
New Hampshire							
New Jersey							
New Mexico							
New York							
North Carolina							
North Dakota							
Ohio							
Oklahoma							
Oregon							
Pennsylvania							
Rhode Island							
South Carolina							
South Dakota							
Tennessee							
Texas							
Utah							
Vermont							
Virginia							
Washington							
West Virginia							
Wisconsin							
Wyoming							
Puerto Rico							

## 2020 Census High-level Summary Status

August 10, 2020

The overall self-response rate has reached 63.3%. With 93.63 M HUs responding, 79.91% have responded by internet, 18.62% by paper and 1.48% by phone.

We are open and working in all 50 states, the district, Puerto Rico and the Island territories.

99.98% of the Addresses in the Update Leave address workload have had questionnaire packages delivered. (6,804,450 of the 6,805,523 addresses in the Update Leave workload.)

168 (of 169) ACOs have completed their Update Leave production workload.

Of the addresses in the Update Leave workload 2,311,337 have responded.

- 51.75% (1,196,213) have responded by internet,
- 46.33% (1,070,896) have responded by paper and
- 1.91% (44,228) have responded by phone.

Nonresponse Followup work is underway in all 248 Area Census Offices with approximately 108,300 enumerators available to receive assignments.

Since our soft launch on July 16, approximately 6.40 million cases have been completed. Of those, approximately 2.6 million cases were resolved in the field. Additionally, approximately 2.8 million cases have self-responded since the Nonresponse Followup workload was identified. The balance were completed with administrative records or were resolved in the Area Census Offices.

Census teams are re-planning operational schedules to address the following issues:

1. The acceleration of staff into the field (hiring, training, deploying, etc)
2. The accelerating of work completion in the field (maximizing hours worked, keeping phones deployed to active enumerators, etc).
3. The acceleration of data processing
4. Meeting requirements of the Presidential Memoranda (and Executive Order regarding the Citizen Age Voting Population).

#### Additional Detail on NRFU Soft Launch Cycles:

On July 16, 2020, enumerators have started following up with nonresponding housing units in six Area Census Offices.

- Gardiner, ME (New York Region)
- Beckley, WV (Philadelphia Region)
- New Orleans, LA (Atlanta Region)
- Kansas City, MO (Chicago Region)
- Oklahoma County, OK (Dallas Region)
- Boise, ID (Los Angeles Region)

To date, approximately 661,300 cases have been resolved in the field in these areas. An additional 115,200 housing units in these areas have self-responded since the identification of the Nonresponse Followup workload.

From a staffing perspective in these sites, approximately 7,260 enumerators are available to receive assignments compared to our goal to deploy of approximately 12,000 enumerators. Hiring and training of enumerators is ongoing.

On July 23, 2020 enumerators started to follow-up with nonresponding housing units in six additional Area Census Offices.

- Hartford, CT (New York Region)
- State College, PA (Philadelphia Region)
- Crystal City, VA (Philadelphia Region)
- Evansville, IN (Chicago Region)
- Wichita, KS (Dallas Region)
- Tacoma, WA (Los Angeles Region)

To date, approximately 274,200 cases have been resolved in the field in these areas. An additional approximately 82,100 housing units in these areas have self-responded since the identification of the Nonresponse Followup workload.

From a staffing perspective in these sites, approximately 5,310 enumerators are available to receive assignments compared to our goal to deploy of approximately 8,500 enumerators. Hiring and training of enumerators is ongoing.

On July 30, 2020, enumerators started to follow-up with nonresponding housing units in an additional 35 Area Census Offices. To date, approximately 1,006,800 cases have been resolved in the field in these areas. An additional approximately 475,200 housing units in these areas have self-responded since the identification of the Nonresponse Followup workload. With enumerator training ongoing, approximately 31,870 enumerators are available to receive assignments.

On July 29, the Census Bureau announced a fourth NRFU soft launch cycle. Beginning August 3, an additional 39 offices began following up with nonresponding households. To date, approximately 10,130 enumerators are available to receive assignments. Approximately 125,100 cases have been resolved in the field. Approximately 364,000 cases have self-responded since the identification of the Nonresponse Followup workload.

Other updates of interest:

The first Nonresponse Followup enumeration was completed on July 1, 2020 in Boise, Idaho.

34 states have a Self-Response rate at or above 60%.

24 states have achieved a Self-Response Rate at or above their 2010 Census Self-Response Rate at the start of Nonresponse Followup.

5 states have achieved a Self-Response Rate at or above their final 2010 Census Self-Response Rate.

As of August 4, 100% of the housing units has been interviewed for the territory of American Samoa.



# Status Reporting: Phased Restart for the 2020 Decennial Census

## Periodic Reporting: Release for August 10, 2020

# Periodic Performance Management Reports

Report Title	Slide Number
2020 Census: Phased Restart Update Leave Status by State	3
2020 Census: Update Leave Progress & Cost	4
2020 Census: Update Leave – Status Update	5
2020 Census: Phased Restart Fingerprinting Status	6
NRFU Soft Launch – Cycle 1A	7-8
NRFU Soft Launch – Cycle 1B	9-10
NRFU Soft Launch – Cycle 2	11-12
NRFU Soft Launch – Cycle 3	13-14

# Periodic Performance Management Reports

## 2020 Census: Phased Restart Update Leave Status by State

Source: Unified Tracking System  
Data Current as of: August 10, 2020

Decisions to Restart work are informed by data available on the All Hazards Consortium site - "US State and Territory Actions in Response to COVID 19."

State	% Update Leave	HUs in UL Workload	% HUs Complete		Change
			Prior Week	Current Week	
<b>U.S. Total</b>	<b>4.5%</b>	<b>6,805,523</b>	<b>99.83%</b>	<b>99.98%</b>	<b>0.15%</b>
Alabama	3.2%	81,964	100.0%	100.0%	0.00%
Alaska	34.1%	110,022	100.0%	100.0%	0.00%
Arizona	6.6%	214,291	96.9%	99.6%	2.7%
Arkansas	5.0%	77,716	100.0%	100.0%	0.00%
California	2.3%	348,797	99.97%	100.00%	0.03%
Colorado	7.5%	195,895	100.0%	100.0%	0.00%
Connecticut	0.4%	5,868	100.0%	100.0%	0.00%
Florida	1.7%	171,871	100.0%	100.0%	0.00%
Georgia	2.3%	111,905	100.0%	100.0%	0.00%
Hawaii	10.8%	63,303	100.0%	100.0%	0.00%
Idaho	9.0%	70,780	100.0%	100.0%	0.00%
Illinois	0.8%	42,827	100.0%	100.0%	0.00%
Indiana	1.3%	39,142	100.0%	100.0%	0.00%
Iowa	0.9%	14,050	100.0%	100.0%	0.00%
Kansas	2.4%	32,178	100.0%	100.0%	0.00%
Kentucky	3.7%	78,593	100.0%	100.0%	0.00%
Louisiana	4.0%	91,447	100.0%	100.0%	0.00%
Maine	14.2%	111,689	100.0%	100.0%	0.00%
Massachusetts	2.2%	69,244	100.0%	100.0%	0.00%
Michigan	2.2%	106,770	100.0%	100.0%	0.00%
Minnesota	3.4%	86,706	100.0%	100.0%	0.00%
Mississippi	3.7%	54,499	100.0%	100.0%	0.00%
Missouri	4.3%	131,018	100.0%	100.0%	0.00%
Montana	19.2%	112,978	99.2%	100.0%	0.75%

State	% Update Leave	HUs in UL Workload	% HUs Complete		Change
			Prior Week	Current Week	
Nebraska	3.5%	30,670	100.0%	100.0%	0.00%
Nevada	3.6%	47,778	99.98%	100.00%	0.02%
New Hampshire	9.9%	65,936	100.0%	100.0%	0.00%
New Jersey	1.1%	40,514	100.0%	100.0%	0.00%
New Mexico	19.2%	200,664	98.3%	99.96%	1.69%
New York	3.0%	270,545	100.0%	100.0%	0.00%
North Carolina	3.3%	164,775	100.0%	100.0%	0.00%
North Dakota	9.9%	40,051	99.97%	100.00%	0.03%
Ohio	0.6%	34,686	100.0%	100.0%	0.00%
Oklahoma	9.8%	187,921	100.0%	100.0%	0.00%
Oregon	1.4%	27,198	100.0%	100.0%	0.00%
Pennsylvania	3.3%	197,124	100.0%	100.0%	0.00%
Rhode Island	1.1%	5,657	100.0%	100.0%	0.00%
South Carolina	2.4%	61,375	100.0%	100.0%	0.00%
South Dakota	12.4%	51,715	100.0%	100.0%	0.00%
Tennessee	0.3%	9,010	100.0%	100.0%	0.00%
Texas	3.6%	441,668	100.0%	100.0%	0.00%
Utah	7.6%	90,972	99.8%	99.9%	0.11%
Vermont	17.2%	61,075	100.0%	100.0%	0.00%
Virginia	0.9%	34,615	100.0%	100.0%	0.00%
Washington	2.8%	92,093	100.0%	100.0%	0.00%
West Virginia	28.8%	289,189	100.0%	100.0%	0.00%
Wisconsin	3.3%	93,399	100.0%	100.0%	0.00%
Wyoming	22.9%	67,114	100.0%	100.0%	0.00%
Puerto Rico	100.0%	1,776,226	100.0%	100.0%	0.00%

<b>Legend:</b>	All ACOs with UL Workload Restarted	All UL Workload Completed
----------------	-------------------------------------	---------------------------

# Periodic Performance Management Reports

## 2020 Census: Update Leave Progress & Cost

Status:

● On Track

Data current as of:

August 10, 2020

Start Date:

March 15, 2020

Completion Date:

July 20, 2020\*

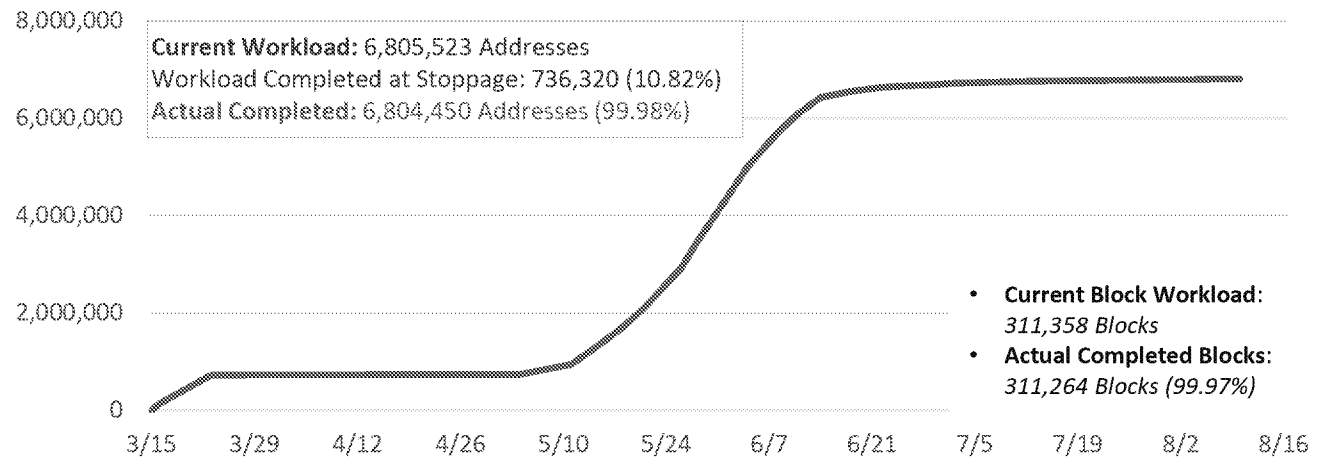
### Notes:

- \*In a small number of areas with access challenges, work will extend beyond 7/20 to complete the update of the Census address list and the delivery of questionnaire packages.
- Addresses in the Update Leave workload that do not self-respond are included in the Nonresponse Followup operation.

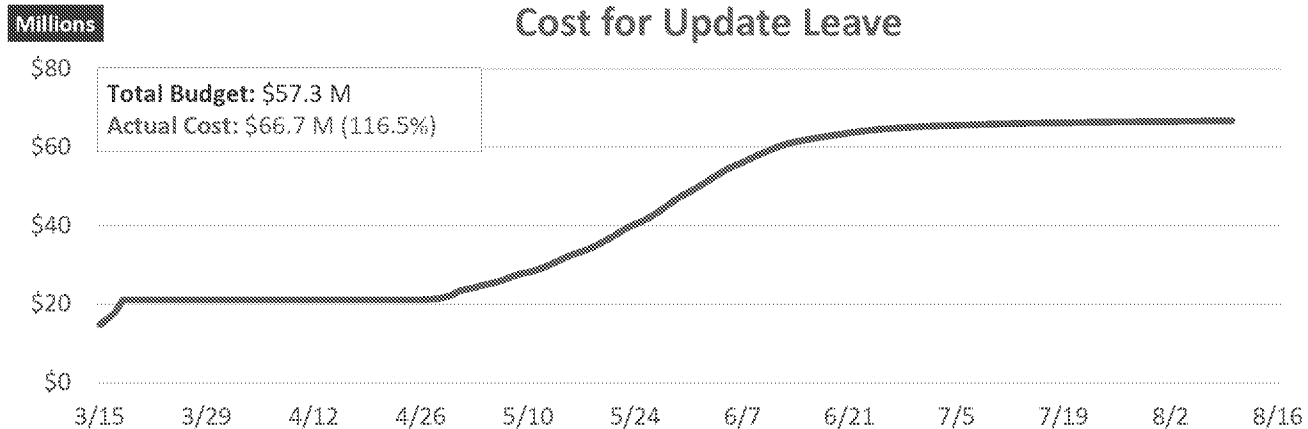
#### Lister Productivity

- Addresses per Hour: 8.1
- Life Cycle Cost Model Estimate for Addresses per Hour: 5.3

### Progress for Update Leave



### Cost for Update Leave



Source: Unified Tracking System

# Periodic Performance Management Reports

## 2020 Census: Update Leave – Status Update

Source: Unified Tracking System, *Census Data Lake, Decennial Statistical Studies Division*  
Data Current as of: August 10, 2020

### Operation:

The Update Leave (UL) operation is designed to occur in areas where the majority of housing units either do not have mail delivered to the physical location of the housing unit, or the mail delivery information for the housing unit cannot be verified. A Census Bureau employee will physically deliver a 2020 Census invitation to these housing units.

### Workload:

- Update Leave Original Workload (does not change): 6,805,523
- Workload Completed March 18 (date field operations were suspended): 736,320
  - Percentage Completed at suspension: 10.82%
- Workload Completed as of August 10: 6,804,450
- Percentage Completed: 99.98%

### Response Rates:

- UL Total Responses (as of March 18): 139,825
  - Internet: 12,478 (8.92%)
  - Paper: 127,189 (90.96%)
  - Phone: 158 (0.11%)
- UL Total Responses (as of August 10): 2,311,337
  - Internet: 1,196,213 (51.75%)
  - Paper: 1,070,896 (46.33%)
  - Phone: 44,228 (1.91%)

# Periodic Performance Management Reports

## 2020 Census: Phased Restart Fingerprinting Status

Status:

● On Track

Data current for  
the week of:  
*August 10, 2020*

Start Date:  
*January 21, 2020*

Completion Date:  
*October 31, 2020*

Notes:

### Overall Fingerprinting Status

Status	Prior Week	Change from Prior Week	Current Week
Total Number of Applicants that Reached DAPPS	3,011,003	12,438	<b>3,023,441</b>
Total Number Selected	1,247,717	9,566	<b>1,257,283</b>
Total Number Fingerprinted	854,607	8,308	<b>862,915</b>
Total Pending Fingerprinting	393,110	1,258	<b>394,368</b>
Total Remaining Applicant Pool	1,763,286	2,872	<b>1,766,158</b>

# Periodic Performance Management Reports

## 2020 Census: NRFU Soft Launch – Cycle 1A

Source: Field Division

Data Current as of: August 10, 2020

### Cycle 1A NRFU Soft Launch

Beginning July 16, the Census Bureau will soft-launch sending approximately 12,000 Census Enumerators to follow up with households in communities covered by six area census offices—one in each census region. The six locations are:

- Gardiner, ME (New York Region)
- Beckley, WV (Philadelphia Region)
- New Orleans, LA (Atlanta Region)
- Kansas City, MO (Chicago Region)
- Oklahoma County, OK (Dallas Region)
- Boise, ID (Los Angeles Region)

### Key Dates

- 6/18: Census Field Supervisor (CFS) Training
- 7/7: Enumerator Training
- 7/16: Production

### Enumerator Staffing by Office

ACO Name	Enumerators Goal to Deploy	Enumerators Active	% Active to Goal
Gardiner	2,158	1,437	66.59%
Beckley	3,198	1,716	53.66%
Kansas City	2,271	1,538	67.72%
New Orleans	1,199	765	63.80%
Oklahoma County	1,608	721	44.84%
Boise	1,531	1,083	70.74%
<b>Total</b>	<b>11,965</b>	<b>7,260</b>	<b>60.68%</b>

# Periodic Performance Management Reports

## 2020 Census: NRFU Soft Launch – Cycle 1A (continued)

Source: Field Division and Unified Tracking System

Data Current as of: August 10, 2020

### Progress by Office: Daily Progress Goal 47%

Area Census Office	State	Production Workload	Total Complete	Percent Complete
Gardiner	ME	396,152	149,600	37.76%
Beckley	WV	495,402	225,415	45.50%
Kansas City	MO	428,905	198,542	46.29%
New Orleans	LA	181,775	89,452	49.21%
Oklahoma County	OK	267,533	94,708	35.40%
Boise	ID	305,030	172,406	56.52%
<b>Total</b>		<b>2,074,797</b>	<b>930,123</b>	<b>44.83%</b>



# Periodic Performance Management Reports

## 2020 Census: NRFU Soft Launch – Cycle 1B

Source: Field Division

Data Current as of: August 10, 2020

### Cycle 1B NRFU Soft Launch

Beginning July 23, the Census Bureau will conduct a second NRFU soft-launch sending approximately 8,500 Census Enumerators to follow up with households in communities covered by six Area Census Offices (ACOs). The six locations are:

- Hartford, CT (New York Region)
- State College, PA (Philadelphia Region)
- Crystal City, VA (Philadelphia Region)
- Evansville, IN (Chicago Region)
- Wichita, KS (Dallas Region)
- Tacoma, WA (Los Angeles Region)

### Key Dates

- 6/25: Census Field Supervisor (CFS) Training
- 7/14: Enumerator Training
- 7/23: Production

### Enumerator Staffing by Office

ACO Name	Enumerators Goal to Deploy	Enumerators Active	% Active to Goal
Hartford	1,430	1,107	77.41%
State College	1,924	1023	53.17%
Crystal City	689	612	88.82%
Evansville	1,582	894	56.51%
Wichita	1,742	851	48.85%
Tacoma	1,097	827	75.39%
<b>Total</b>	<b>8,464</b>	<b>5,314</b>	<b>62.78%</b>

# Periodic Performance Management Reports

## 2020 Census: NRFU Soft Launch – Cycle 1B (continued)

Source: Field Division and Unified Tracking System

Data Current as of: August 10, 2020

### Progress by Office: Daily Progress Goal 35%

Area Census Office	State	Production Workload	Total Complete	Percent Complete
Hartford	CT	224,516	88,120	39.25%
State College	PA	334,911	80,944	24.17%
Crystal City	VA	118,933	51,643	43.42%
Evansville	IN	250,551	67,454	26.92%
Wichita	KS	305,534	98,448	32.22%
Tacoma	WA	172,189	61,981	36.00%
<b>Total</b>		<b>1,406,634</b>	<b>448,590</b>	<b>31.89%</b>

# Periodic Performance Management Reports

## 2020 Census: NRFU Soft Launch – Cycle 2

Source: Field Division

Data Current as of: August 10, 2020

### Cycle 2 NRFU Soft Launch

Beginning July 30, the Census Bureau will conduct a third NRFU soft-launch sending approximately 52,200 Census Enumerators to follow up with households in communities covered by thirty-five Area Census Offices (ACOs). The thirty-five locations are:

- Guaynabo, PR (New York Region)
- Caguas, PR (New York Region)
- Mayaguez, PR (New York Region)
- Danbury, CT (New York Region)
- Quincy, MA (New York Region)
- Waltham, MA (New York Region)
- Worcester, MA (New York Region)
- Trenton, NJ (New York Region)
- Buffalo, NY (New York Region)
- Hanover, MD (Philadelphia Region)
- Hagerstown, MD (Philadelphia Region)
- Towson, MD (Philadelphia Region)
- Mansfield, OH (Philadelphia Region)
- Cranberry Township, PA (Philadelphia Region)
- Harrisburg, PA (Philadelphia Region)
- Aurora, CO (Dallas Region)
- Colorado North, CO (Dallas Region)
- Denver, CO (Dallas Region)
- Bismarck, ND (Dallas Region)
- Chicago Central, IL (Chicago Region)
- Chicago Far Southwest, IL (Chicago Region)
- Chicago South, IL (Chicago Region)
- Cook County NW, IL (Chicago Region)
- Cook County South, IL (Chicago Region)
- Dekalb, IL (Chicago Region)
- Oswego, IL (Chicago Region)
- Peoria, IL (Chicago Region)
- Skokie, IL (Chicago Region)
- Indianapolis, IN (Chicago Region)
- Lake County, IN (Chicago Region)
- Green Bay, WI (Chicago Region)
- Honolulu, HI (Los Angeles Region)
- Everett, WA (Los Angeles Region)
- Olympia, WA (Los Angeles Region)
- Seattle, WA (Los Angeles Region)

### Key Dates

- 7/1: Census Field Supervisor (CFS) Training
- 7/21: Enumerator Training
- 7/30: Production

# Periodic Performance Management Reports

## 2020 Census: NRFU Soft Launch – Cycle 2 (continued)

Source: Field Division and Unified Tracking System

Data Current as of: August 10, 2020

### Enumerator Staffing by Region

Region	Enumerators Goal to Deploy	Enumerators Active	% Active to Goal
New York	7,260	4014	55.29%
Puerto Rico	9,516	4905	51.54%
Philadelphia	9,302	5908	63.51%
Chicago	15,873	10095	63.60%
Dallas	4,513	2456	54.42%
Los Angeles	5,737	4487	78.21%
<b>Total</b>	<b>52,201</b>	<b>31,865</b>	<b>61.04%</b>

### Progress by Region: Daily Progress Goal 20%

Region	Production Workload	Total Complete	Percent Complete
New York	1,116,280	240,337	21.53%
Puerto Rico	1,353,358	271,842	20.09%
Philadelphia	1,630,956	369,740	22.67%
Chicago	2,467,160	533,657	21.63%
Dallas	837,985	141,147	16.84%
Los Angeles	974,460	278,654	28.60%
<b>Total</b>	<b>8,380,199</b>	<b>1,835,377</b>	<b>21.90%</b>

# Periodic Performance Management Reports

## 2020 Census: NRFU Soft Launch – Cycle 3

Source: Field Division

Data Current as of: August 10, 2020

### Cycle 3 NRFU Soft Launch

Beginning August 6, the Census Bureau will conduct a fourth NRFU soft-launch sending approximately 56,300 Census Enumerators to follow up with households in communities covered by thirty-nine Area Census Offices (ACOs). The thirty-nine locations are:

- New Haven, CT (New York Region)
- Boston, MA (New York Region)
- Lawrence, MA (New York Region)
- East Bridgewater, MA (New York Region)
- Concord, NH (New York Region)
- Parsippany, NJ (New York Region)
- South Plainfield, NJ (New York Region)
- Newark, NJ (New York Region)
- Albany, NY (New York Region)
- Bronx 1, NY (New York Region)
- Bronx 2, NY (New York Region)
- Queens 1, NY (New York Region)
- Manhattan 1, NY (New York Region)
- Manhattan 2, NY (New York Region)
- Pawling, NY (New York Region)
- Brooklyn 2, NY (New York Region)
- Queens 2, NY (New York Region)
- Queens 3, NY (New York Region)
- Peekskill, NY (New York Region)
- Rochester, NY (New York Region)
- Brooklyn 3, NY (New York Region)
- Queens 4, NY (New York Region)
- Staten Island, NY (New York Region)
- Syracuse, NY (New York Region)
- Brooklyn 4, NY (New York Region)
- Providence, RI (New York Region)
- Washington, DC (Philadelphia Region)
- Wilmington, DE (Philadelphia Region)
- Allentown, PA (Philadelphia Region)
- Norristown, PA (Philadelphia Region)
- Philadelphia Franklin, PA (Philadelphia Region)
- Philadelphia Penn, PA (Philadelphia Region)
- Reading, PA (Philadelphia Region)
- Fairfax, VA (Philadelphia Region)
- Fredericksburg, VA (Philadelphia Region)
- Roanoke, VA (Philadelphia Region)
- Lansing, MI (Chicago Region)
- Oakland County, MI (Chicago Region)
- Minneapolis, MN (Chicago Region)

### Key Dates

- 7/14: Census Field Supervisor (CFS) Training
- 7/28: Enumerator Training
- 8/6: Production

# Periodic Performance Management Reports

## 2020 Census: NRFU Soft Launch – Cycle 3 (continued)

Source: Field Division and Unified Tracking System

Data Current as of: August 10, 2020

### Enumerator Staffing by Region

Region	Enumerators Goal to Deploy	Enumerators Active	% Active to Goal
New York	37,784	5,596	14.81%
Philadelphia	14,634	3,661	25.02%
Chicago	3,879	871	22.45%
<b>Total</b>	<b>56,297</b>	<b>10,128</b>	<b>17.99%</b>

### Progress by Region: Daily Progress Goal 1%






Region	Production Workload	Total Complete	Percent Complete
New York	4,977,003	333,541	6.70%
Philadelphia	2,142,217	199,232	9.30%
Chicago	659,164	51,144	7.76%
<b>Total</b>	<b>7,778,384</b>	<b>583,917</b>	<b>7.51%</b>

# Status Reporting: 2020 Decennial Census

## Periodic Reporting: Release for August 10, 2020

# Periodic Performance Management Reports

Release for August 10, 2020

Status	Report Title	Summary	Slide Number
	2020 Census: Applicant Status	Actions taken to achieve our recruiting target were successful. We have achieved our applicant goal.	4
	2020 Census: Remote Alaska Production Progress & Cost	Enumerations have resumed in all remaining areas that were incomplete in mid-March when work was suspended. Lack of access to some villages due to COVID-19 quarantines has required moving the planned completion of the Remote Alaska operation to August 31, 2020.	5
	2020 Census: Self-Response of Housing Units	Self-Response to the 2020 Census is tracking within the projected range. The projected Self-Response rate has been revised to account for re-planned operational timing and a sixth mailing prior to the August 11 start of Nonresponse Followup.	6
	2020 Census: Self-Response of Housing Units by Response Mode	Internet response is exceeding expectations. The projected Self-Response rates by mode have been revised to account for re-planned operational timing and a sixth mailing prior to the August 11 start of Nonresponse Followup.	7
	2020 Census: Self-Response of Housing Units by State		8

## Legend

Not Applicable

Completed

On Track





Management Focus

Requires Attention



# Periodic Performance Management Reports

Release for August 10, 2020

Status	Report Title	Summary	Slide Number
	2020 Census: Questionnaire Assistance Inbound Calls	Inbound call support continues. A return call option is available to callers who leave a message requesting this option.	9
	2020 Census: Partners & Participating Organizations	Progress to establish relationships with National and community organizations is ongoing. The number of partnering organizations at the national-level has grown to 1,033. The 2020 Census exposure at the local and community level continues; the number of active community partners is over 395,000. We have exceeded the 2010 Census numbers for both national and community partners.	10
	2020 Census: Integrated Communications Campaign Weekly Report Timeline	Steady progress continues on Integrated Communications Campaign efforts. The program is rapidly preparing new messages and delivery vehicles in light of the our current environment.	11
	2020 Census: Monthly FY 2020 Budget Execution Report	Fiscal Year 2020 budget execution is managing budget to address critical program needs.	12

## Legend

Not Applicable

Completed

On Track

Management Focus

Requires Attention

# Periodic Performance Management Reports

## 2020 Census: Applicant Status

Status:

● On Track

Data current as of:

August 10, 2020

Completion Date:

January 5, 2021

### Notes:

- Actions taken to achieve our recruiting target were successful. We have achieved our applicant goal.
- We are communicating with our recruits, selectees, and on-board staff so that staff are ready to work as we recommence all field operations.

### Steps in Applying for a Position

